



US00D408037S

United States Patent [19]

[11] Patent Number: **Des. 408,037**

Althans et al.

[45] Date of Patent: ****Apr. 13, 1999**

[54] **SET-TOP-BOX**

D. 307,424	4/1990	Shim	D14/135
D. 316,092	4/1991	Ham	D14/157
D. 370,677	6/1996	Olson	D14/188

[75] Inventors: **Richard K. Althans**, Long Grove;
Daniel A. Phipps, Round Lake, both of Ill.

Primary Examiner—Ted Shooman
Assistant Examiner—Nanda Bondade

[73] Assignee: **Zenith Electronics Corporation**,
Glenview, Ill.

[57] CLAIM

[**] Term: **14 Years**

The ornamental design for a set-top-box, as shown and described.

[21] Appl. No.: **29/086,777**

[22] Filed: **Apr. 20, 1998**

DESCRIPTION

Related U.S. Application Data

[63] Continuation-in-part of application No. 29/079,598, Nov. 7, 1997.

FIG. 1 is a perspective view of a set-top-box showing our new design;

[51] **LOC (6) Cl.** **14-01**

FIG. 2 is a top plan view thereof;

[52] **U.S. Cl.** **D14/257**

FIG. 3 is a front elevational view thereof;

[58] **Field of Search** D14/124-125,
D14/135, 155, 157, 159, 168, 188, 257-260,
265, 299, 239; 312/7.1; 455/6.1; 348/10,
11, 706

FIG. 4 is a left side elevational view thereof; and,

FIG. 5 is a right side elevational view thereof.

The broken line showing of the rear portion of the set-top-box on FIGS. 1-2 and 4-5 is for illustrative purposes only and forms no part of the claimed design.

[56] References Cited

U.S. PATENT DOCUMENTS

D. 277,667 2/1985 Zurawski D14/157

1 Claim, 2 Drawing Sheets

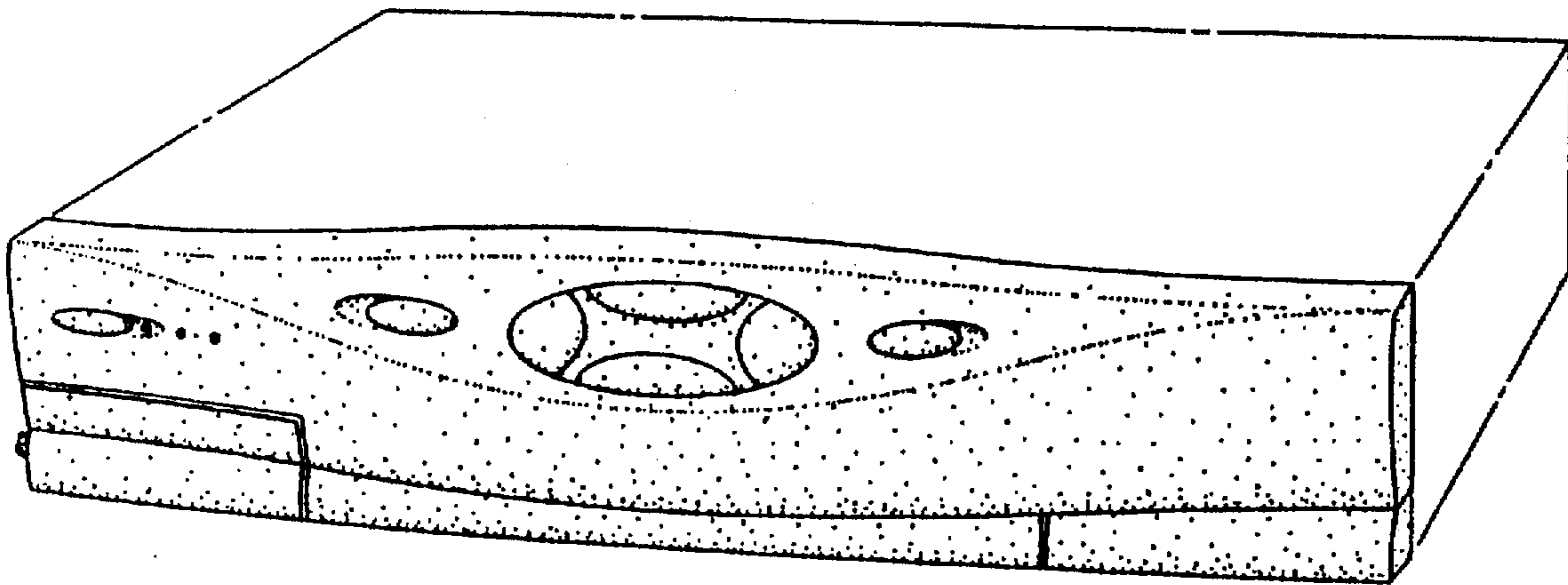


FIG 1

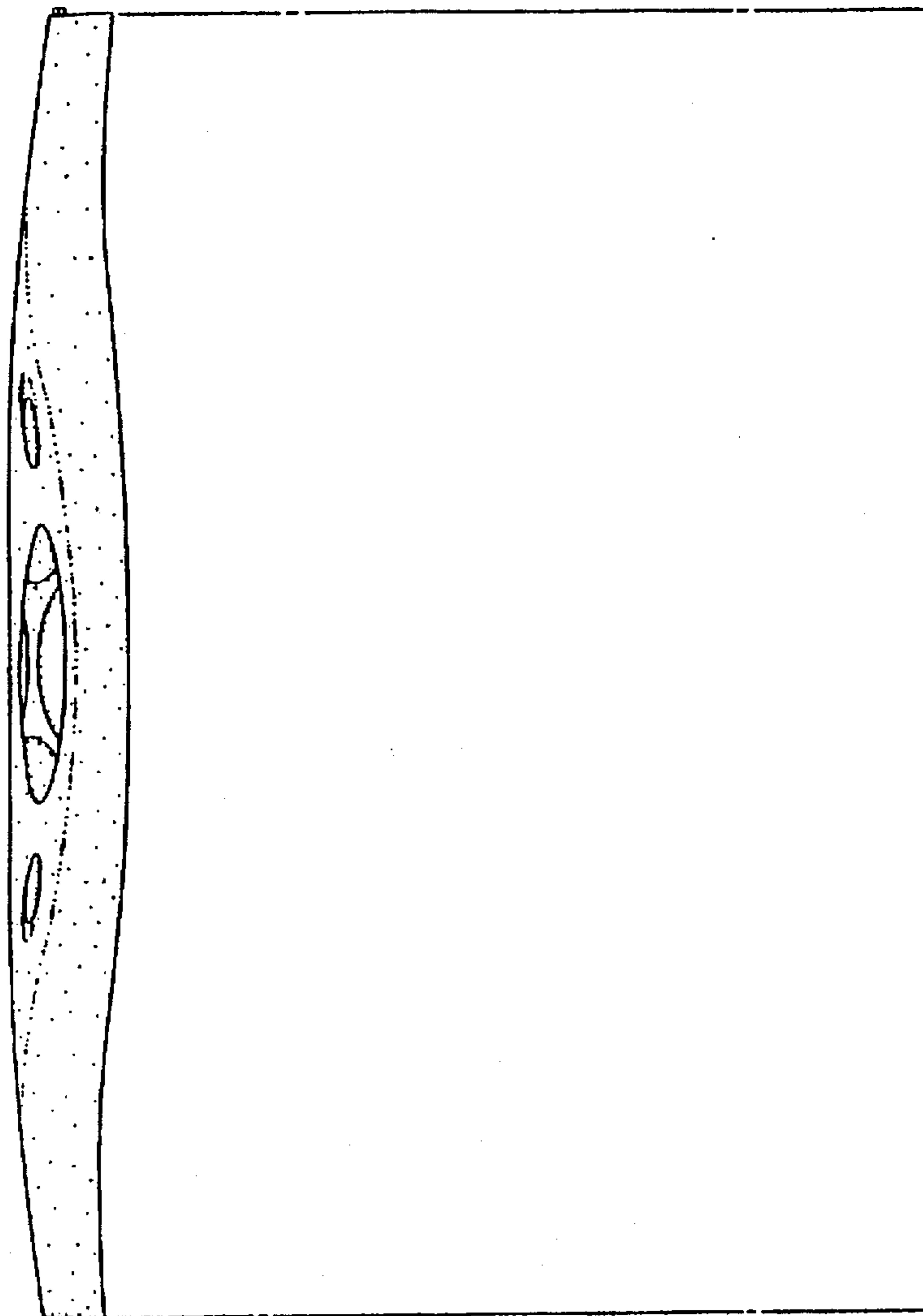
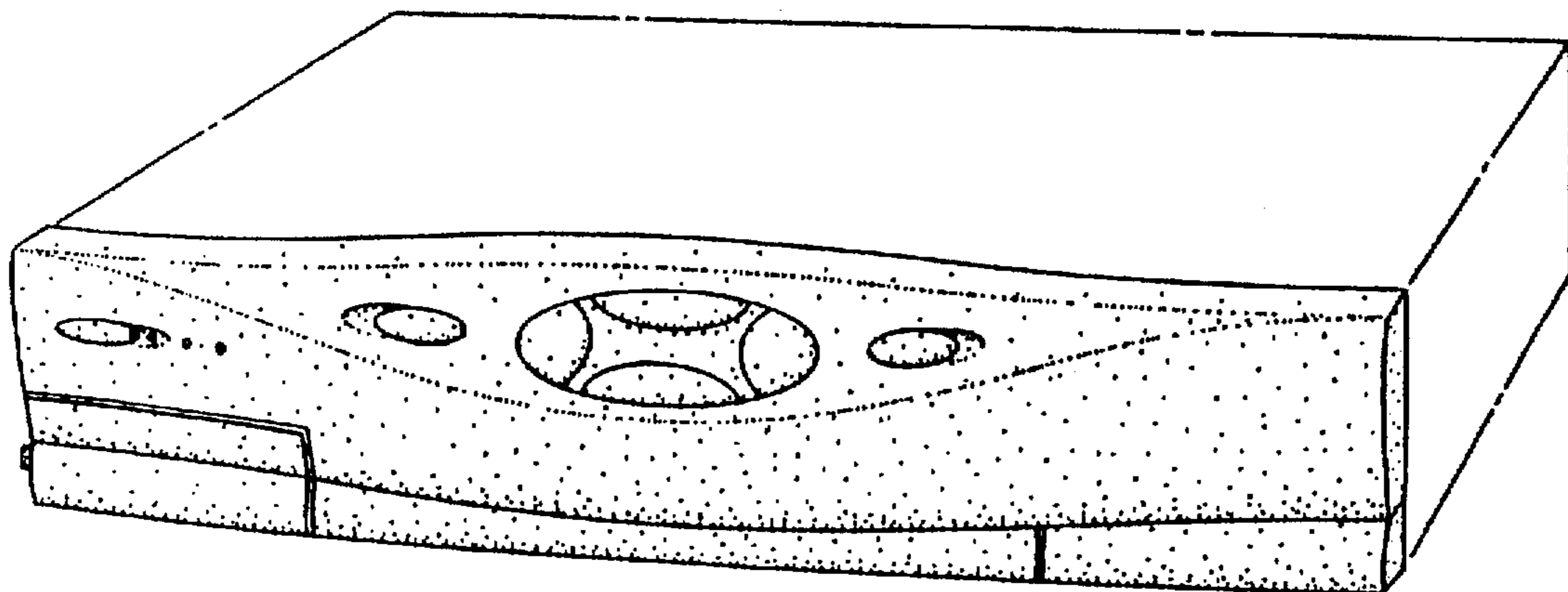


FIG 2

FIG 3

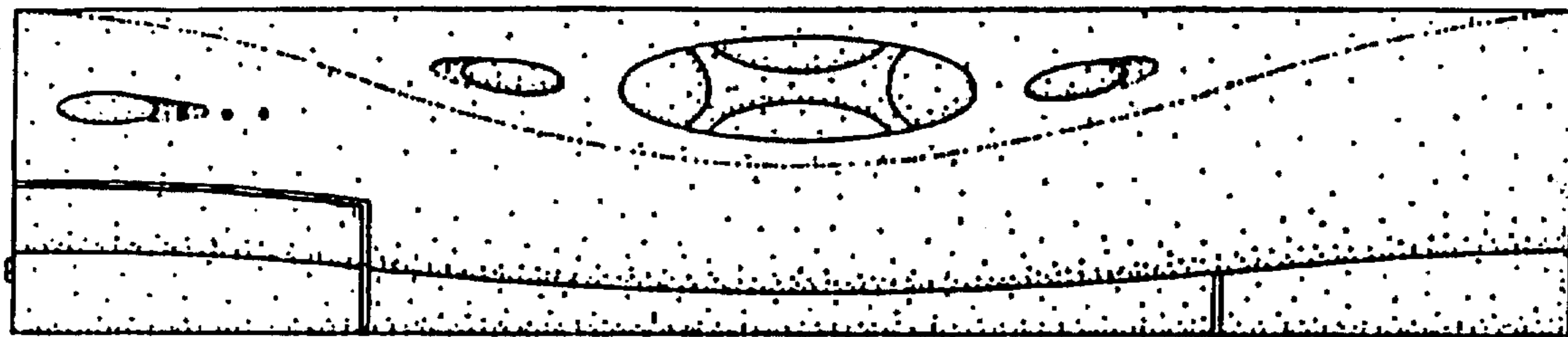


FIG 4





FIG 5