



US00D408036S

United States Patent [19]
Marshall

[11] **Patent Number: Des. 408,036**

[45] **Date of Patent: **Apr. 13, 1999**

[54] **DISPOSABLE SANITARY PHONE COVER**

FOREIGN PATENT DOCUMENTS

[76] **Inventor: Anthony Marshall, 590 Flatbush Ave.
#1D, Brooklyn, N.Y. 11225**

320934 6/1989 European Pat. Off. 379/451
2668014 4/1992 France 379/451
2697391 A1 4/1994 France 379/452

[**] **Term: 14 Years**

Primary Examiner—Jeffrey Asch

[21] **Appl. No.: 29/078,158**

[57] **CLAIM**

[22] **Filed: Oct. 22, 1997**

The ornamental design for a disposable sanitary phone cover, as shown.

[51] **LOC (6) Cl. 14-03**

[52] **U.S. Cl. D14/250**

[58] **Field of Search** D14/140, 142,
D14/240, 249, 250, 205, 206, 219, 222,
223; 379/451, 452, 446, 447, 433; 455/90

DESCRIPTION

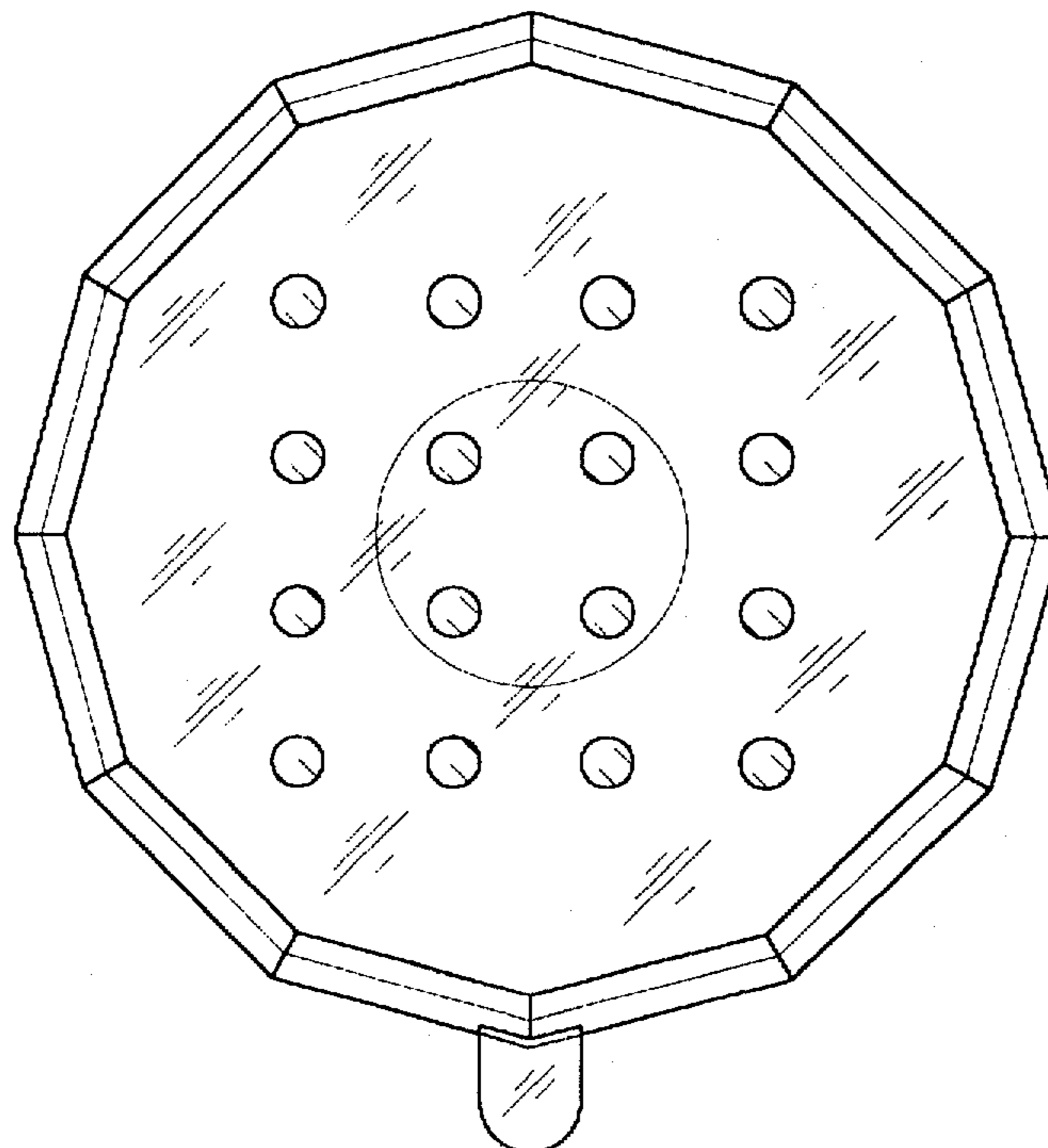
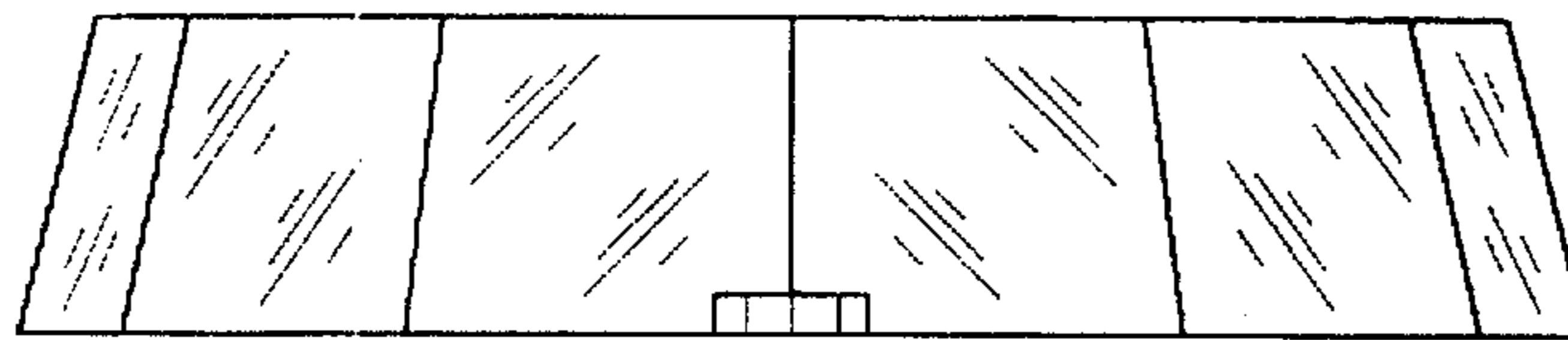
FIG. 1 is a top plan view of the disposable sanitary phone cover of the present invention;
FIG. 2 is a bottom plan view of the disposable sanitary phone cover of FIG. 1;
FIG. 3 is a right side elevational view of the disposable sanitary phone cover of FIG. 1;
FIG. 4 is a left side elevational view of the disposable sanitary phone cover of FIG. 1;
FIG. 5 is a front elevational view of the disposable sanitary phone cover of FIG. 1; and,
FIG. 6 is a back elevational view of the disposable sanitary phone cover of FIG. 1.

[56] **References Cited**

U.S. PATENT DOCUMENTS

| | | | | |
|------------|---------|-----------------|-------|-----------|
| D. 307,725 | 5/1990 | Pollard | | D14/249 |
| D. 307,753 | 5/1990 | Oliver | | D14/249 |
| D. 339,141 | 9/1993 | Ghasemi | | D14/250 |
| D. 358,396 | 5/1995 | Holbeck | | D14/250 |
| D. 380,477 | 7/1997 | Williams et al. | | D14/250 |
| 3,169,171 | 2/1965 | Wachs et al. | | 379/451 X |
| 4,570,038 | 2/1986 | Tinelli | | 379/452 |
| 4,852,163 | 7/1989 | Caceres | | 379/452 |
| 5,054,063 | 10/1991 | Lo et al. | | 379/452 |

1 Claim, 3 Drawing Sheets



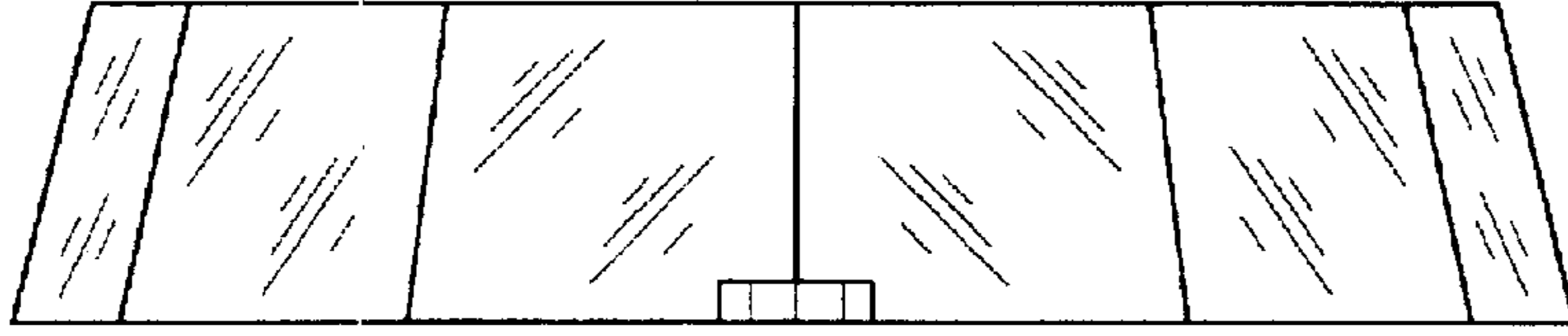


Fig. 1

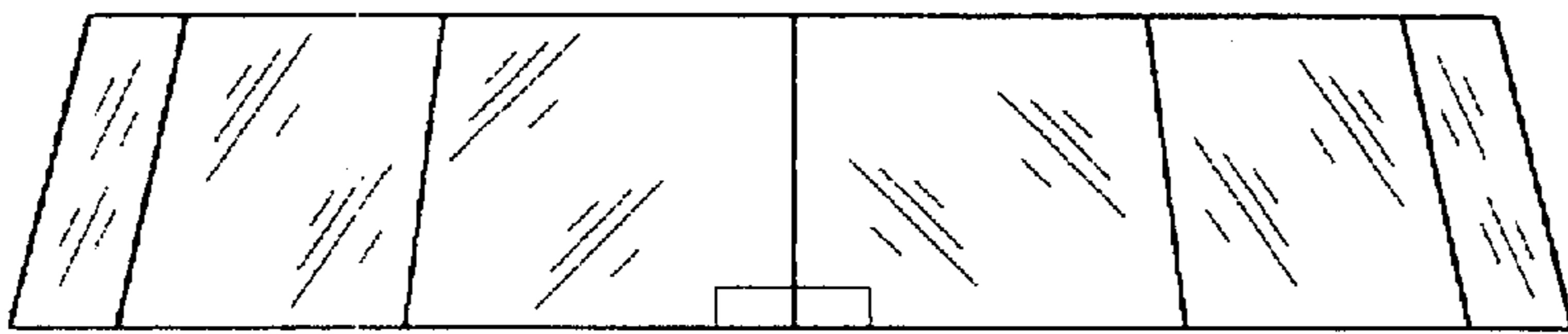


Fig. 2

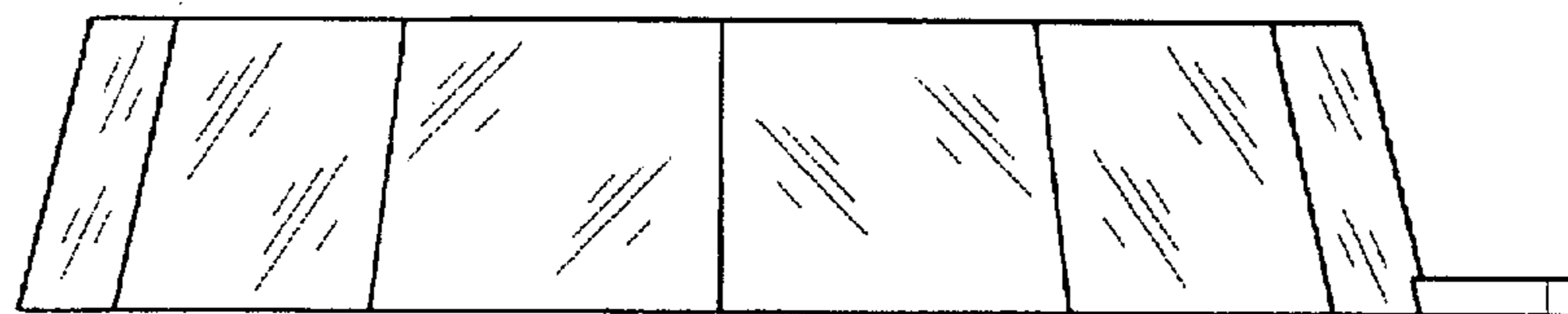


Fig. 3

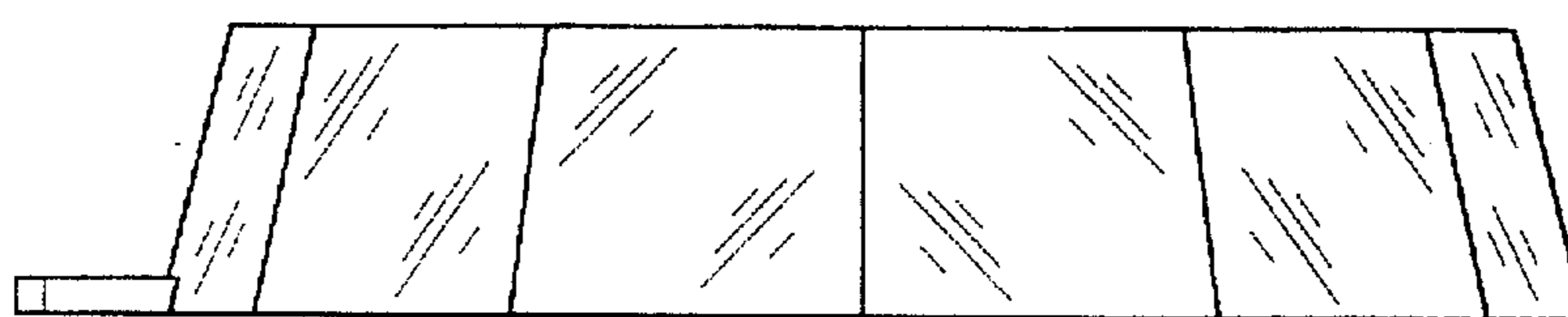


Fig. 4

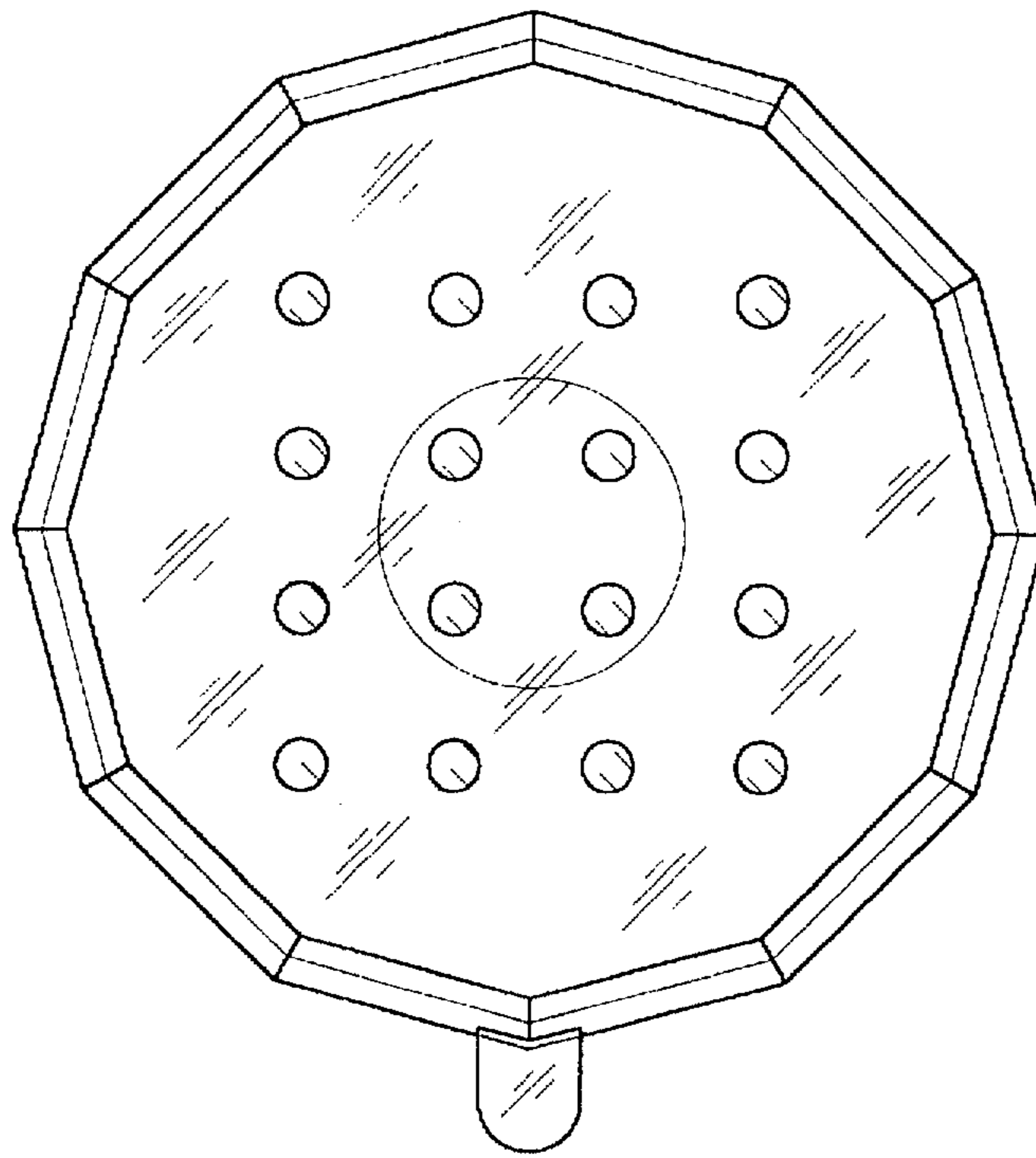


Fig. 5

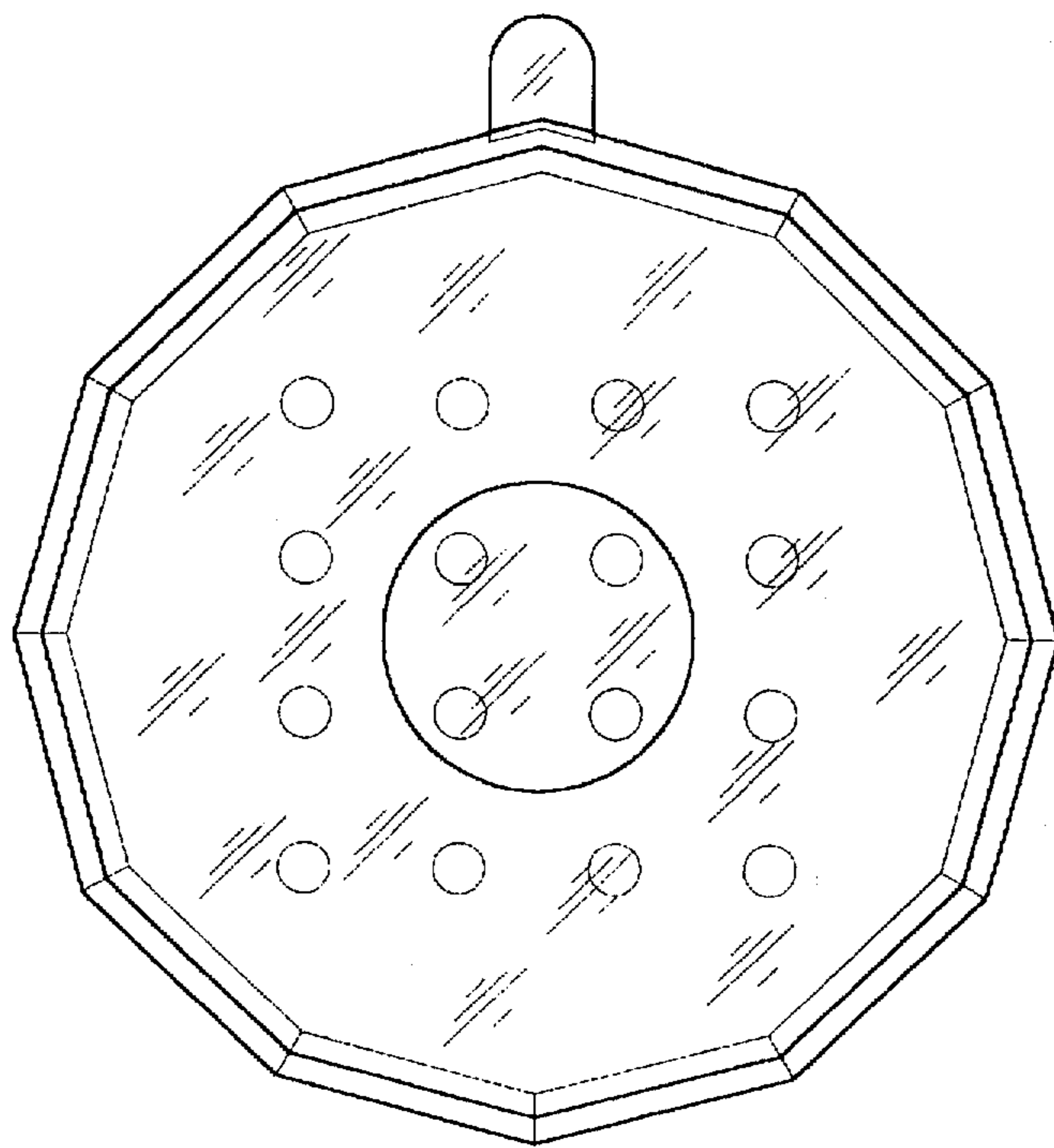


Fig. 6