



US00D408022S

**United States Patent** [19]  
**Renk**

[11] **Patent Number: Des. 408,022**

[45] **Date of Patent: \*\*Apr. 13, 1999**

[54] **COMPUTER**

D. 370,211 5/1996 Lee ..... D14/102  
D. 386,156 11/1997 MacMurtrie et al. .... D14/102

[75] **Inventor: Thomas Edward Renk, Indianapolis, Ind.**

*Primary Examiner*—Freda Nunn  
*Attorney, Agent, or Firm*—Woodard, Emhardt, Naughton Moriarty & McNett

[73] **Assignee: Thomson Consumer Electronics, Inc., Indianapolis, Ind.**

[\*\*] **Term: 14 Years**

[57] **CLAIM**

[21] **Appl. No.: 29/085,721**

The ornamental design for a computer, as shown and described.

[22] **Filed: Mar. 30, 1998**

**DESCRIPTION**

[51] **LOC (6) Cl. .... 14-02**

FIG. 1 is a front elevational view of a computer showing my new design;

[52] **U.S. Cl. .... D14/100**

FIG. 2 is a rear elevational view thereof;

[58] **Field of Search .... D14/100, 102,**

FIG. 3 is a right side elevational view thereof;

D14/106-109; D13/162, 184, 199; D6/432, 436, 445, 448; 312/208.1; 360/99.12; 361/690-696; 364/708.1

FIG. 4 is a left side elevational view thereof;

FIG. 5 is a top plan view thereof; and,


FIG. 6 is a front, right, and top perspective view thereof.

[56] **References Cited**

**U.S. PATENT DOCUMENTS**

D. 324,375 3/1992 Kato et al. .... D14/100

**1 Claim, 6 Drawing Sheets**



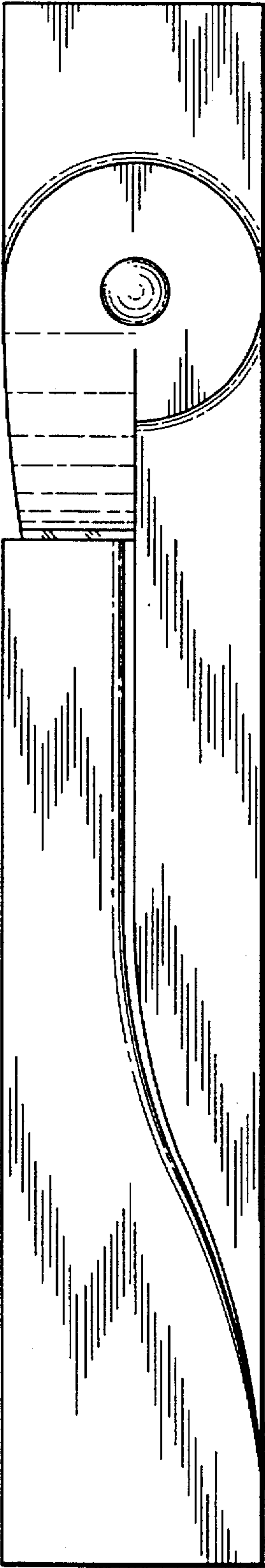


Fig. 1

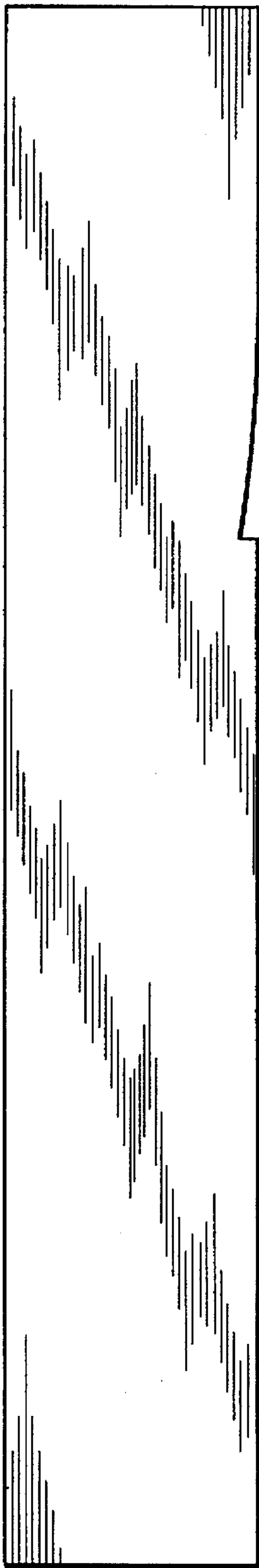


Fig. 2




Fig. 3

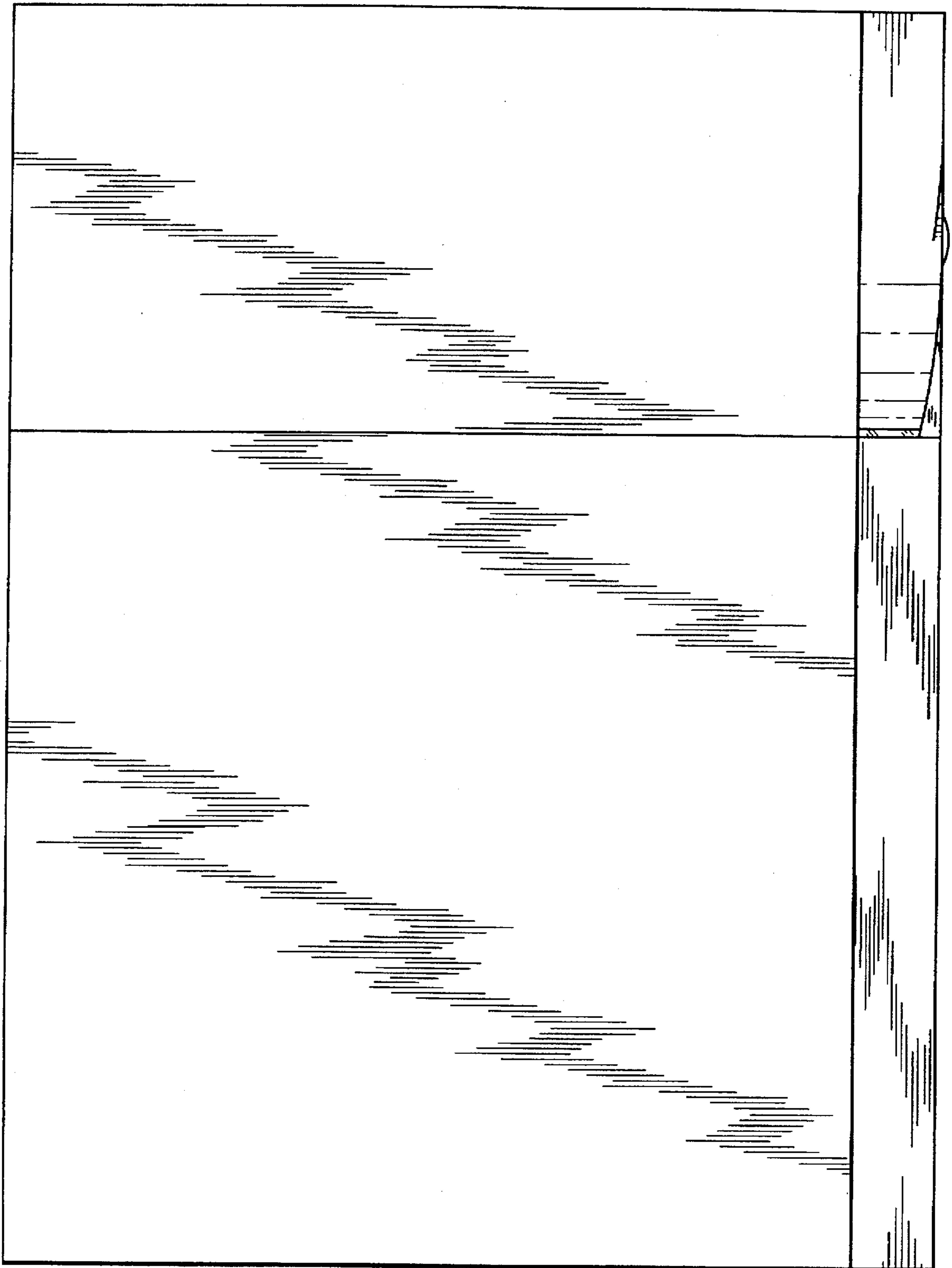


Fig. 4




Fig. 5




Fig. 6