



US00D408021S

# United States Patent [19]

[11] Patent Number: **Des. 408,021**

Haitani et al.

[45] Date of Patent: **\*\*Apr. 13, 1999**

[54] **HANDHELD COMPUTER**

D. 354,478	1/1995	Miyahara	.....	D14/100
D. 366,463	1/1996	Ive et al.	.....	D14/100
D. 372,932	8/1996	Tamura et al.	.....	D18/2

[75] Inventors: **Robert Y. Haitani; Kulbir S. Sandhu,**  
both of San Jose; **Dallas R. Grove,**  
Menlo Park; **Ricardo A. Penate,**  
Pacifica, all of Calif.

*Primary Examiner*—Freda Nunn  
*Attorney, Agent, or Firm*—Wilson Sonsini Goodrich &  
Rosati

[73] Assignee: **3Com Corporation,** Santa Clara, Calif.

[57] **CLAIM**

[\*\*] Term: **14 Years**

The ornamental design for a handheld computer, as shown  
and described.

[21] Appl. No.: **29/084,793**

### DESCRIPTION

[22] Filed: **Mar. 9, 1998**

[51] LOC (6) Cl. .... **14-02**

FIG. 1 is a front perspective view of a handheld computer  
with the cover open, showing our design;

[52] U.S. Cl. .... **D14/100**

FIG. 2 is a front view thereof;

[58] Field of Search ..... D14/100, 106,  
D14/115; D18/1, 7, 2; 235/145 A, 145 R;  
345/156, 168, 169, 172, 173, 87; 341/22,  
23; 364/708.1; 361/683; 178/18.03, 18.08

FIG. 3 is a back view thereof;

FIG. 4 is a left side view thereof;

FIG. 5 is a right side view thereof;

FIG. 6 is a bottom side view thereof; and,

FIG. 7 is a top side view thereof.

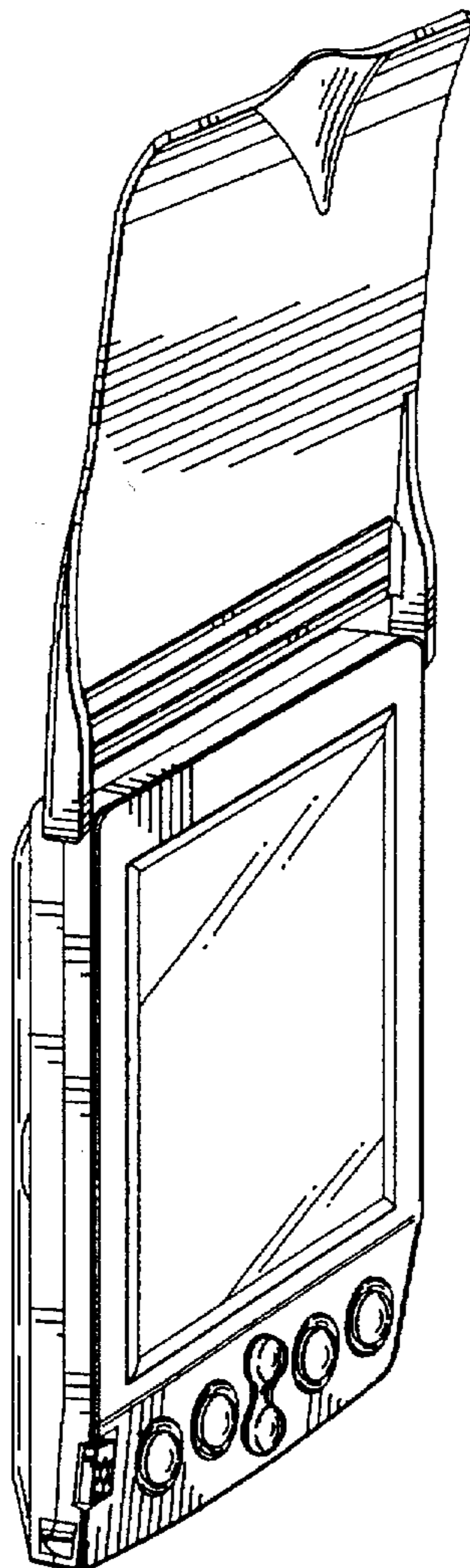
The broken lines are shown in the views for illustrative  
purposes only and form no part of the claimed design.

[56] **References Cited**

#### U.S. PATENT DOCUMENTS

D. 321,865 11/1991 Derocher ..... D14/100

**1 Claim, 6 Drawing Sheets**






FIG. — 1

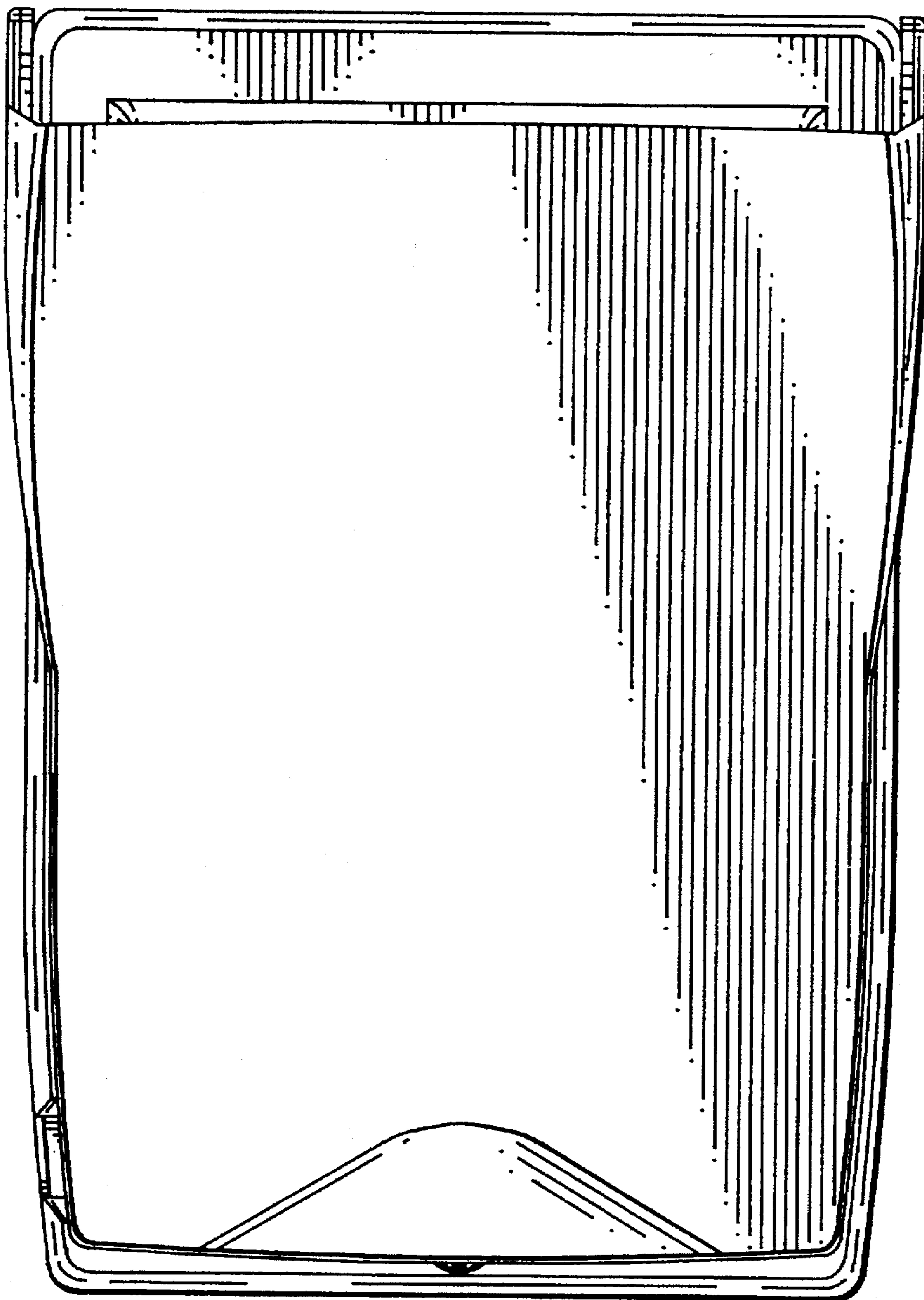


FIG. -2

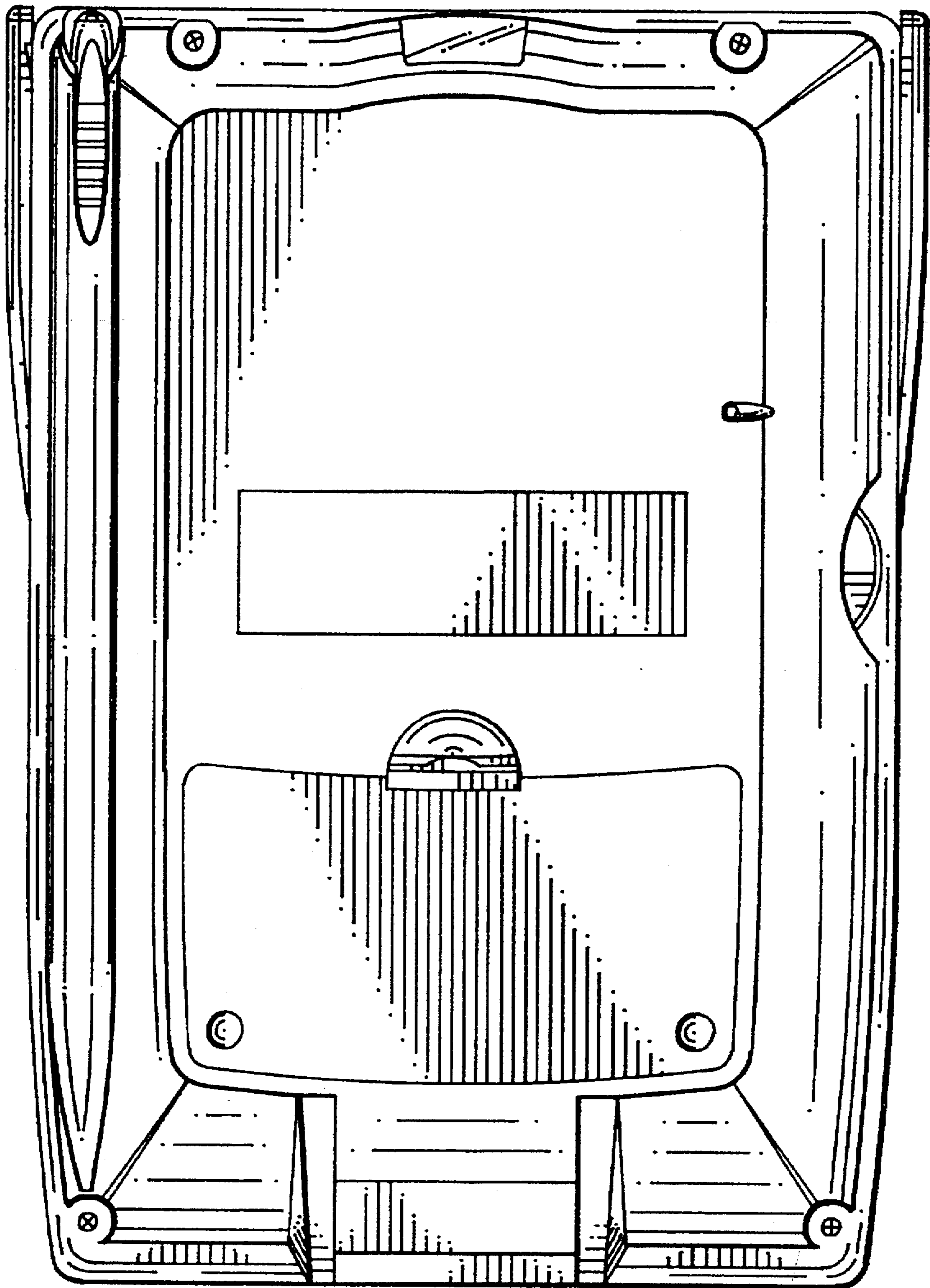


FIG. - 3

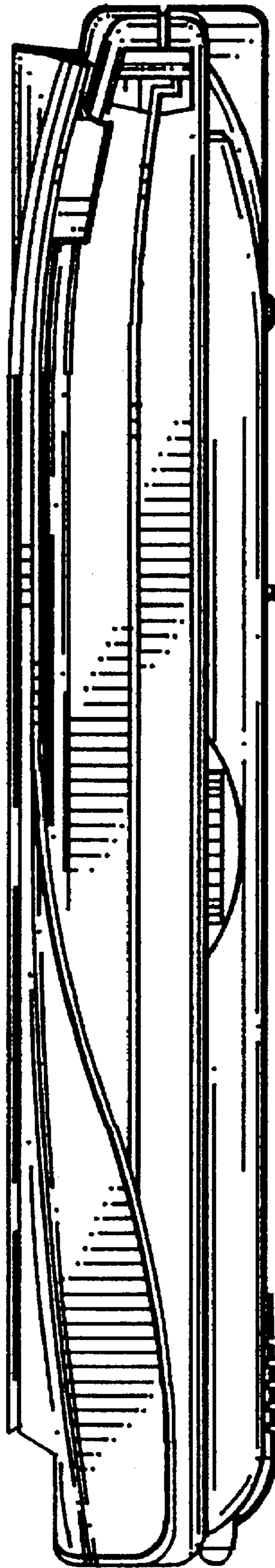


FIG. - 4

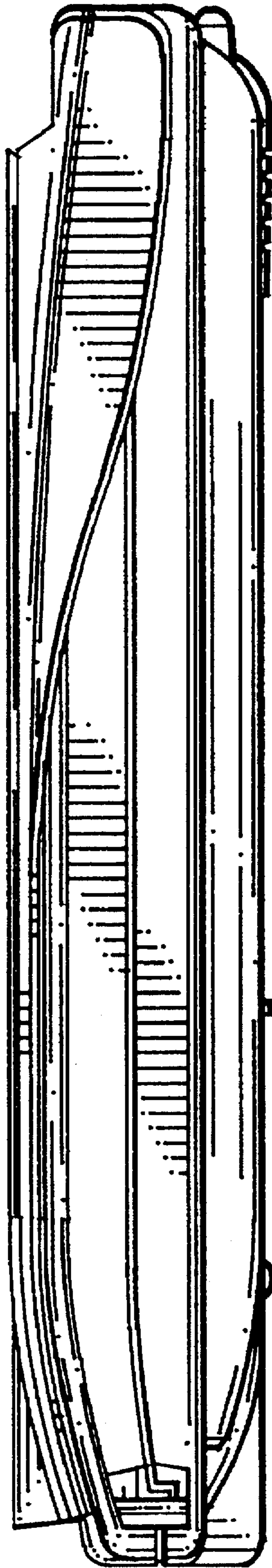
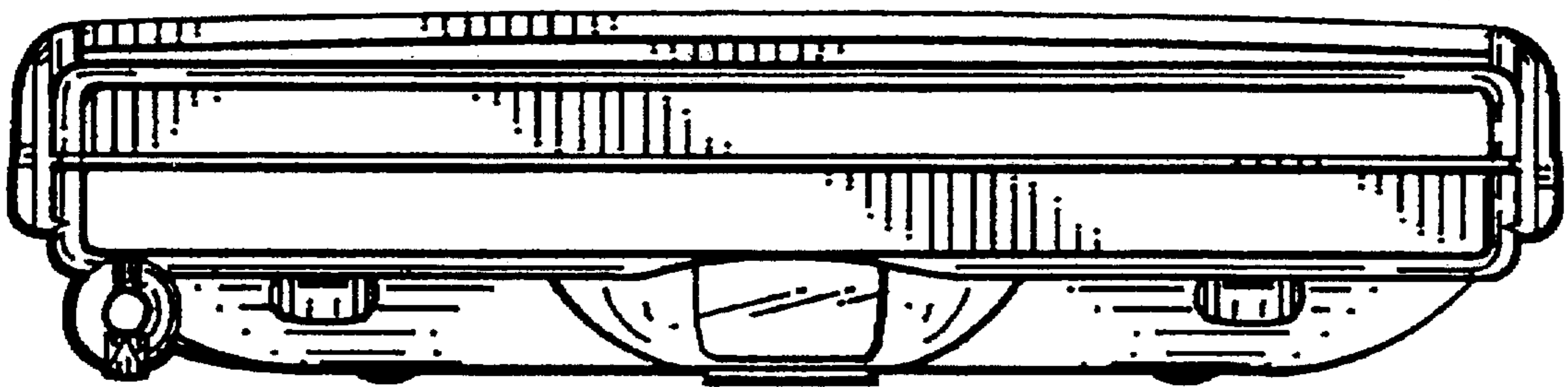


FIG. — 5



*FIG. - 6*



*FIG. - 7*