



US00D408010S

United States Patent [19]

Sato et al.

[11] Patent Number: **Des. 408,010**

[45] Date of Patent: ****Apr. 13, 1999**

[54] **STARTING ELECTRIC MOTOR FOR AUTOMOBILE**

[75] Inventors: **Yoshikazu Sato**, Fukaya; **Masaaki Ohya**, Isesaki; **Koji Nara**, Maebashi; **Michio Okada**, Sawa-gun; **Shinichi Nagashima**, Ashikaga; **Eiichi Kimura**, Kiryu, all of Japan

[73] Assignee: **Mitsuba Corporation**, Kiryu, Japan

[**] Term: **14 Years**

[21] Appl. No.: **29/075,620**

[22] Filed: **Sep. 3, 1997**

[30] **Foreign Application Priority Data**

Mar. 25, 1997 [JP] Japan 9-8434

[51] LOC (6) Cl. **13-02**

[52] U.S. Cl. **D13/113; D15/5**

[58] Field of Search **D15/1-5; D13/112, D13/113; 290/48; 310/89; 74/78**

[56] **References Cited**

U.S. PATENT DOCUMENTS

D. 281,239 11/1985 Stevens D15/5

D. 325,560 4/1992 Baines D13/112
D. 347,619 6/1994 Van Horn et al. D13/113
5,134,330 7/1992 Haas et al. 310/89
5,298,824 3/1994 Franz 310/89

FOREIGN PATENT DOCUMENTS

8-16210 6/1996 Japan .

Primary Examiner—Ralf Seifert
Attorney, Agent, or Firm—Oliff & Berridge, PLC

[57] **CLAIM**

The ornamental design for starting electric motor for automobile.

DESCRIPTION

FIG. 1 is a front view of a starting electric motor for automobile showing our new design;
FIG. 2 is a rear view thereof;
FIG. 3 is a top view thereof;
FIG. 4 is a bottom view thereof;
FIG. 5 is a left-side view thereof;
FIG. 6 is a right-side view thereof; and,
FIG. 7 is a perspective view thereof.

1 Claim, 4 Drawing Sheets




FIG. 1




FIG. 2




FIG. 3




FIG. 4




FIG. 5




FIG. 6




FIG. 7

