

US00D408006S

United States Patent [19] Webb

[11] Patent Number: **Des. 408,006**

[45] Date of Patent: ****Apr. 13, 1999**

[54] VEHICLE FENDER PROTECTIVE COVER

[76] Inventor: **Timothy I. Webb**, 1304 E. 19th Ave.,
Kennewick, Wash. 99337

[**] Term: **14 Years**

[*] Notice: This patent is subject to a terminal disclaimer.

[21] Appl. No.: **07/801,081**

[22] Filed: **Dec. 2, 1991**

[51] LOC (6) Cl. **12-16**

[52] U.S. Cl. **D12/401**

[58] Field of Search D12/155, 190,
D12/401; 296/39.2; 280/770, 850; 150/166

[56] References Cited

U.S. PATENT DOCUMENTS

2,979,190	4/1961	Daigle	280/850
3,298,712	1/1967	Greenstadt	150/166
4,849,272	7/1989	Haney et al.	280/770
4,884,824	12/1989	Radke	280/770
4,997,227	3/1991	Falzone et al.	296/39.2

OTHER PUBLICATIONS

J.C. Whitney Catalog No. 515J, P157, J.C. Whitney & Co.
Protective Fender Cover & Monogrammed Fender Cover,
center right side of page.

Primary Examiner—Doris V. Coles

Assistant Examiner—Stacia Sinuik

[57] CLAIM

The ornamental design for a vehicle fender protective cover,
as shown and described.

DESCRIPTION

FIG. 1 is a front elevational view of the vehicle fender
protective cover showing my new design;

FIG. 2 is a rear elevational view thereof;

FIG. 3 is a greatly enlarged left side elevational view
thereof;

FIG. 4 is a greatly enlarged right side elevational view
thereof;

FIG. 5 is a top plan view thereof; and,

FIG. 6 is a bottom plan view thereof.

1 Claim, 3 Drawing Sheets




Fig. 1




Fig. 2

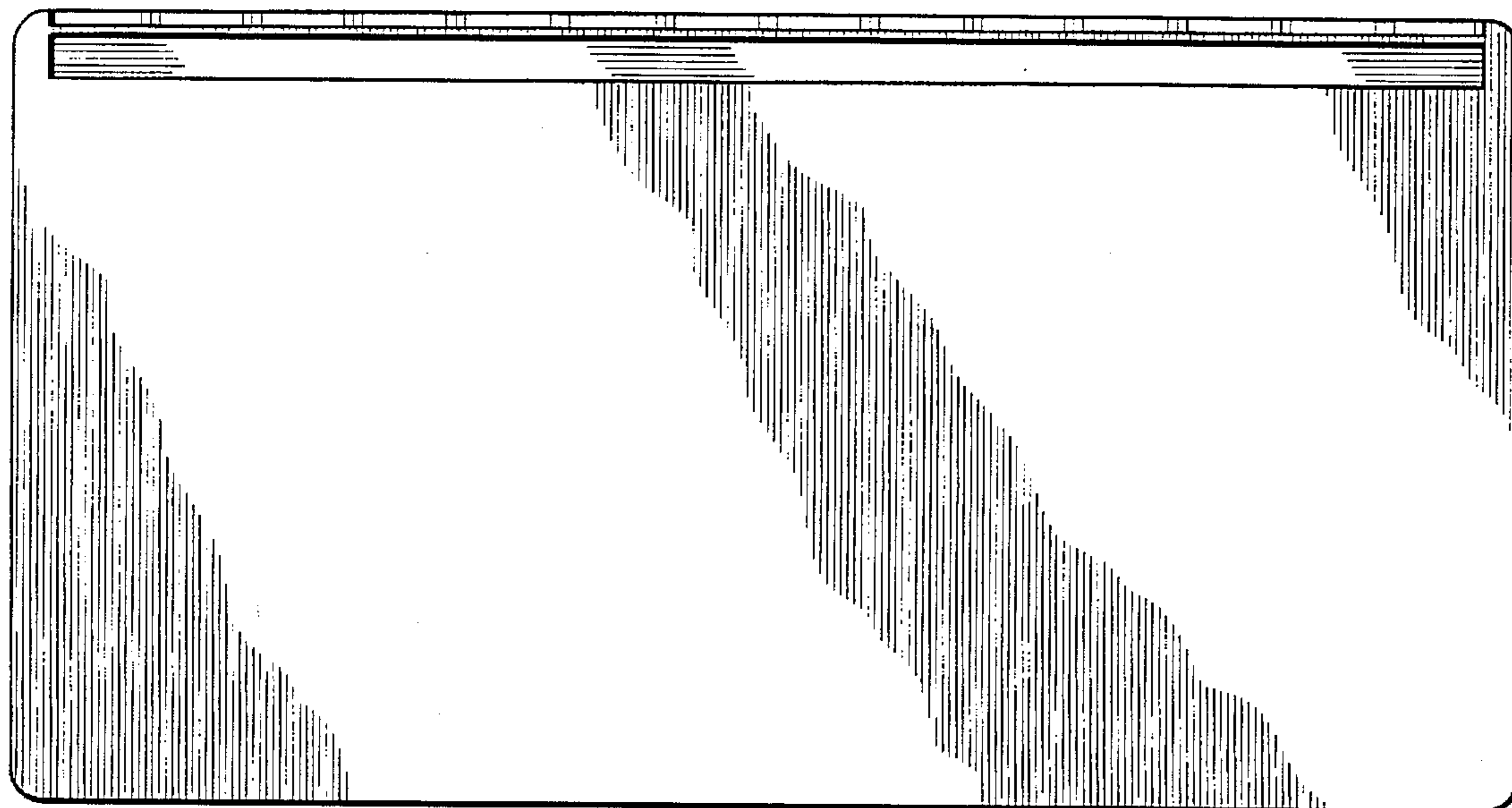


Fig. 3

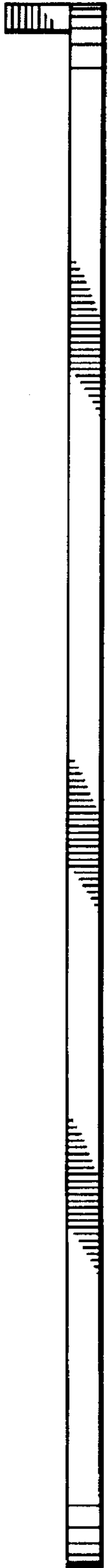


Fig. 4

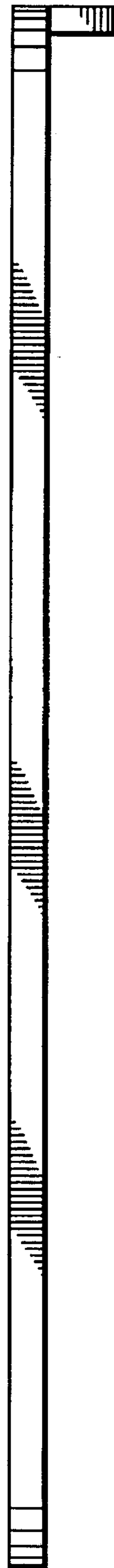


Fig. 5



Fig. 6

