



US00D407996S

United States Patent [19]
Shoemaker, II

[11] **Patent Number: Des. 407,996**

[45] **Date of Patent: **Apr. 13, 1999**

[54] **MISTLETOE BELT BUCKLE**

[76] **Inventor: Charles Shoemaker, II, 2404 W. 2nd St., Apt. A, Monahans, Tex. 79756**

[**] **Term: 14 Years**

[21] **Appl. No.: 29/089,721**

[22] **Filed: Jun. 22, 1998**

[51] **LOC (6) Cl. 02-07**

[52] **U.S. Cl. D11/232**

[58] **Field of Search D11/1-2, 215-219, D11/229-241; 24/163 K; D2/627, 631; 2/174; 16/127**

[56] **References Cited**

U.S. PATENT DOCUMENTS

D. 35,355	12/1901	Lane	D11/232
D. 36,925	5/1904	Dover	D11/240
D. 68,416	10/1925	Walsh	D11/219
D. 79,939	11/1929	Wightman	D11/232

D. 102,040	11/1936	Schaffer	D11/232
D. 159,450	7/1950	Rogers	D11/240
D. 312,226	11/1990	Georgiou	D11/241
3,908,239	9/1975	Gorman	24/163 K
4,488,316	12/1984	Mosca	2/209.13
4,715,839	12/1987	Ford et al.	

Primary Examiner—Ralf Seifert
Attorney, Agent, or Firm—Stephen R. Greiner

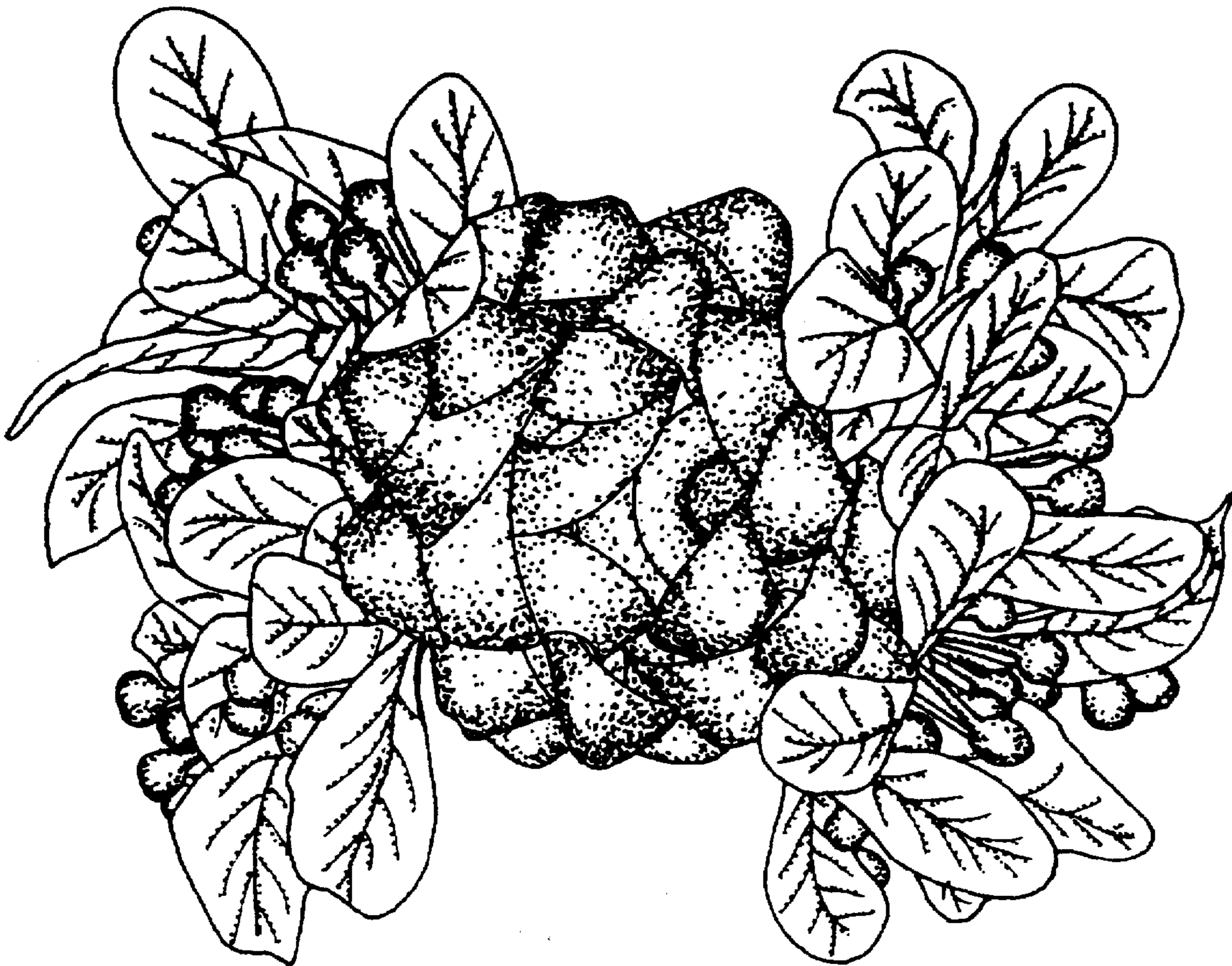
[57] **CLAIM**

The ornamental design for a mistletoe belt buckle, as shown and described.

DESCRIPTION

FIG. 1 is a front elevational view of a mistletoe belt buckle showing my new design;
FIG. 2 is a rear elevational view thereof;
FIG. 3 is a top view thereof;
FIG. 4 is a bottom view thereof;
FIG. 5 is a right side elevational view thereof; and,
FIG. 6 is a left side elevational view thereof.

1 Claim, 2 Drawing Sheets






FIG. 1




FIG. 2



FIG. 5




FIG. 6



FIG. 3

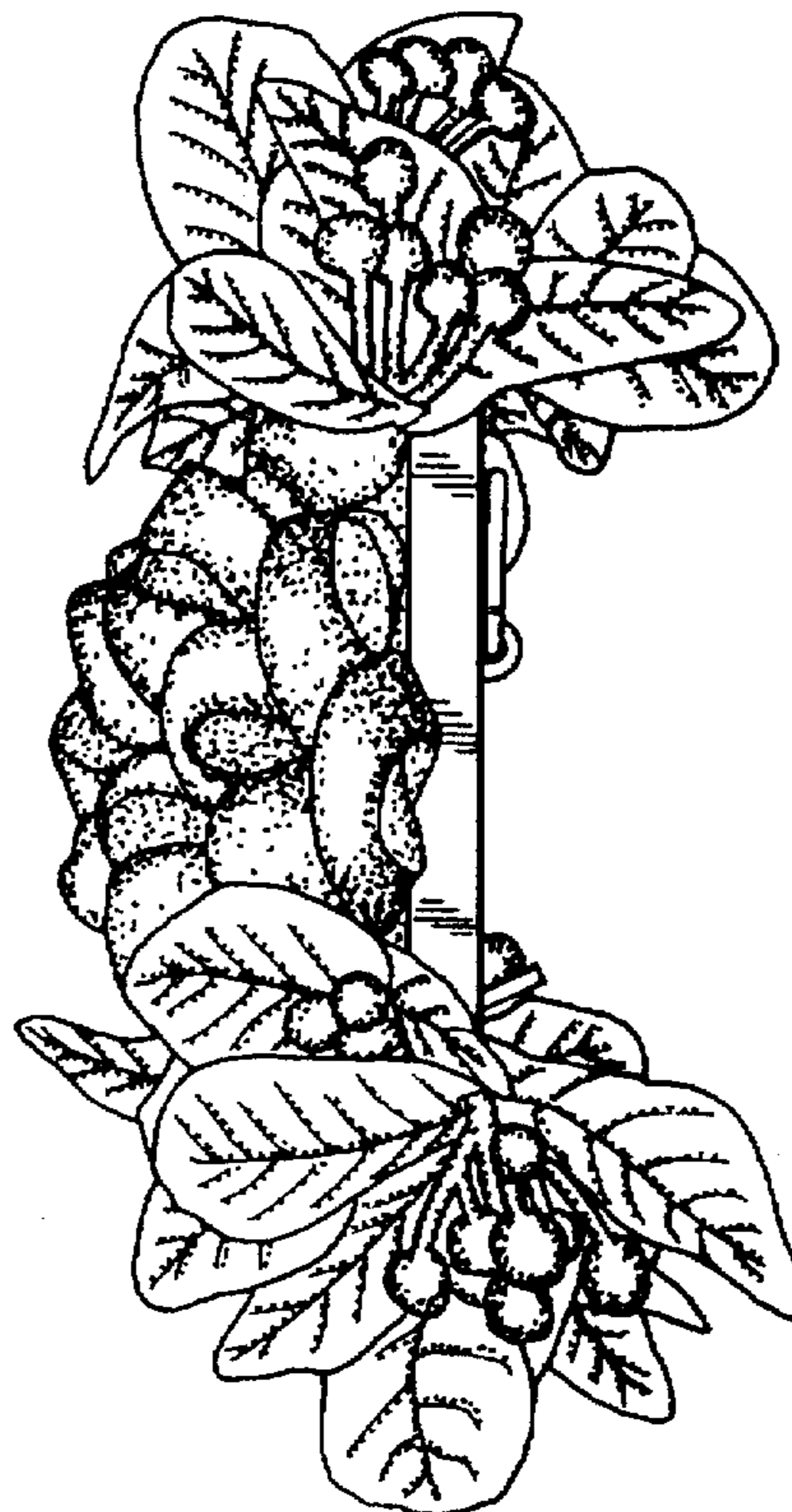


FIG. 4