



US00D407991S

# United States Patent [19] Jacks

[11] Patent Number: **Des. 407,991**  
[45] Date of Patent: **\*\*Apr. 13, 1999**

[54] **ARTICLE OF JEWELRY**

[76] Inventor: **Samuel Jacks**, 9340 Oak Grove Cir.,  
Davie, Fla. 33328

[\*\*] Term: **14 Years**

[21] Appl. No.: **29/091,455**

[22] Filed: **Jul. 30, 1998**

[51] **LOC (6) Cl.** ..... **11-01**

[52] **U.S. Cl.** ..... **D11/56; D11/103**

[58] **Field of Search** ..... **D11/1, 2, 7, 8,**  
**D11/26-78, 79-85, 87, 95-115; 63/2-3,**  
**29.2, 26**

[56] **References Cited**

**U.S. PATENT DOCUMENTS**

D. 254,902	5/1980	Jaramillo et al.	.....	D11/56
D. 291,425	8/1987	Webb	.....	D11/56
D. 333,447	2/1993	Butler	.....	D11/56
D. 334,354	3/1993	McNally, Jr.	.....	D11/103

*Primary Examiner*—Ralf Seifert

[57] **CLAIM**

The ornamental design for an article of jewelry, as shown and described.

**DESCRIPTION**

FIG. 1 is a front elevational view of an article of jewelry showing my new design;

FIG. 2 is a top plan view;

FIG. 3 is a front elevational view of FIG. 1 shown in a position of use in a pendant configuration;

FIG. 4 is a front elevational view of FIG. 1 shown in a position of use in a broach configuration;

FIG. 5 is a front elevational view of FIG. 1 shown in a position of use in a finger ring configuration;

FIG. 6 is a front elevational view of an article of jewelry showing a second embodiment of my new design;

FIG. 7 is a top plan view of FIG. 6;

FIG. 8 is a front elevational view of FIG. 6 shown in a position of use in a pendant configuration;

FIG. 9 is a front elevational view of FIG. 6 shown in a position of use in a broach configuration; and,

FIG. 10 is a front elevational view of FIG. 6 shown in a position of use in a finger ring configuration.

The broken line showing of a pendant chain in FIGS. 3 and 8, a lapel in FIGS. 4 and 9, and a finger ring in FIGS. 5 and 10, is for illustrative purposes only and forms no part of the claimed design.

**1 Claim, 2 Drawing Sheets**






FIG. 2

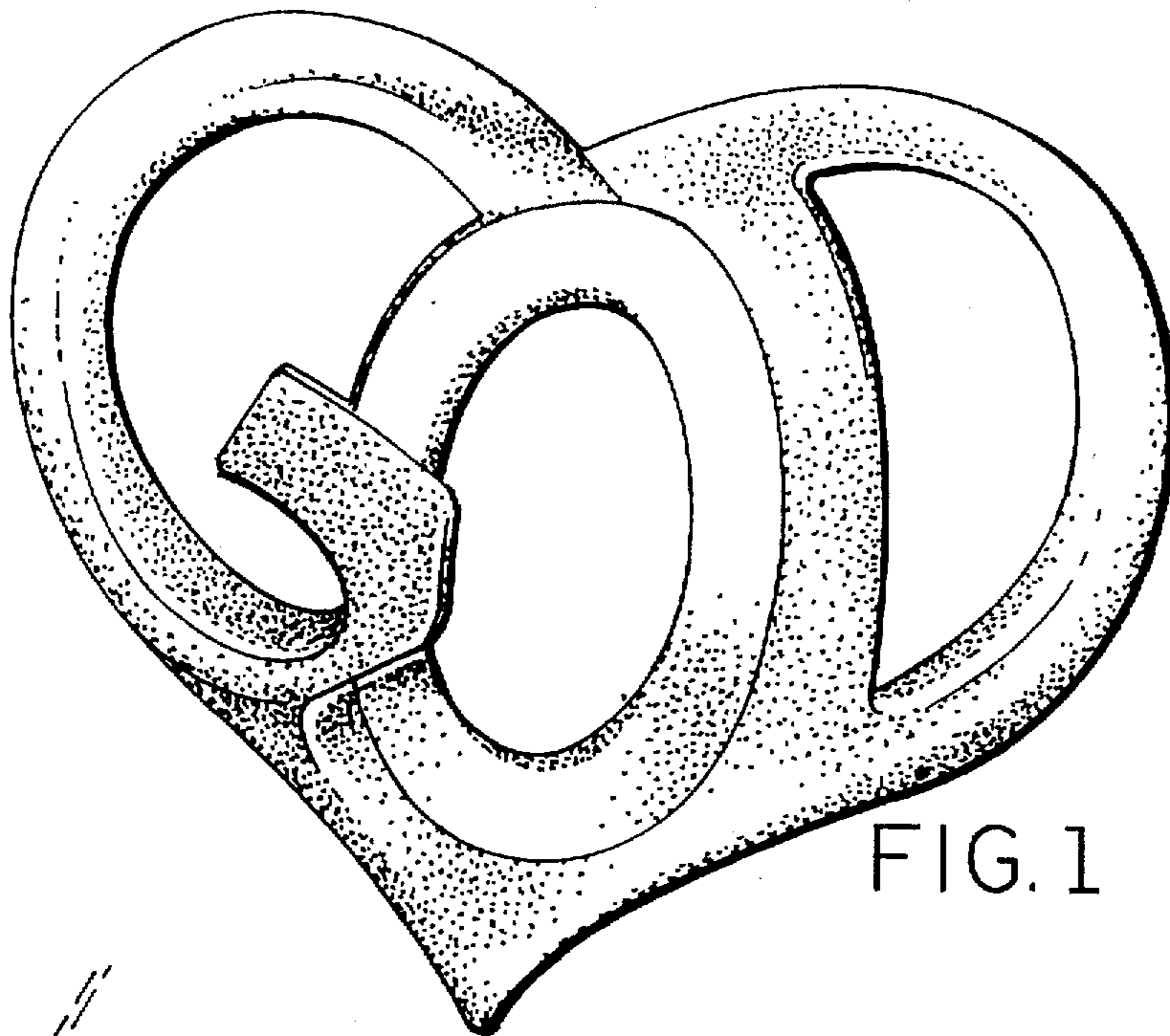


FIG. 1




FIG. 3




FIG. 4

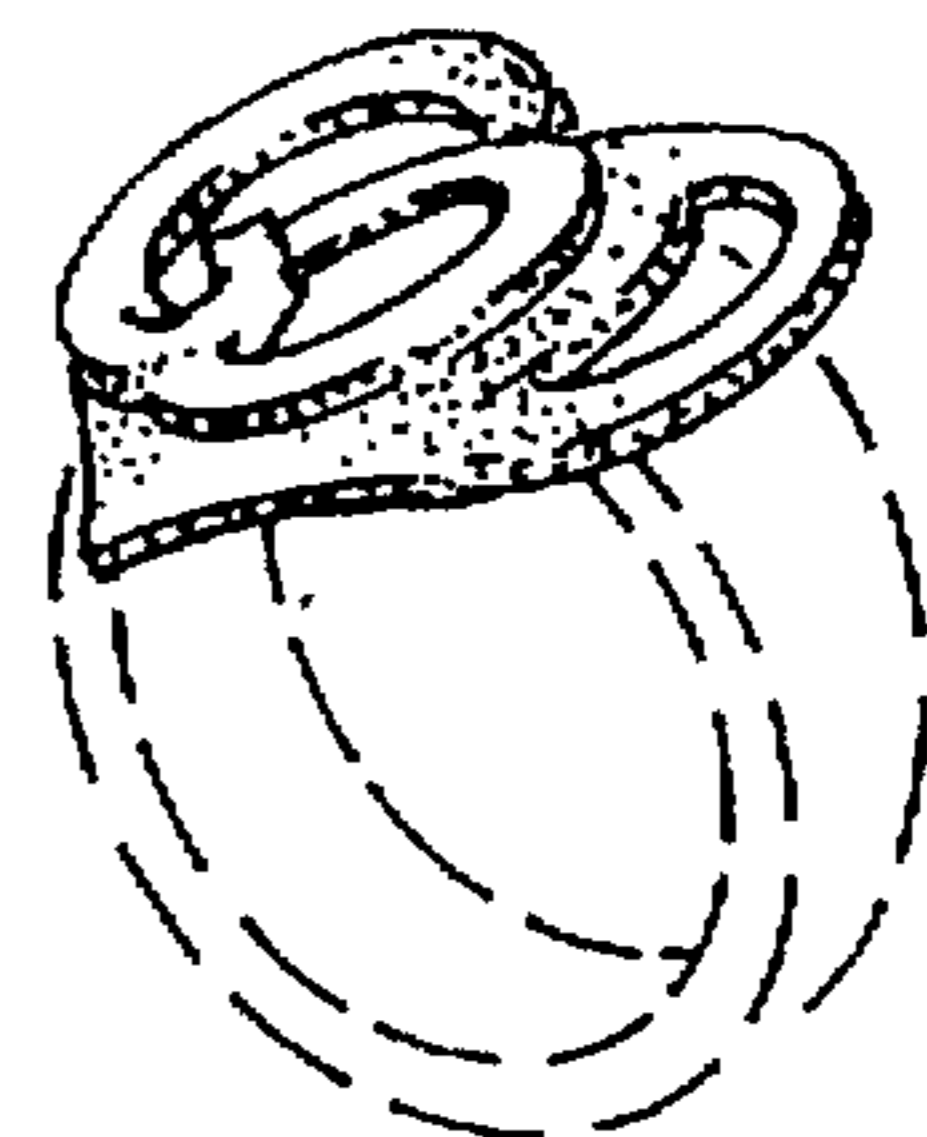


FIG. 5



FIG. 7

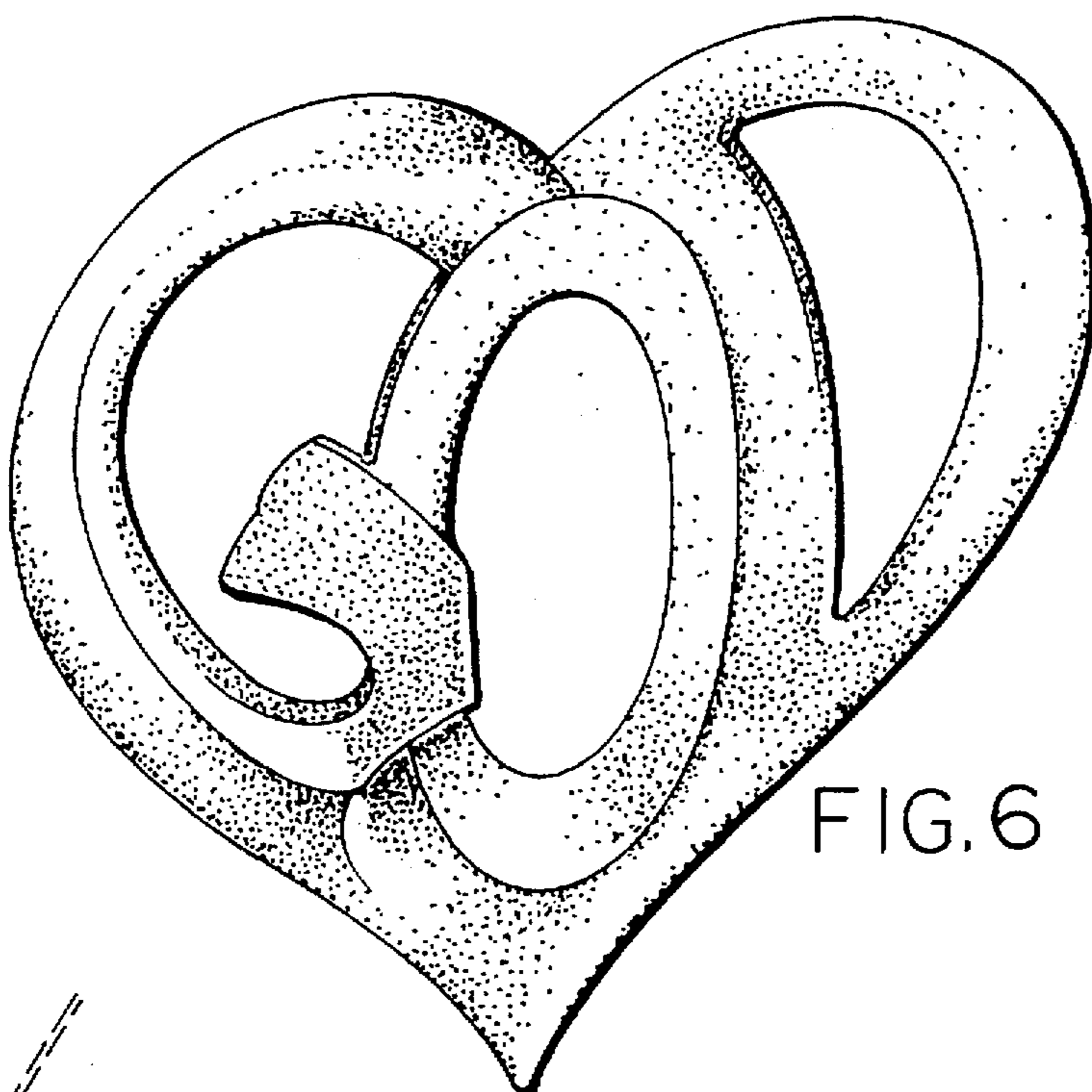


FIG. 6




FIG. 8

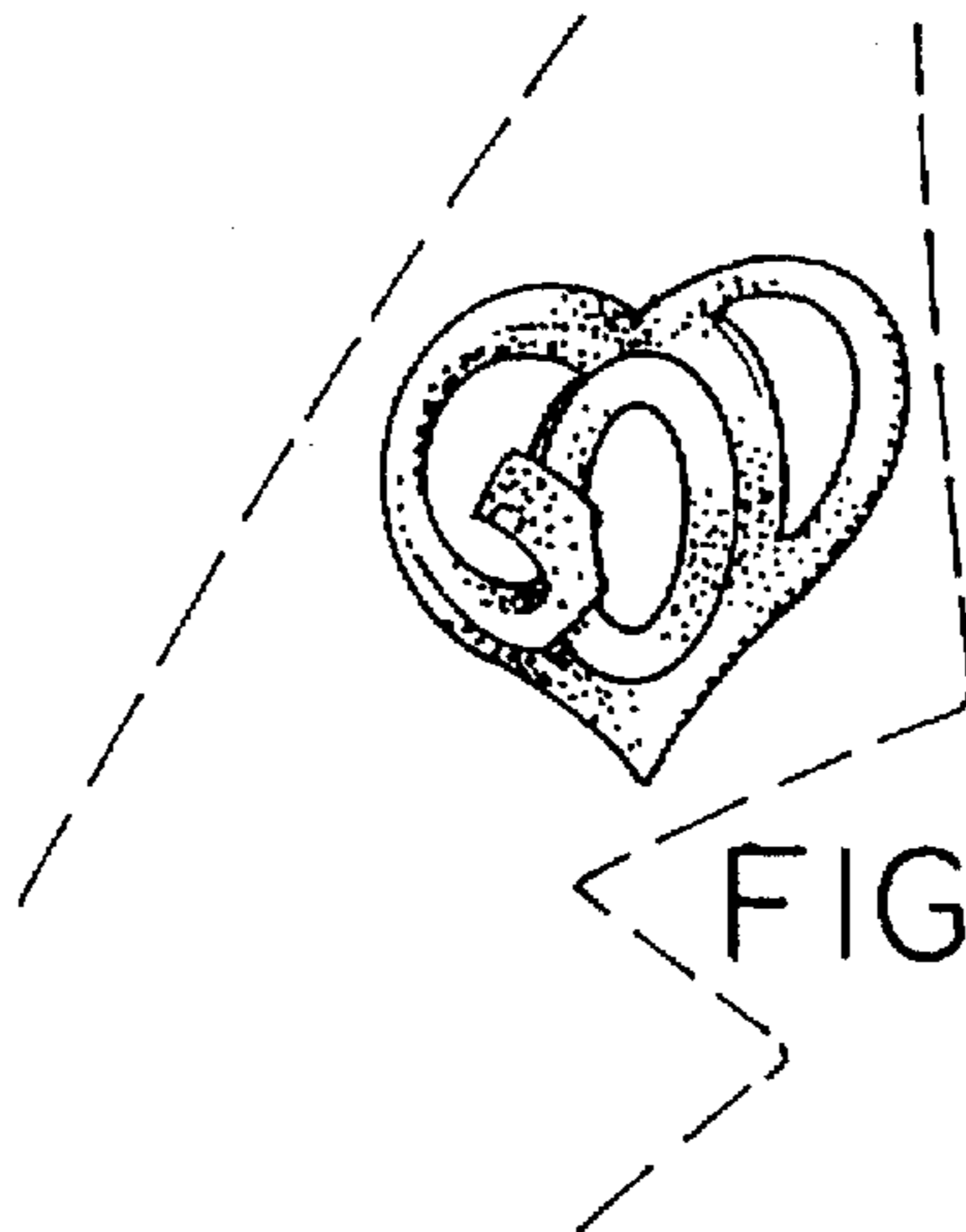


FIG. 9

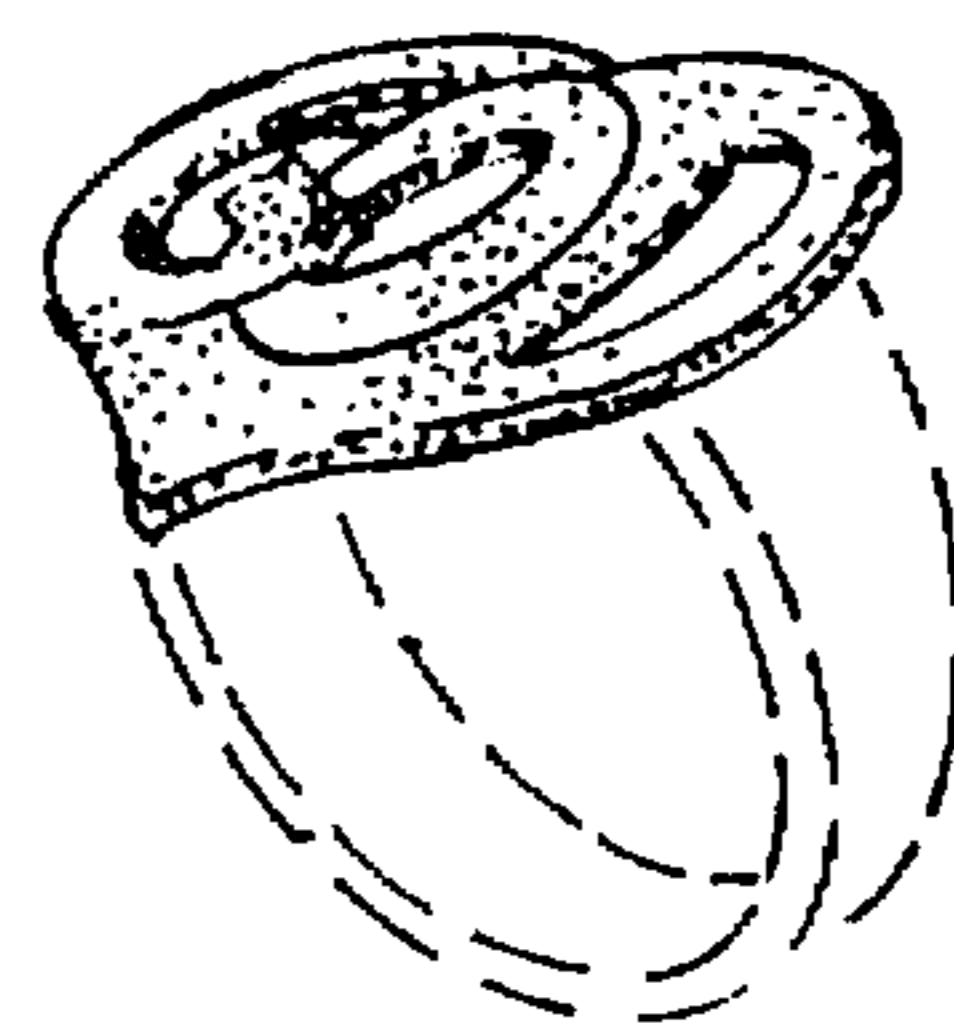


FIG. 10