



US00D407989S

United States Patent [19]
DeCloux

[11] **Patent Number: Des. 407,989**

[45] **Date of Patent: **Apr. 13, 1999**

[54] **BEADED JUMP ROPE**

[76] **Inventor: John Steven DeCloux, 802 Bryant St., Southwest, Wyoming, Mich. 49509**

[**] **Term: 14 Years**

[21] **Appl. No.: 29/022,414**

[22] **Filed: May 4, 1994**

Related U.S. Application Data

[63] Continuation of application No. 07/655,930, Feb. 15, 1991, abandoned.

[51] **LOC (6) Cl. 21-02**

[52] **U.S. Cl. D21/198; D21/198**

[58] **Field of Search D11/1-25, 93, D11/94; 59/78, 78.1, 79.3-85; 63/1.1-6; 224/171, 175, 178; D21/198**

[56] **References Cited**

U.S. PATENT DOCUMENTS

32,439 4/1900 Gay D11/12
67,101 7/1867 Browne D21/198
D. 154,043 6/1949 Katz D11/9

D. 154,045 6/1949 Katz D11/9
D. 154,980 8/1949 Bender D11/22
1,448,465 3/1923 Sherman D11/11
2,538,090 1/1951 Ferrasamo 63/4

OTHER PUBLICATIONS

“Johnny Rope” Distributed in a “Marketing Brochure” by Advanced Patent Services @ during Apr. 1991.

Primary Examiner—Ralf Seifert

[57] **CLAIM**

The ornamental design for a beaded jump rope, as shown and described.

DESCRIPTION

FIG. 1 is a front elevational view of the beaded jump rope showing my new design;
FIG. 2 is a rear elevational view thereof;
FIG. 3 is a left side elevational view thereof;
FIG. 4 is a right side elevational view thereof;
FIG. 5 is a top plan view thereof;
FIG. 6 is a bottom plan view thereof; and,
FIG. 7 is an enlarged partial perspective view.

1 Claim, 4 Drawing Sheets




FIG. 1

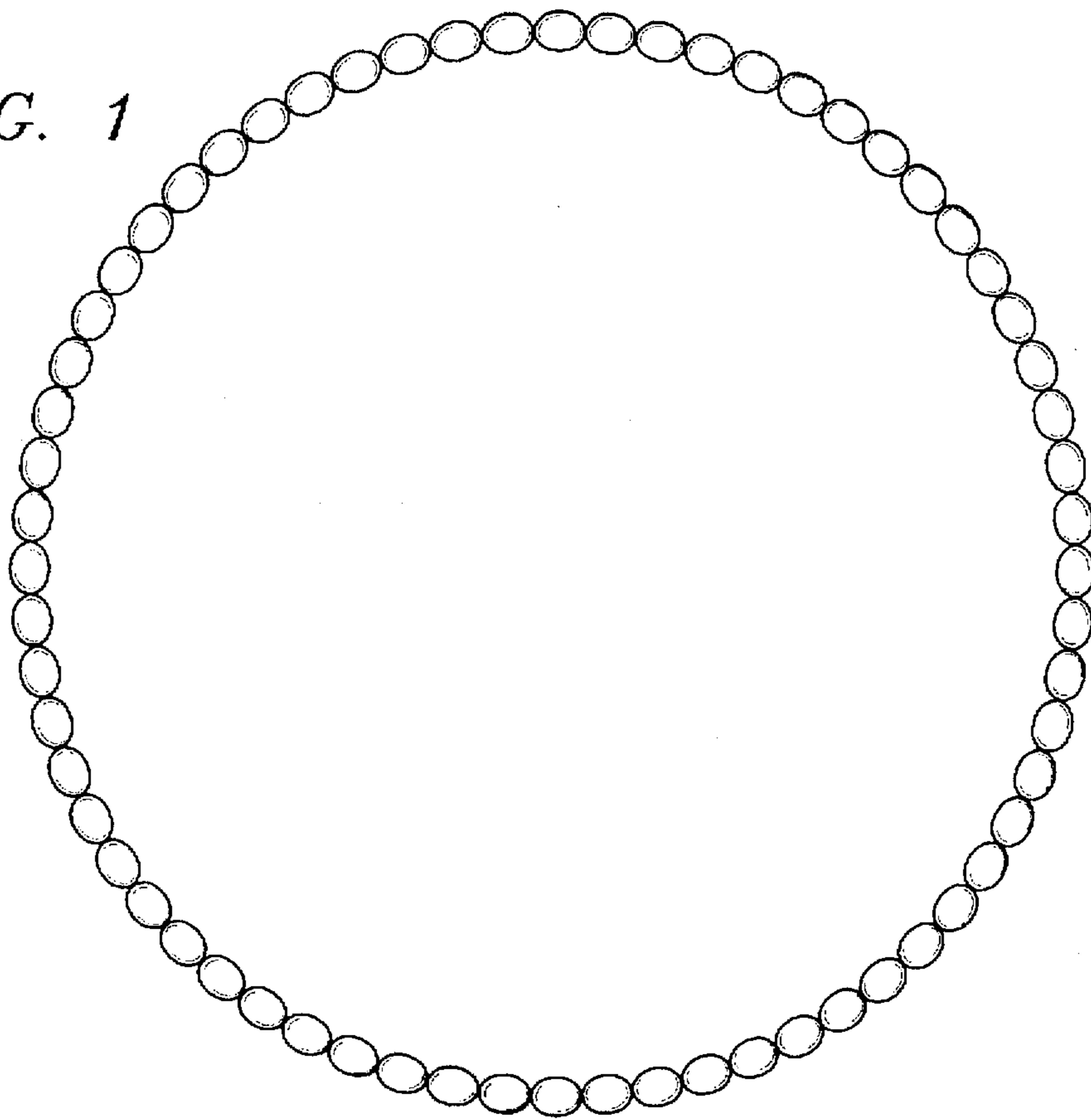


FIG. 2

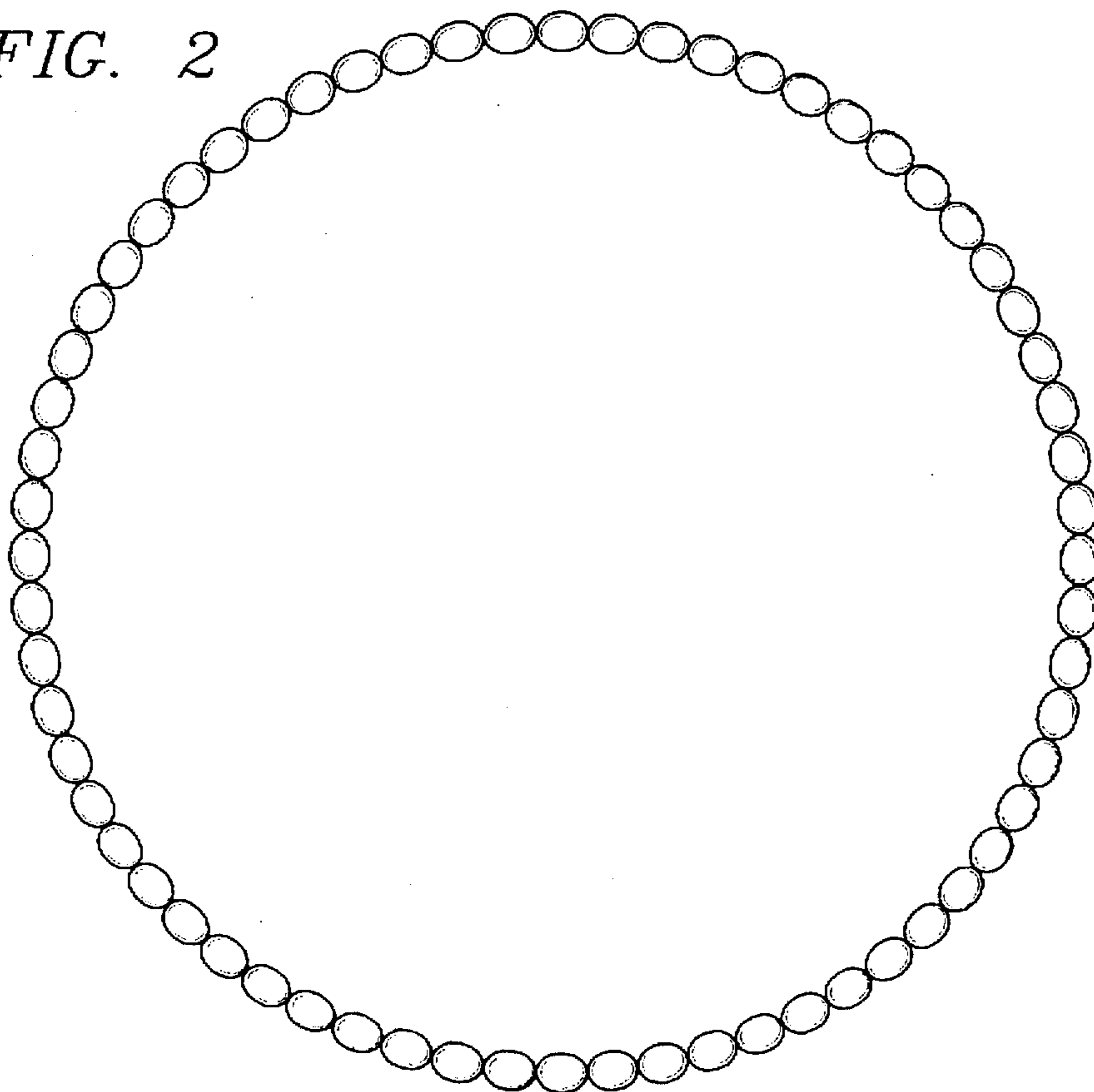


FIG. 3



FIG. 4



FIG. 5



FIG. 6



FIG. 7

