



US00D407968S

# United States Patent [19]

Opielski et al.

[11] Patent Number: **Des. 407,968**

[45] Date of Patent: **\*\*Apr. 13, 1999**

[54] **WINDOW ATTACHMENT CLIP COMPONENT**

[75] Inventors: **Brian C. Opielski**, Malvern, Pa.;  
**Jerome C. Habeck**, Holt, Mich.

[73] Assignee: **CertainTeed Corporation**, Valley Forge, Pa.

[\*\*] Term: **14 Years**

[21] Appl. No.: **29/056,421**

[22] Filed: **Jun. 28, 1996**

[51] LOC (6) Cl. .... **08-09**

[52] U.S. Cl. .... **D8/400**

[58] Field of Search ..... D8/400, 499; 49/51, 49/57, 58; 52/456, 311.3, 314

[56] **References Cited**

**U.S. PATENT DOCUMENTS**

3,358,412 12/1967 Martin ..... 52/456

3,372,522	3/1968	Engstrom	.....	52/456
3,381,431	5/1968	Jacobson	.	
4,478,002	10/1984	English	.....	49/57
4,838,001	6/1989	Battles	.....	52/456

*Primary Examiner*—B. J. Bullock  
*Attorney, Agent, or Firm*—Duane Morris & Heckscher, LLP


[57] **CLAIM**

The ornamental design for a window attachment clip component, as shown and described.

**DESCRIPTION**

FIG. 1 is a front elevational view of a window attachment clip component showing our new design; FIG. 2 is a left side elevational view of the window attachment clip component of FIG. 1, the right side elevational view being a mirrored image thereof; and, FIG. 3 is a rear elevational view of the window attachment clip component of FIG. 1.

**1 Claim, 1 Drawing Sheet**



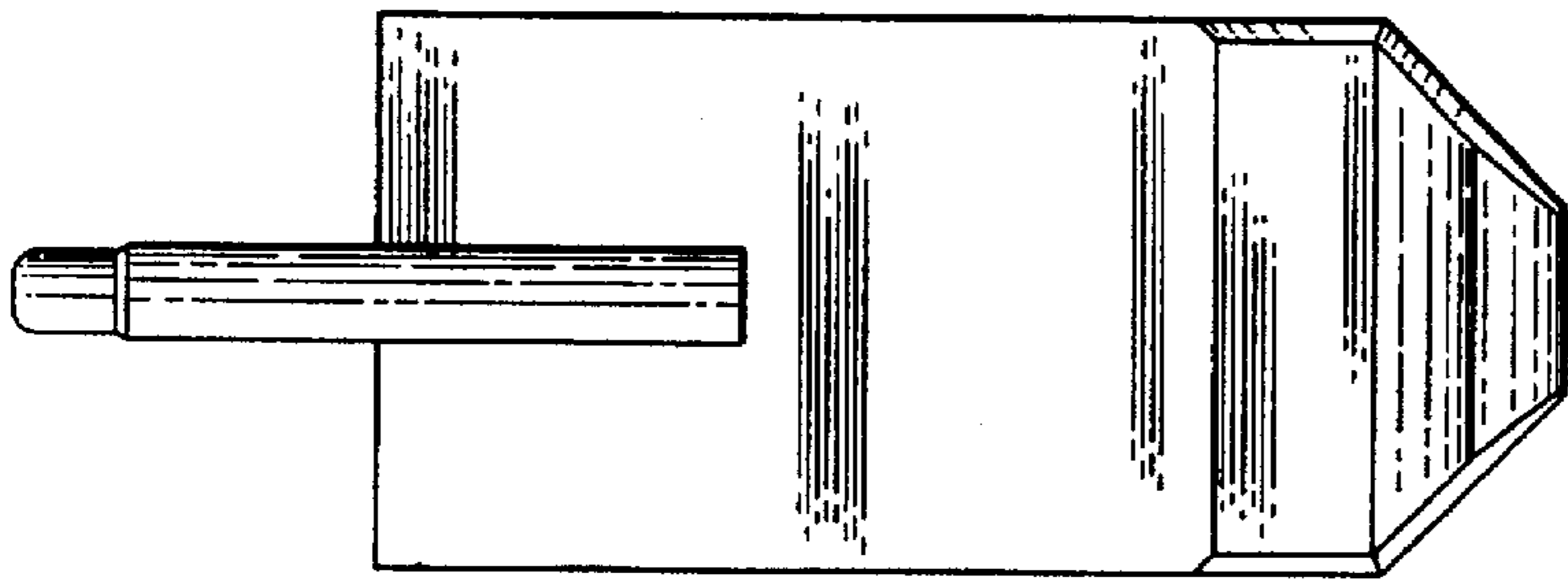


FIG. 1




FIG. 2



FIG. 3