



US00D407958S

United States Patent [19]

[11] Patent Number: **Des. 407,958**

Royse, III

[45] Date of Patent: ****Apr. 13, 1999**

[54] **LOCKOUT, SAFETY AND BUSHING
REMOVAL AND INSTALLATION TOOL FOR
AN AUTOMATIC GUN**

OTHER PUBLICATIONS

[76] Inventor: **George Frederick Royse, III**, 10043
Maple St., Bellflower, Calif. 90706

"Cheaper Than Dirt", Spring 1996 issue cover pg. and p. 39,
copyright protected by CTD, Inc., Fort Worth, TX.

"Sportsman's Digest", Oct. 26, 1969. The Sunday Star,
Washington D.C., Leisure Sports G-9.

[**] Term: **14 Years**

Primary Examiner—Caron D. Veynar
Attorney, Agent, or Firm—Ben E. Lofstedt, Esq.

[21] Appl. No.: **29/060,945**

[57] CLAIM

[22] Filed: **Oct. 11, 1996**

The ornamental design for a lockout, safety and bushing
removal and installation tool for an automatic gun, as
shown.

[51] LOC (6) Cl. **08-05**

[52] U.S. Cl. **D8/16**

[58] Field of Search D8/16, 17, 18,
D8/28, 21; D22/108; 29/1.1, DIG. 105;
42/70.11, 70.01, 90, 106

DESCRIPTION

[56] References Cited

FIG. 1 is a perspective view of an lockout, safety and
bushing removal and installation tool for an automatic gun
showing my new design;

U.S. PATENT DOCUMENTS

FIG. 2 is a front elevational view, the rear elevational view
being a mirror image;

D. 276,123 10/1984 Pyles D8/17

FIG. 3 is a left side elevational view;

D. 287,927 1/1987 Zankich D8/17

FIG. 4 is a right side elevational view;

4,761,906 8/1988 Guevara 42/70.11

FIG. 5 is top plan view; and,

4,901,411 2/1990 Chestnut et al. 29/1.1

FIG. 6 is bottom plan view.

5,020,259 6/1991 Mossberg 42/70.11

FIGS. 2-6 are drawn on an enlarged scale.

5,062,233 11/1991 Brown 42/70.11

5,419,069 5/1995 Mumbleau et al. 42/70.11

FOREIGN PATENT DOCUMENTS

3836361 of 0000 Germany .

1 Claim, 1 Drawing Sheet






FIG. 1




FIG. 5

FIG. 3



FIG. 2

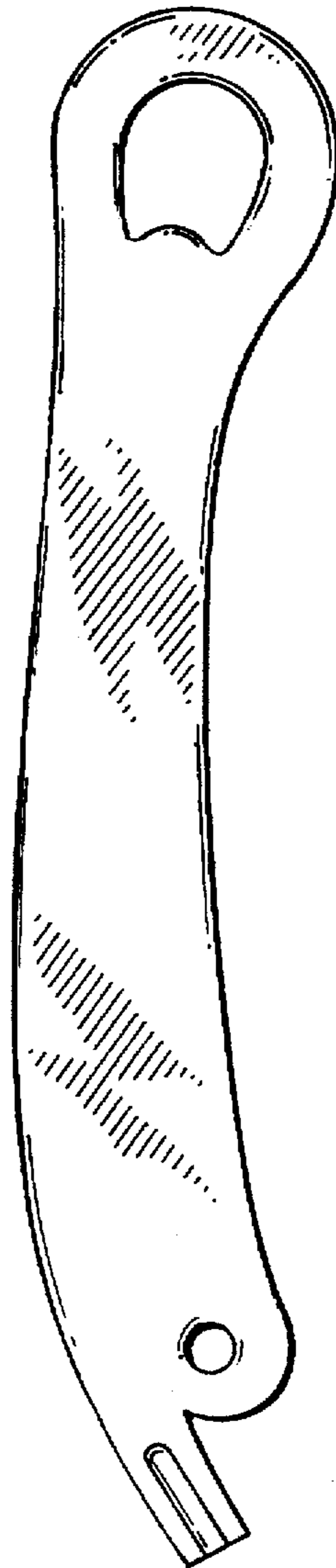


FIG. 4



FIG. 6