



US00D407957S

United States Patent [19]

[11] Patent Number: **Des. 407,957**

Mattheu

[45] Date of Patent: ****Apr. 13, 1999**

[54] **COMBINED GLOW PLUG WIRE REMOVER AND INSTALLER**

D. 318,996	8/1991	Israelson	D8/14
3,918,789	11/1975	Davis	.	
4,863,020	9/1989	Klemow	.	
4,863,391	9/1989	Mochizuki	.	
4,931,619	6/1990	Ogata et al.	.	

[76] Inventor: **Randall W. Mattheu**, 1321 Old Eastern Ave., Baltimore, Md. 21221

[**] Term: **14 Years**

OTHER PUBLICATIONS

[21] Appl. No.: **29/020,788**

Brochure distributed by American Inventors Corporation approximately during Jul. 1992.

[22] Filed: **Apr. 1, 1994**

Primary Examiner—Ted Shooman
Assistant Examiner—Richelle Shelton

Related U.S. Application Data

[63] Continuation of application No. 07/889,746, May 29, 1992, abandoned.

[57] CLAIM

[51] LOC (6) Cl. **08-05**

[52] U.S. Cl. **D8/14**

[58] Field of Search D8/14; 29/270, 29/278; 294/19.1; 81/53.2

The ornamental design for a combined glow plug wire remover and installer, as shown and described.

DESCRIPTION

[56] References Cited

U.S. PATENT DOCUMENTS

D. 277,729	2/1985	Maxwell	D8/14
D. 288,402	2/1987	Bonbright	D8/14
D. 311,671	10/1990	Wolfe	.	

FIG. 1 is a front elevational view of the combined glow plug wire remover and installer showing my new design; FIG. 2 is a rear elevational view thereof; FIG. 3 is a left side elevational view thereof; FIG. 4 is a right side elevational view thereof; FIG. 5 is a top plan view thereof; and, FIG. 6 is a bottom plan view thereof.

1 Claim, 3 Drawing Sheets




FIG. 1

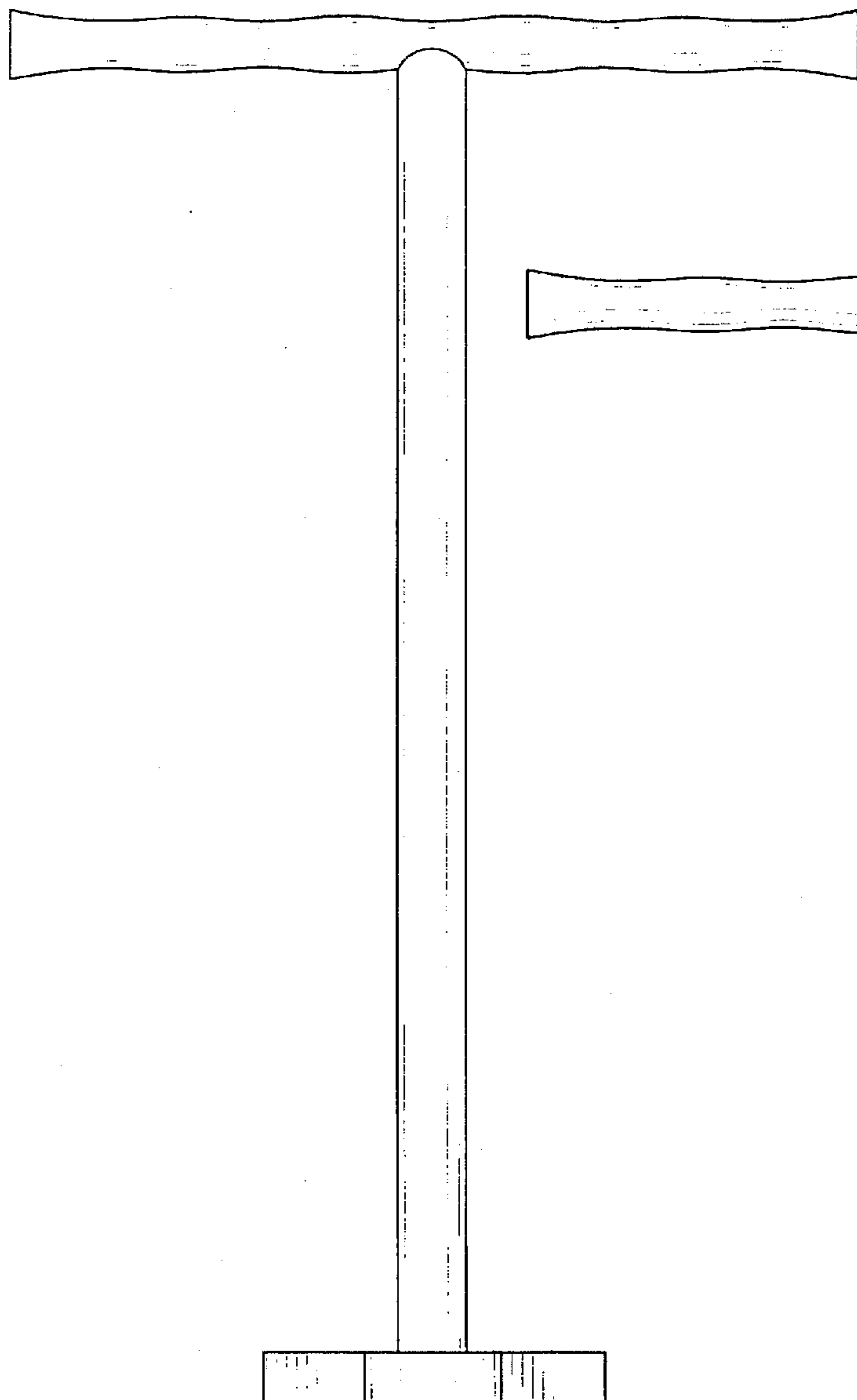


FIG. 2

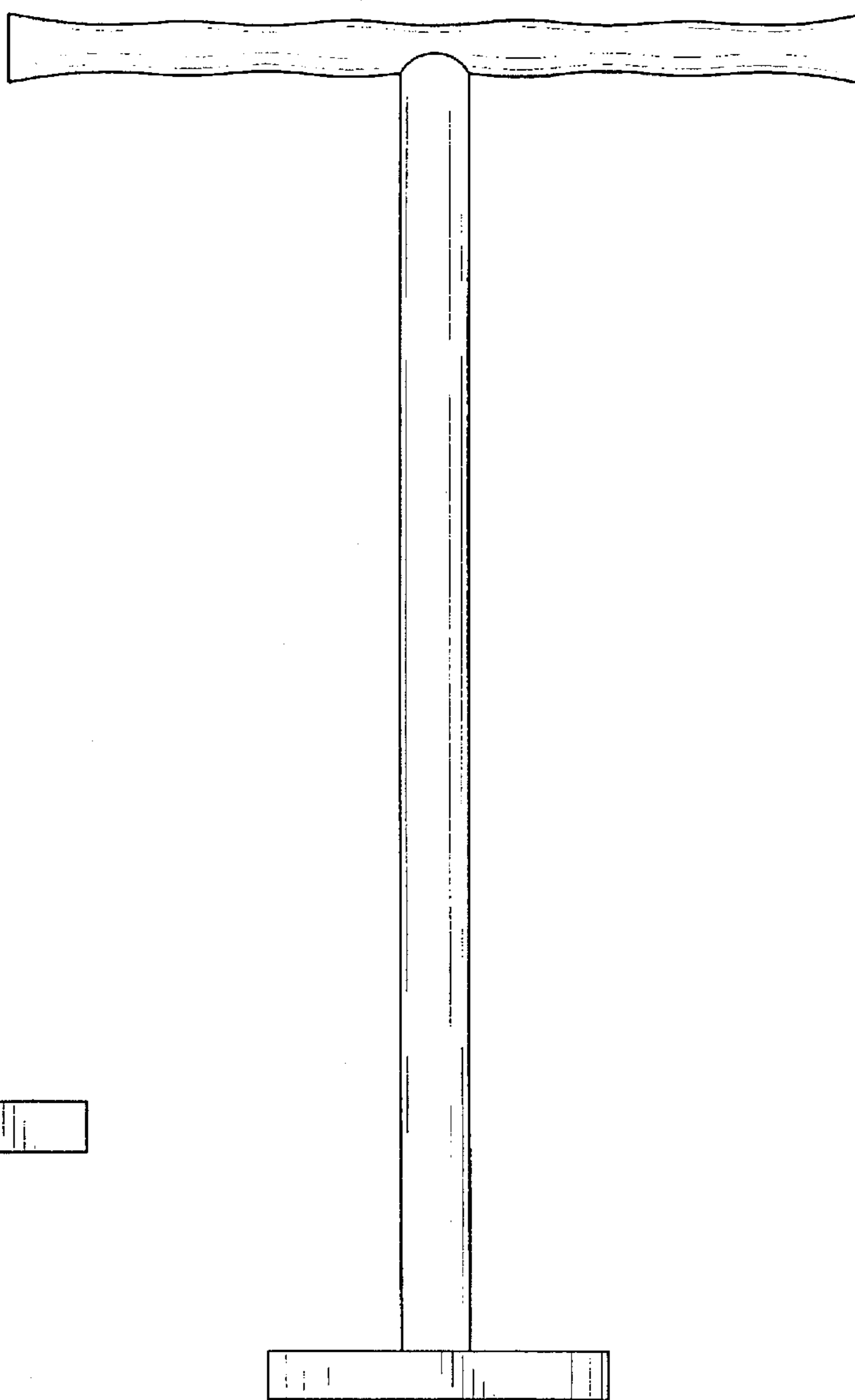


FIG. 3

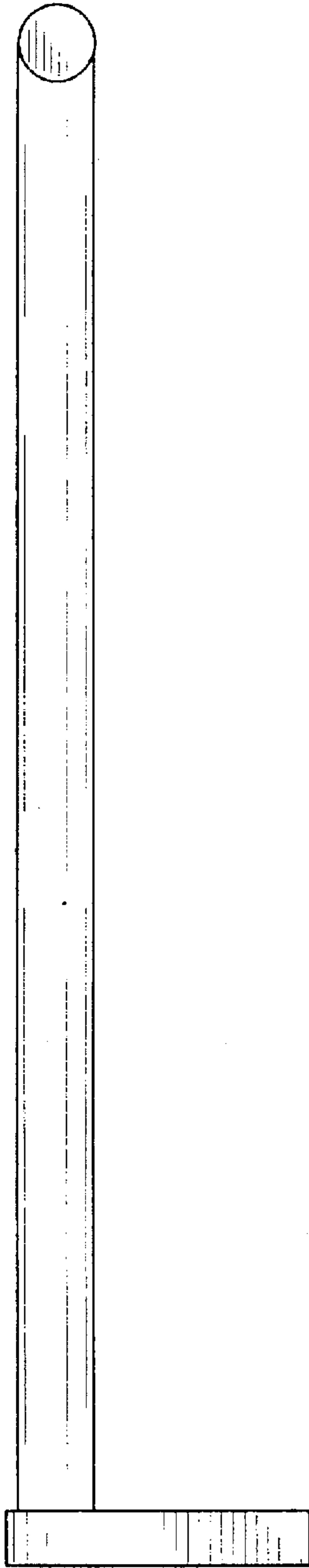


FIG. 4

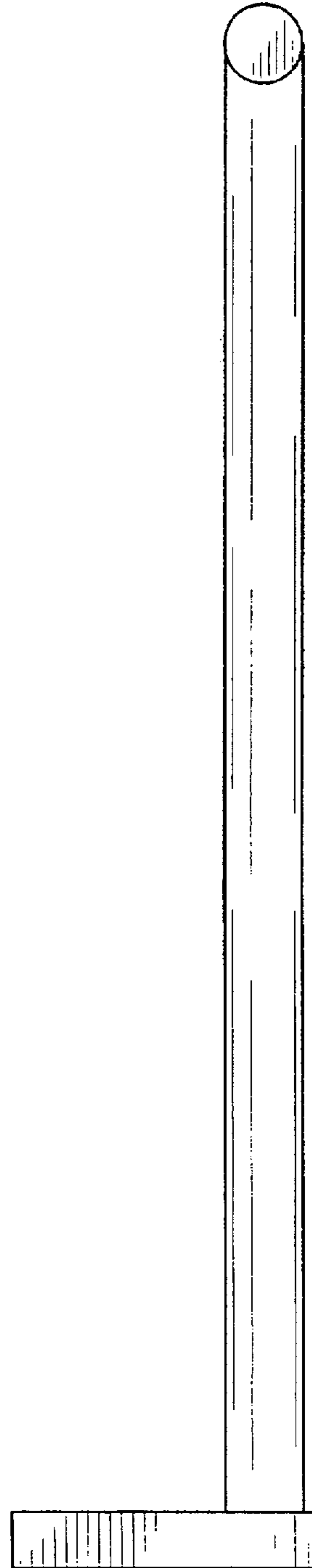


FIG. 5

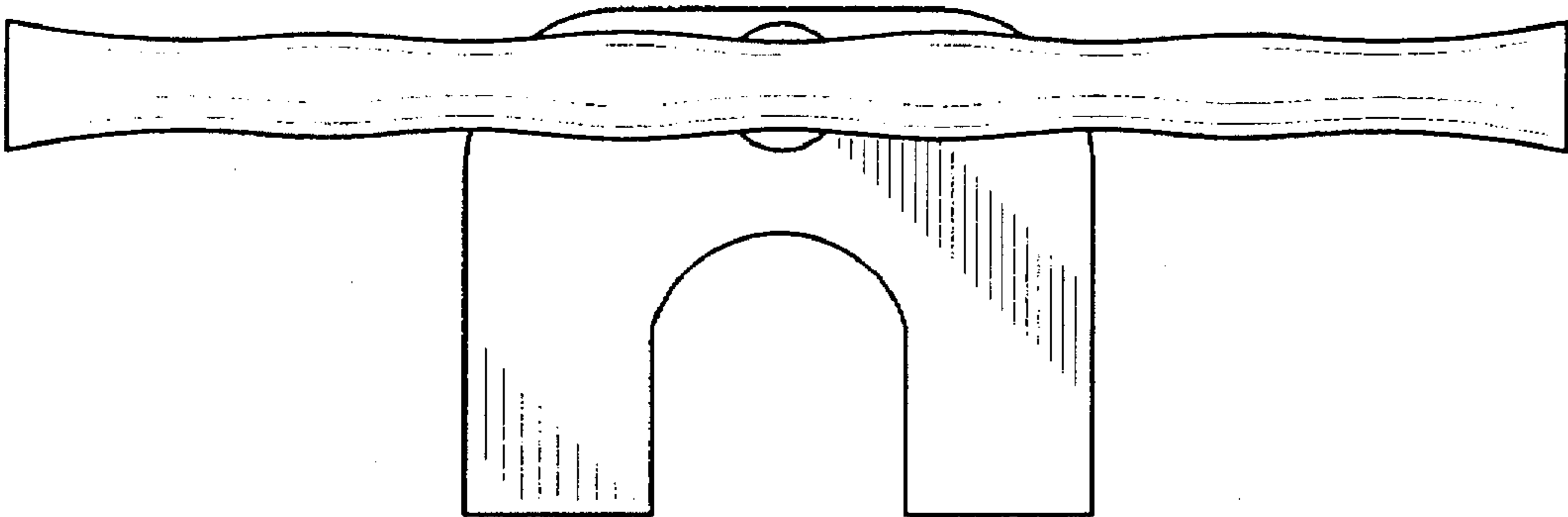


FIG. 6

