



US00D407948S

**United States Patent** [19]  
**Indekeu**

[11] **Patent Number: Des. 407,948**

[45] **Date of Patent: \*\*Apr. 13, 1999**

[54] **TRAY**  
[75] **Inventor: Erik Indekeu, Borgerhout, Belgium**  
[73] **Assignee: De Ster NV, Hoogstraten, Belgium**  
[\*\*] **Term: 14 Years**

D. 180,720 7/1957 Orvedahl ..... D6/406.5  
D. 196,665 10/1963 Barnett ..... D6/406.5  
D. 214,391 6/1969 Weiss ..... D7/553.1  
D. 221,217 7/1971 Beychok ..... D6/406.5  
D. 255,527 6/1980 Seager ..... D7/553.1  
D. 323,959 2/1992 Ciampi et al. .... D7/698

[21] **Appl. No.: 29/083,865**  
[22] **Filed: Feb. 19, 1998**

*Primary Examiner*—M. N. Pandozzi  
*Attorney, Agent, or Firm*—Shlesinger, Arkwright & Garvey  
LLP

[30] **Foreign Application Priority Data**  
Aug. 21, 1997 [GB] United Kingdom ..... 2068503

[57] **CLAIM**  
The ornamental design for the tray, as shown and described.

[51] **LOC (6) Cl. .... 07-01**  
[52] **U.S. Cl. .... D7/553.3; D7/552.2; D7/553.6;**  
D6/406.6

**DESCRIPTION**

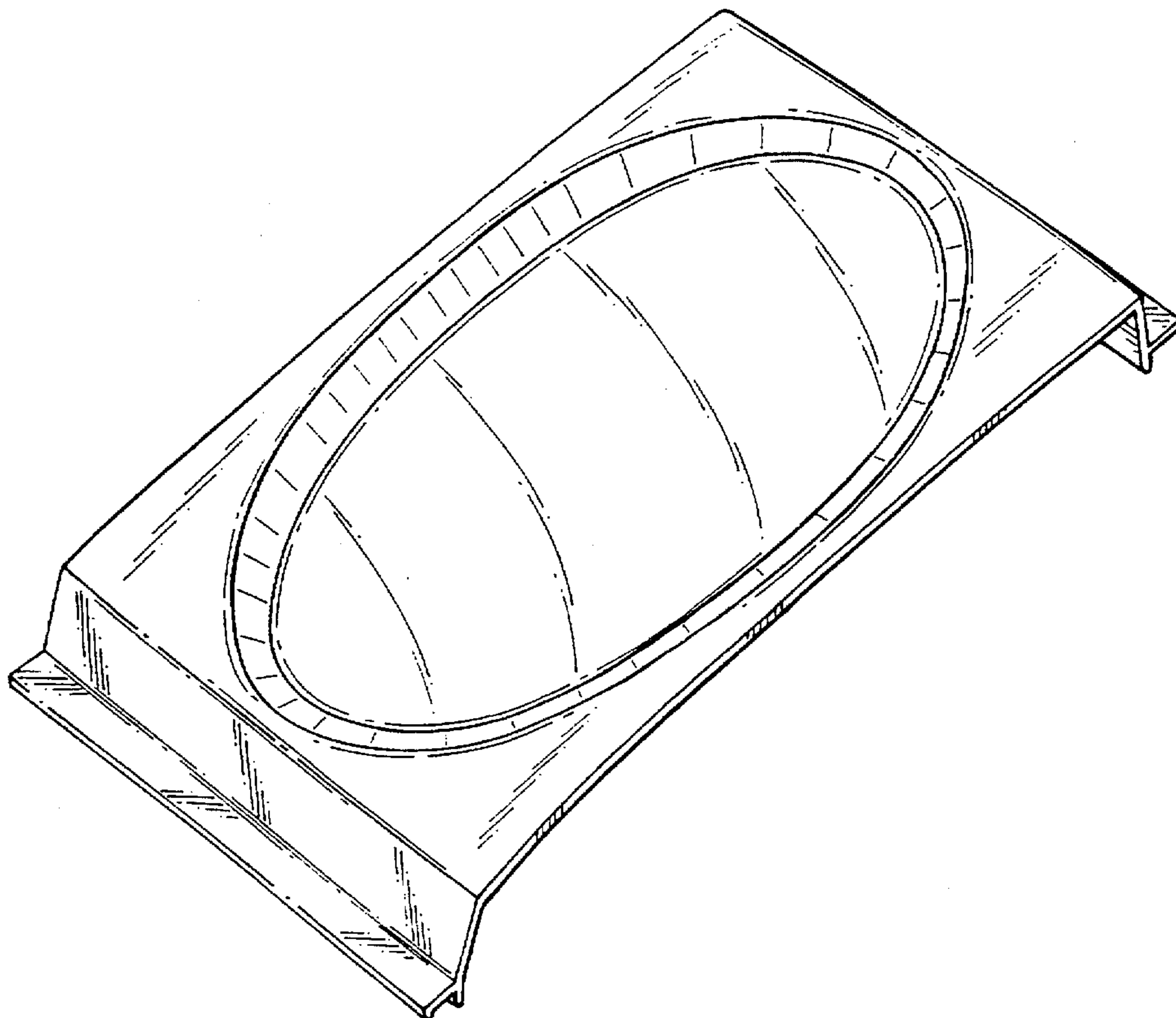
[58] **Field of Search** ..... D7/555, 543, 545,  
D7/546, 388, 549, 389, 552.1, 552.2, 553.1,  
553.3, 553.2, 553.4, 698, 572, 553.6; D6/604,  
511, 406.1, 406.2, 406.3, 406.4, 406.5,  
406.6, 419, 420; 224/926; 206/561; 108/43,  
44; D19/52; 220/574, 671; D28/73

FIG. 1 is a top perspective view of a tray showing my new design;  
FIG. 2 is a bottom perspective view of the tray of FIG. 1; and,  
FIG. 3 is a front view of the tray of FIG. 1, the rear view being being a mirror image thereof.

[56] **References Cited**  
U.S. PATENT DOCUMENTS

D. 80,448 2/1930 Merriman ..... D7/553.1

**1 Claim, 2 Drawing Sheets**



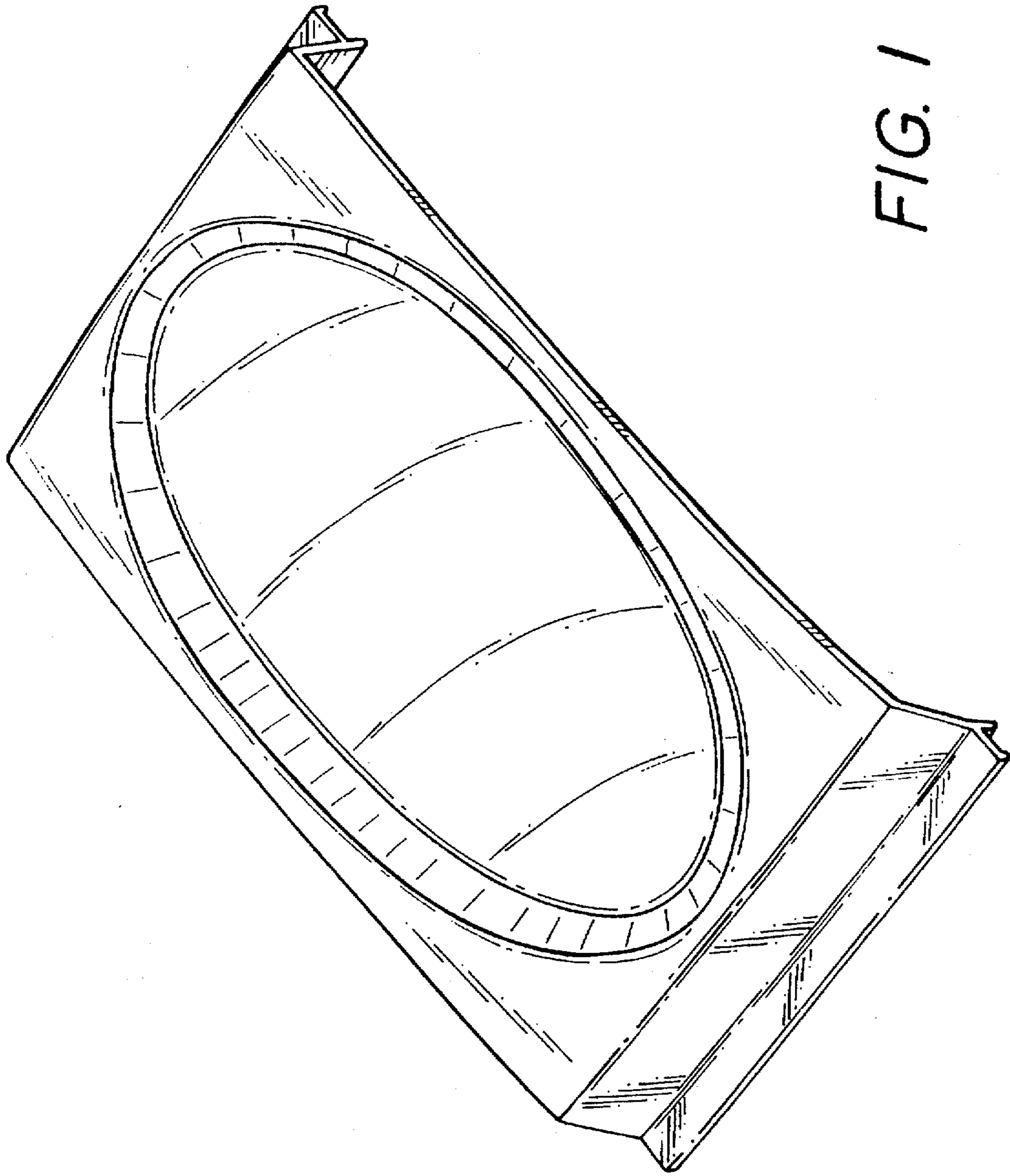


FIG. 1

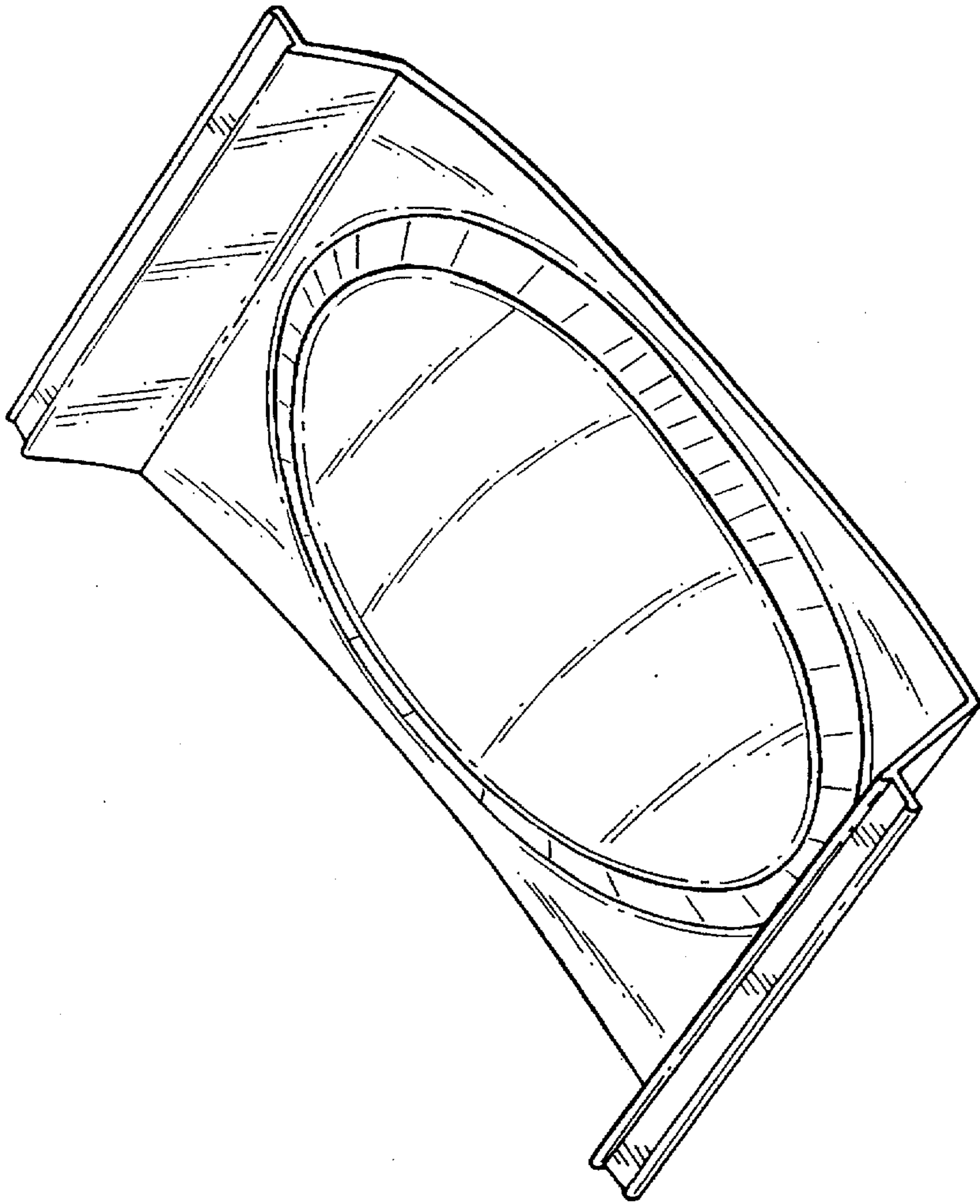


FIG. 2

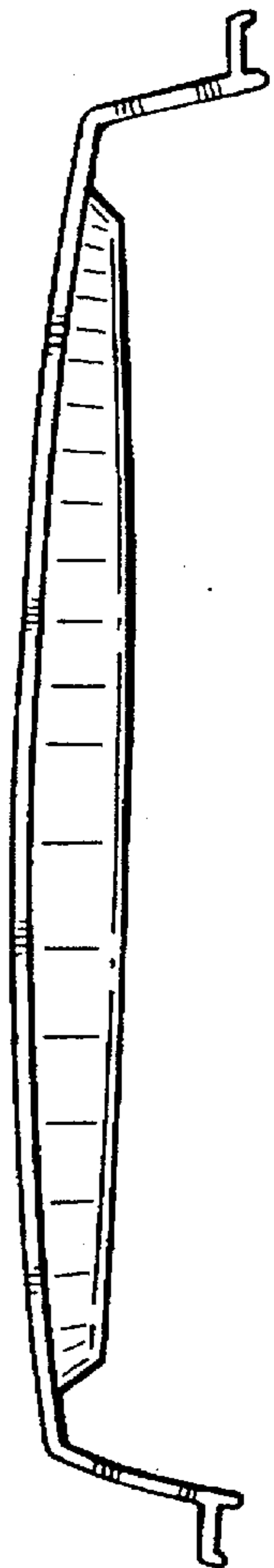


FIG. 3