



US00D407926S

United States Patent [19]
Ronen

[11] **Patent Number: Des. 407,926**

[45] **Date of Patent: **Apr. 13, 1999**

[54] **TABLE LEG STRUCTURE FOR SUPPORTING GLASS TOPS OF A TABLE**

D. 88,612	12/1932	Hallward	D6/484 X
D. 319,744	9/1991	Riffeser	D6/452
1,940,117	12/1933	Carpos	108/157.18
2,010,342	8/1935	Woods	108/157.18

[75] **Inventor: Joseph Ronen, Milan, Italy**

[73] **Assignee: August Pfister GmbH & Co. KG, Nuremberg, Germany**

[**] **Term: 14 Years**

[21] **Appl. No.: 29/087,855**

[22] **Filed: May 11, 1998**

[30] **Foreign Application Priority Data**

Nov. 12, 1997 [DE] Germany M 97 10 445

[51] **LOC (6) Cl. 06-03**

[52] **U.S. Cl. D6/497; D6/452; D6/453**

[58] **Field of Search D6/480-489, 495-497, D6/499, 451, 452, 453; 108/152, 153.1, 156, 157.1, 157.18, 161, 157.16; 248/188, 188.1, 188.8**

[56] **References Cited**

U.S. PATENT DOCUMENTS

D. 81,528 7/1930 Conboy D6/452

Primary Examiner—Janice E. Seeger
Attorney, Agent, or Firm—Thomas, Kayden, Horstemeyer & Risley

[57] **CLAIM**

The ornamental design for table leg structure for supporting glass tops of a table, as shown and described.

DESCRIPTION

FIG. 1 is a perspective view of a table leg structure for supporting glass tops of a table, showing my new design; FIG. 2 is a top view thereof; FIG. 3 is a front elevational view thereof; FIG. 4 is a rear elevational view thereof; FIG. 5 is a right side elevational view thereof; and, FIG. 6 is a left side elevational view thereof.

1 Claim, 3 Drawing Sheets

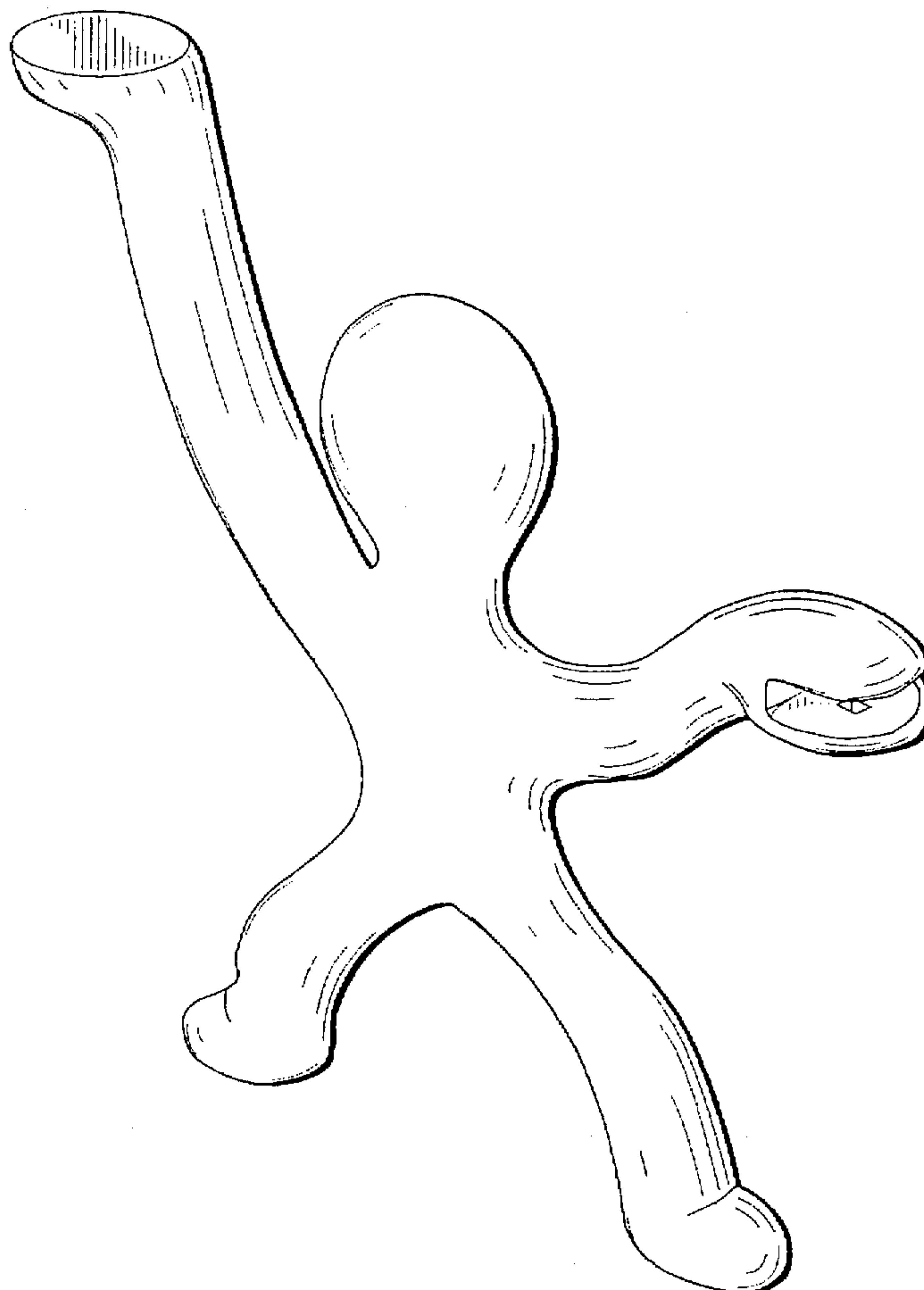




FIG. 2

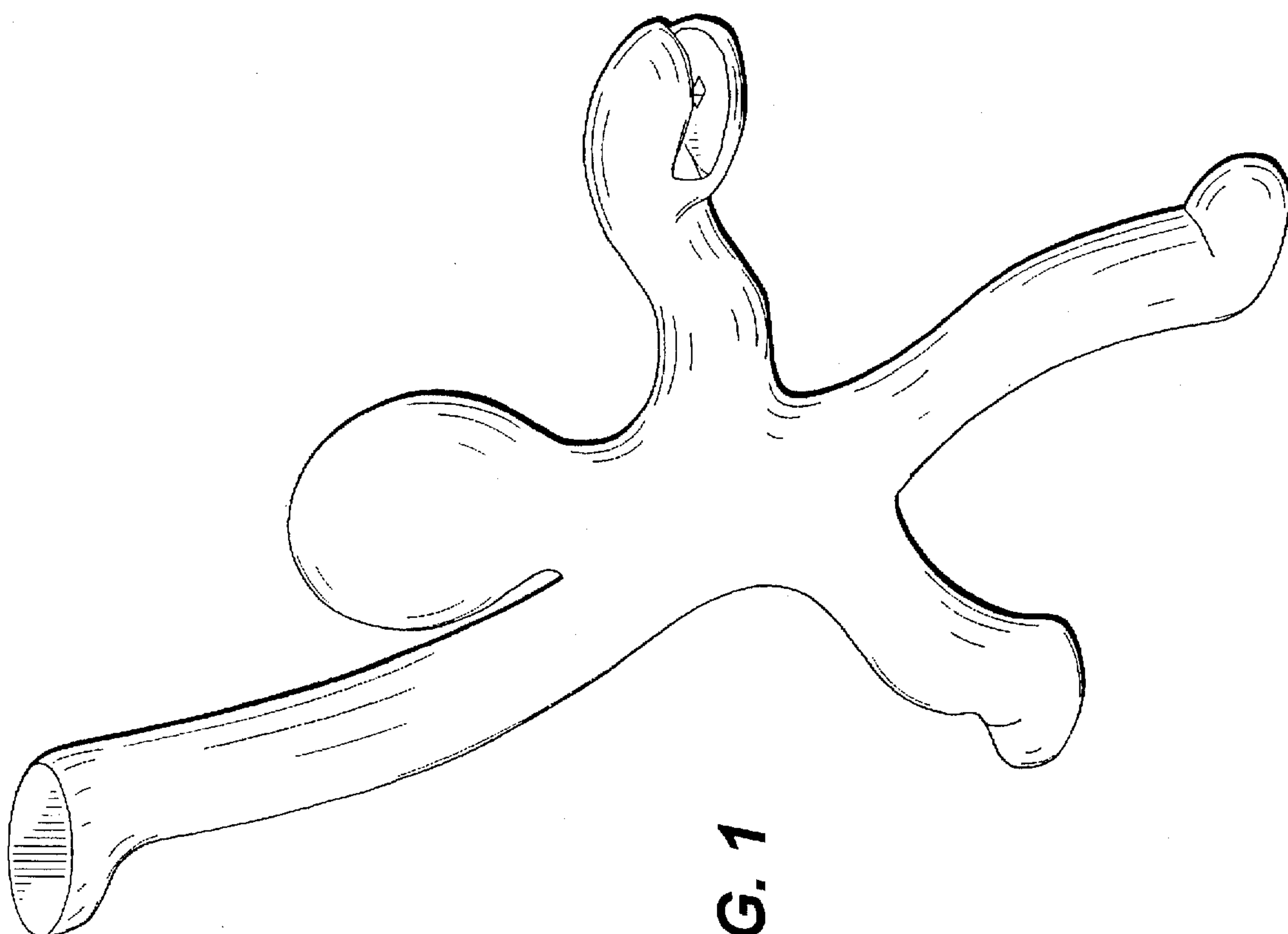


FIG. 1

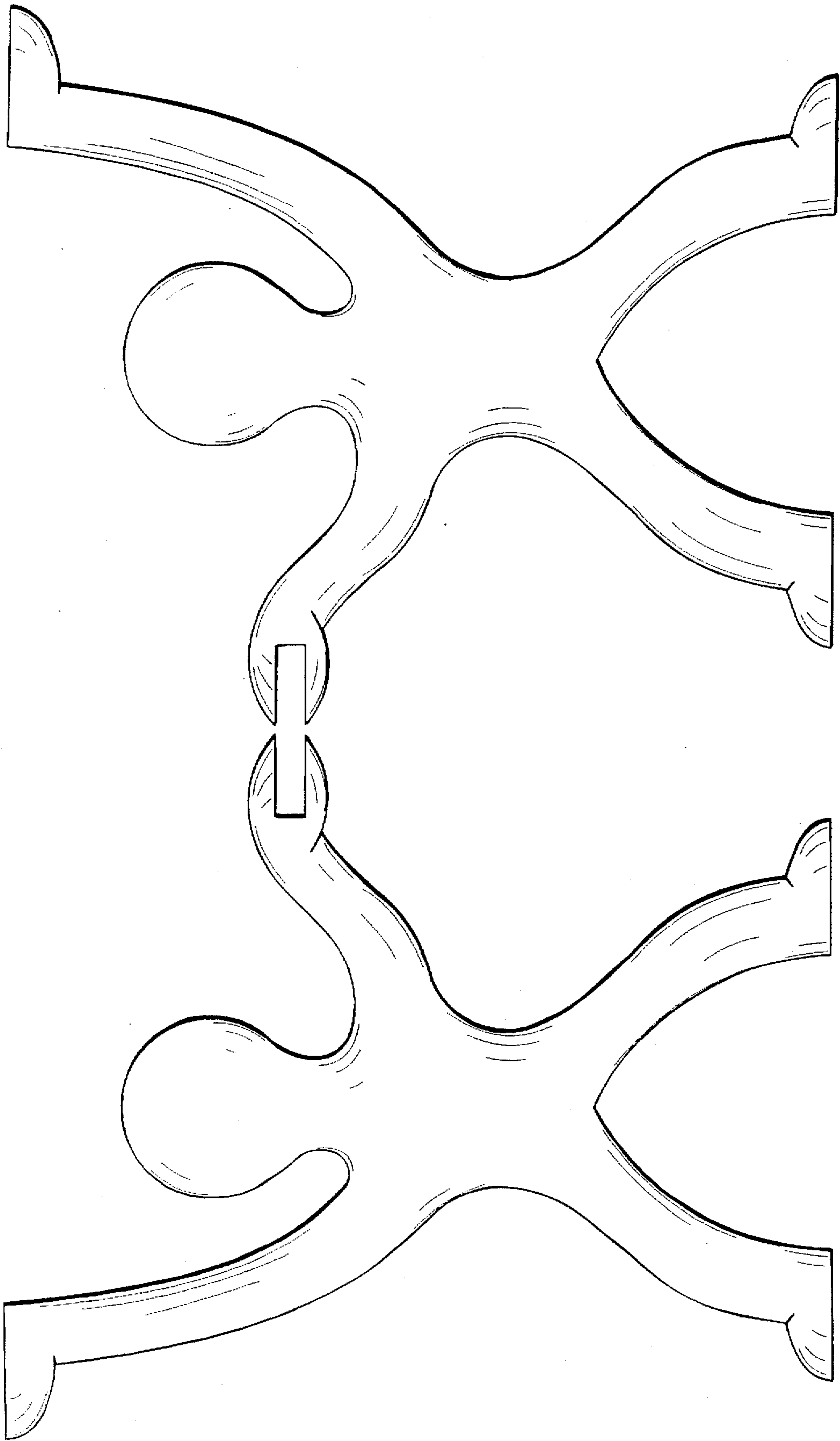


FIG. 4

FIG. 3



FIG. 6



FIG. 5