



US00D407914S

# United States Patent [19]

[11] Patent Number: **Des. 407,914**

Mariol et al.

[45] Date of Patent: **\*\*Apr. 13, 1999**

[54] **BASSINET**

[75] Inventors: **John V. Mariol, Cincinnati, Ohio;**  
**Thomas J. Welsh, Jr., Naperville, Ill.**

[73] Assignee: **Kolcraft Enterprises, Inc., Chicago, Ill.**

[\*\*] Term: **14 Years**

[21] Appl. No.: **29/066,733**

[22] Filed: **Feb. 20, 1997**

4,750,223	6/1988	D'Arcy et al. ....	5/99 B
4,967,432	11/1990	Kujawski et al. ....	5/98
4,999,863	3/1991	Kane .....	5/98.1
5,115,524	5/1992	Antosko .....	5/99.1
5,339,470	8/1994	Shamie .....	5/98.1
5,349,709	9/1994	Cheng .....	5/93.1
5,535,457	7/1996	Welsh, Jr. et al. ....	5/93.1
5,553,336	9/1996	Mariol .....	5/93.1
5,555,577	9/1996	Volpe .....	5/93.1
5,560,055	10/1996	Ziegler .....	5/99.1
5,581,827	12/1996	Fong et al. ....	5/99.1
5,615,427	4/1997	Huang .....	5/99.1

### Related U.S. Application Data

[63] Continuation-in-part of application No. 08/711,541, Sep. 10, 1996.

[51] **LOC (6) Cl. .... 06-01**

[52] **U.S. Cl. .... D6/391; D6/331**

[58] **Field of Search .... D6/382-384, 390-395, D6/331; 5/93.1, 98.1, 99.1, 907**

### [56] References Cited

#### U.S. PATENT DOCUMENTS

D. 366,978	2/1996	Mariol .....	D6/491
961,669	6/1910	Atkinson .	
1,204,416	11/1916	Doser .	
2,553,087	5/1951	Hanson .....	5/93
2,650,375	9/1953	Serrell .....	5/99.1
2,688,997	9/1954	Miller .....	155/44
2,913,739	11/1959	White .....	5/99.1
3,078,478	2/1963	Sheahan .....	5/93
3,574,872	4/1971	Mattila .....	5/94
3,644,947	2/1972	Padera .....	5/92
3,735,430	5/1973	Platz .....	5/118
4,073,017	2/1978	Stevens .....	5/97

### OTHER PUBLICATIONS

"Evenflo" Play Yard with Bassinet Attached.

"Graco" Play Yard with Bassinet Attached.

*Primary Examiner*—Janice E. Seeger

*Attorney, Agent, or Firm*—Marshall, O'Toole, Gerstein, Murray & Borun

### [57] CLAIM

The ornamental design for a bassinet, as shown and described.

### DESCRIPTION

FIG. 1 is a perspective view of a bassinet showing our new design;

FIG. 2 is a top plan view thereof;

FIG. 3 is a front elevational view thereof;

FIG. 4 is a right side elevational view thereof, the left side view and the rear view being mirror images of the right side view; and,

FIG. 5 is a bottom plan view thereof.

The structures shown in broken lines are for environmental purposes only and form no part of the claimed invention.

**1 Claim, 3 Drawing Sheets**

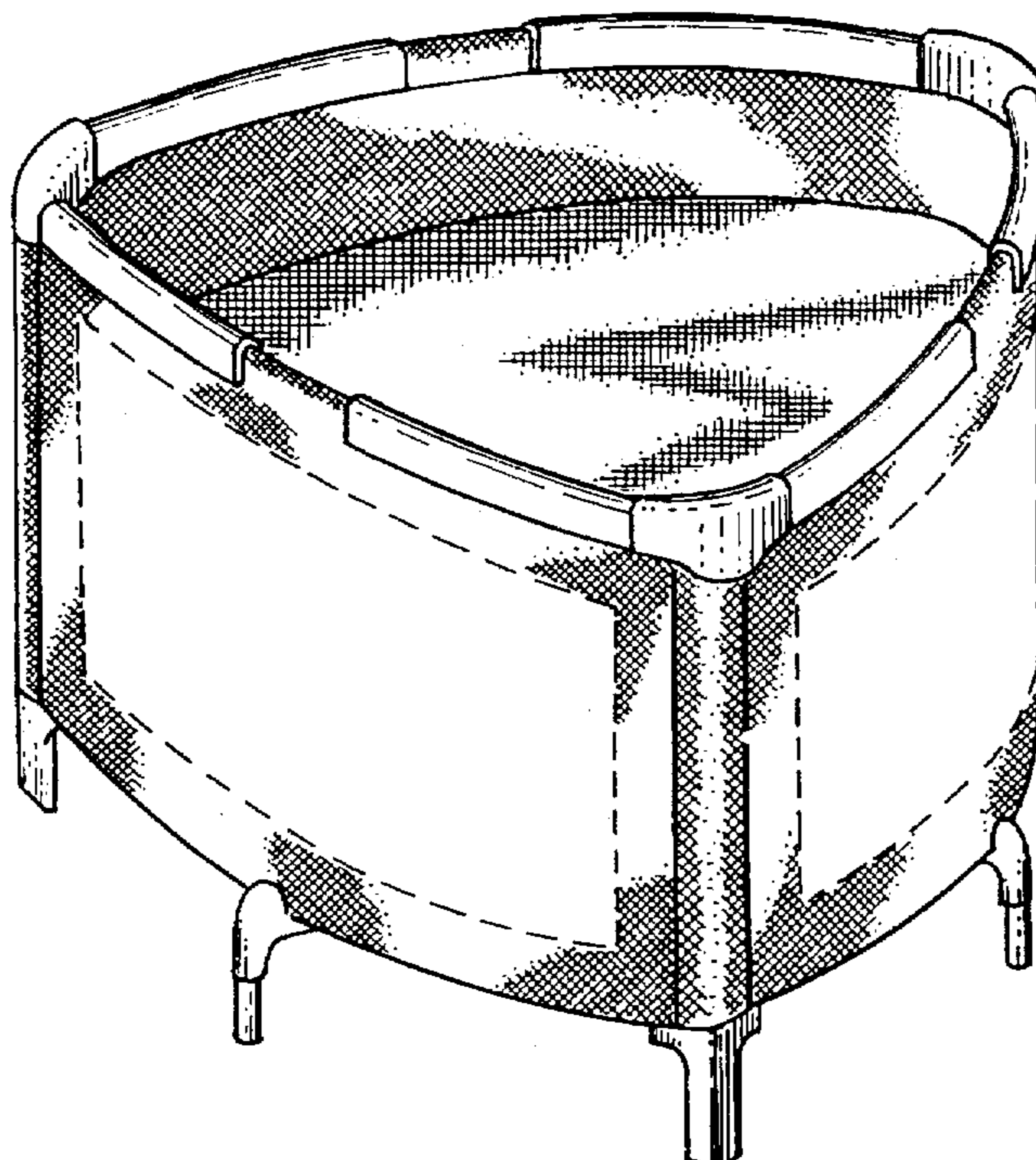


FIG. 1




FIG. 2

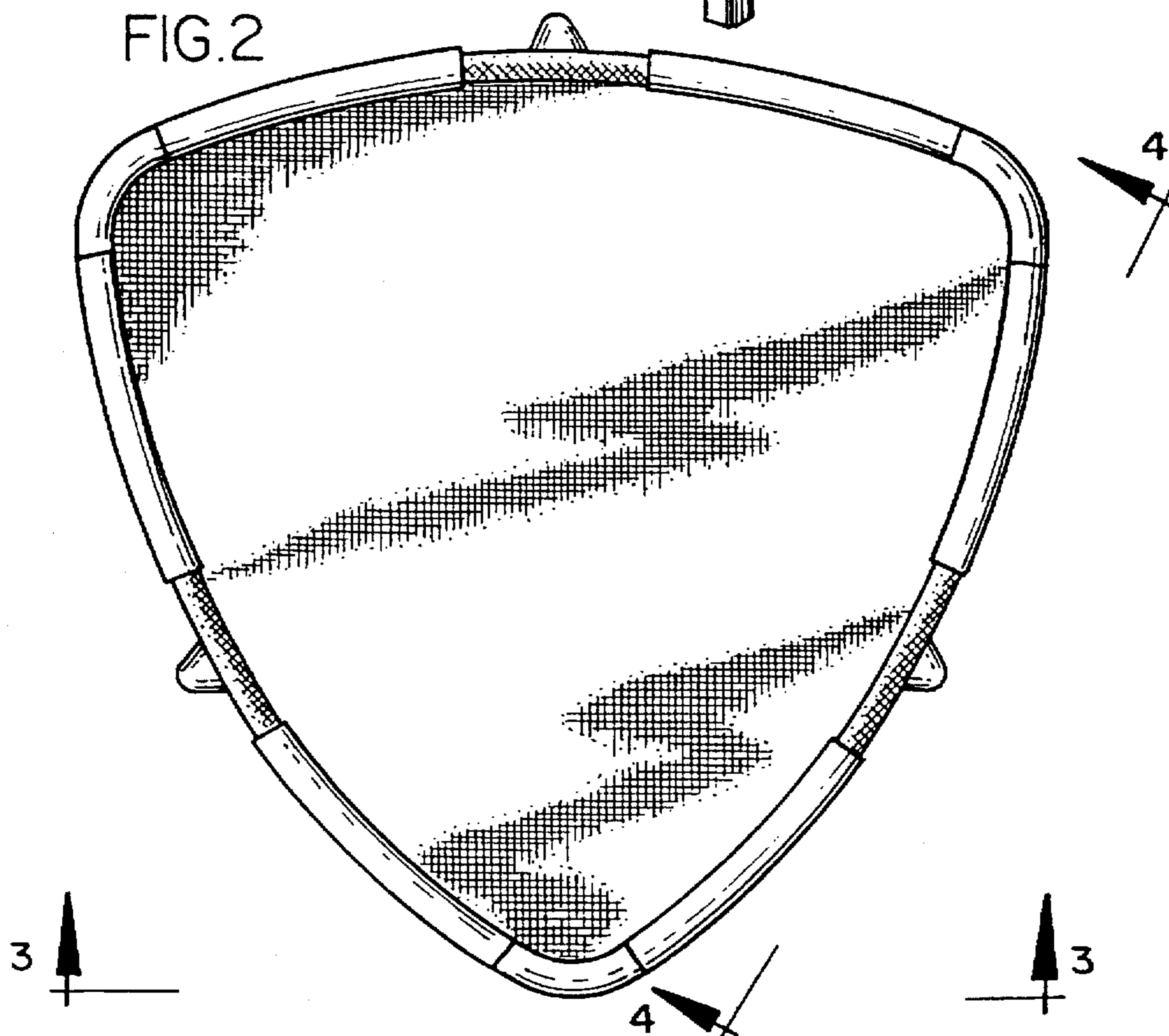


FIG. 3

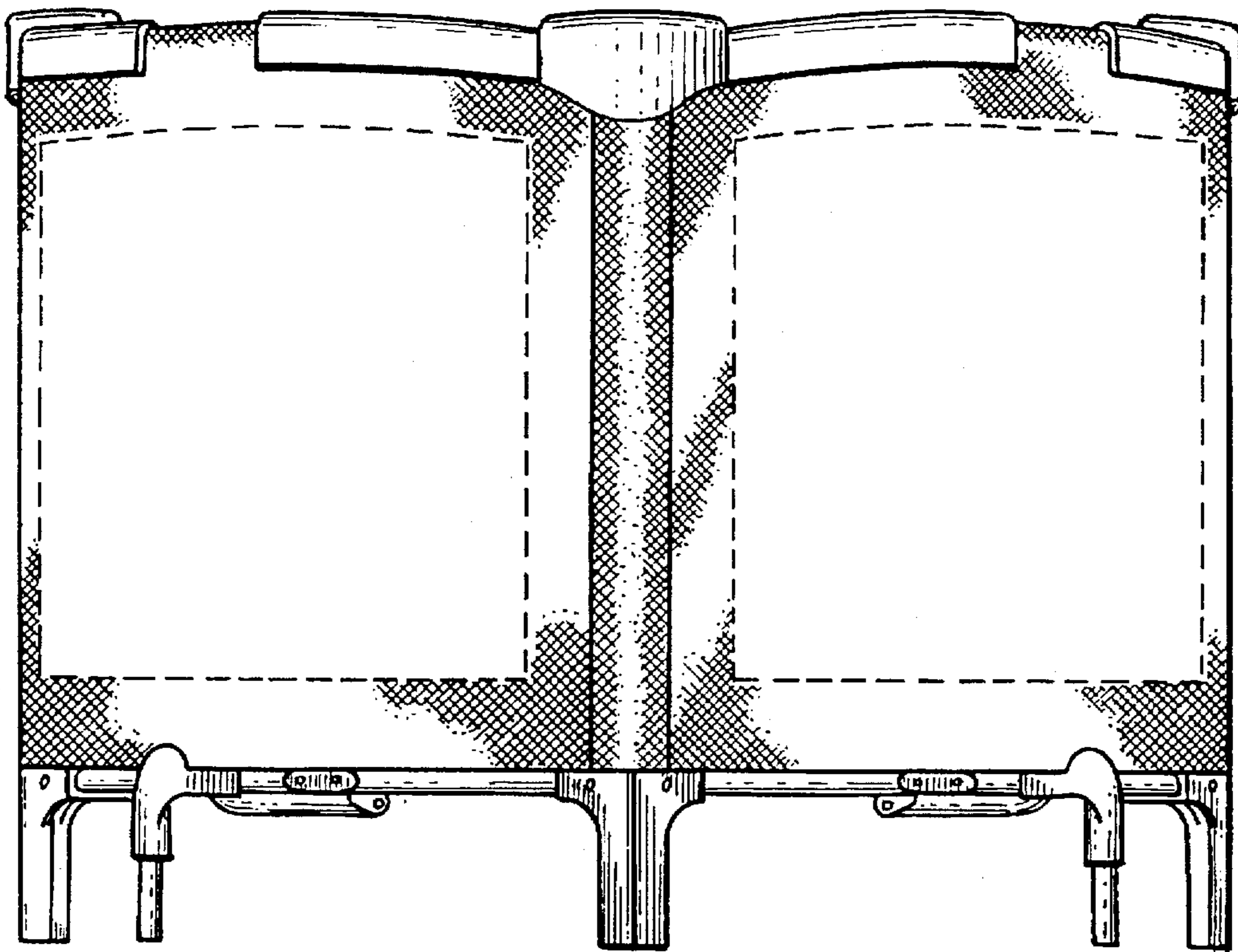


FIG. 4

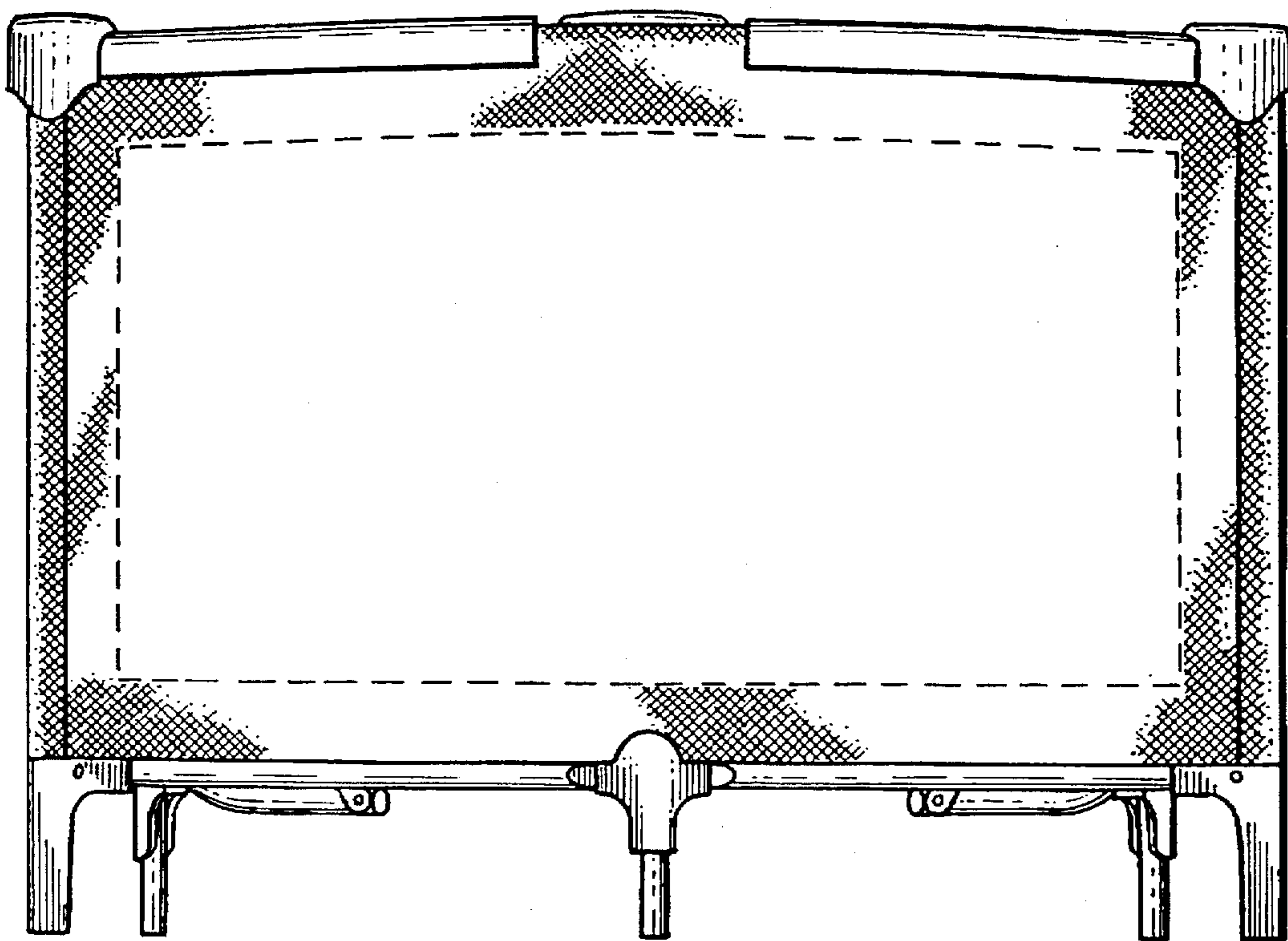


FIG. 5

