



US00D407893S

United States Patent [19]
McMullin

[11] **Patent Number: Des. 407,893**

[45] **Date of Patent: **Apr. 13, 1999**

[54] **GOLF CLEAT**

[75] **Inventor: Faris W. McMullin, Boise, Id.**

[73] **Assignee: Softspikes, Inc., Rockville, Md.**

[**] **Term: 14 Years**

[21] **Appl. No.: 29/091,354**

[22] **Filed: Jul. 28, 1998**

[51] **LOC (6) CL 02-04**

[52] **U.S. Cl. D2/962**

[58] **Field of Search D2/962; 36/126-130,
36/132, 133, 134, 135, 67 R, 67 A, 67 B,
67 C, 67 D**

[56] **References Cited**

U.S. PATENT DOCUMENTS

180,578	8/1876	Gunsalus	36/67 B
D. 288,262	2/1987	Yokoishi	D2/962
D. 327,975	7/1992	Saito et al.	D2/962
D. 371,895	7/1996	McMullin	D2/962
D. 371,896	7/1996	McMullin	D2/962
D. 373,675	9/1996	McMullin	D2/962
D. 385,988	11/1997	McMullin	D2/962
D. 387,548	12/1997	McMullin	D2/962
D. 389,299	1/1998	McMullin	D2/962
1,876,195	9/1932	Youmans	36/128
2,258,805	10/1941	Phillips	36/59
2,803,070	8/1957	Passidomo et al.	36/59
3,583,082	6/1971	Jordan, Jr.	36/59

4,014,114	3/1977	Jordan et al.	36/67 D
4,299,038	11/1981	Epple	36/67 D
5,029,405	7/1991	DeHaitre	36/134
5,533,282	7/1996	Kataoka et al.	36/129

FOREIGN PATENT DOCUMENTS

0 342 232	11/1989	European Pat. Off.	.
0 524 861	1/1993	European Pat. Off.	.
25 29 027	1/1977	Germany	.
25 40 426	3/1977	Germany	.
467815	12/1951	Italy	.
762928	5/1989	Japan	.

Primary Examiner—Doris V. Coles

Attorney, Agent, or Firm—Fish & Neave; Jeffrey H. Ingerman

[57] **CLAIM**

The ornamental design for a golf cleat, as shown and described.

DESCRIPTION

FIG. 1 is a bottom perspective view of a golf cleat showing my new design;

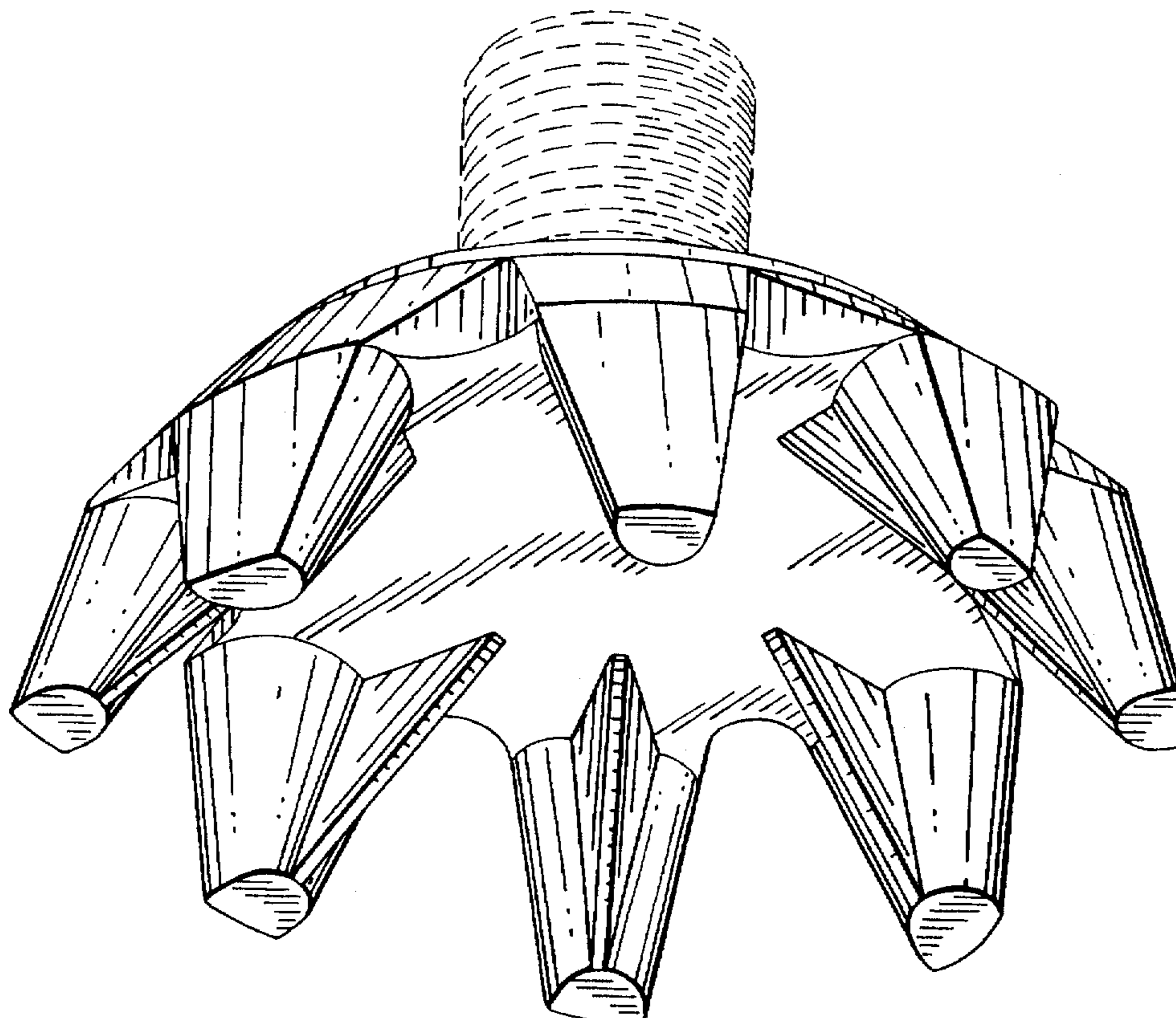
FIG. 2 is a top plan view thereof;

FIG. 3 is a side elevational view thereof, the golf cleat being symmetrical; and,

FIG. 4 is a bottom plan view thereof.

The subject matter shown in broken line represents unclaimed environmental structure which is shown for illustrative purposes and forms no part of the claimed design.

1 Claim, 4 Drawing Sheets



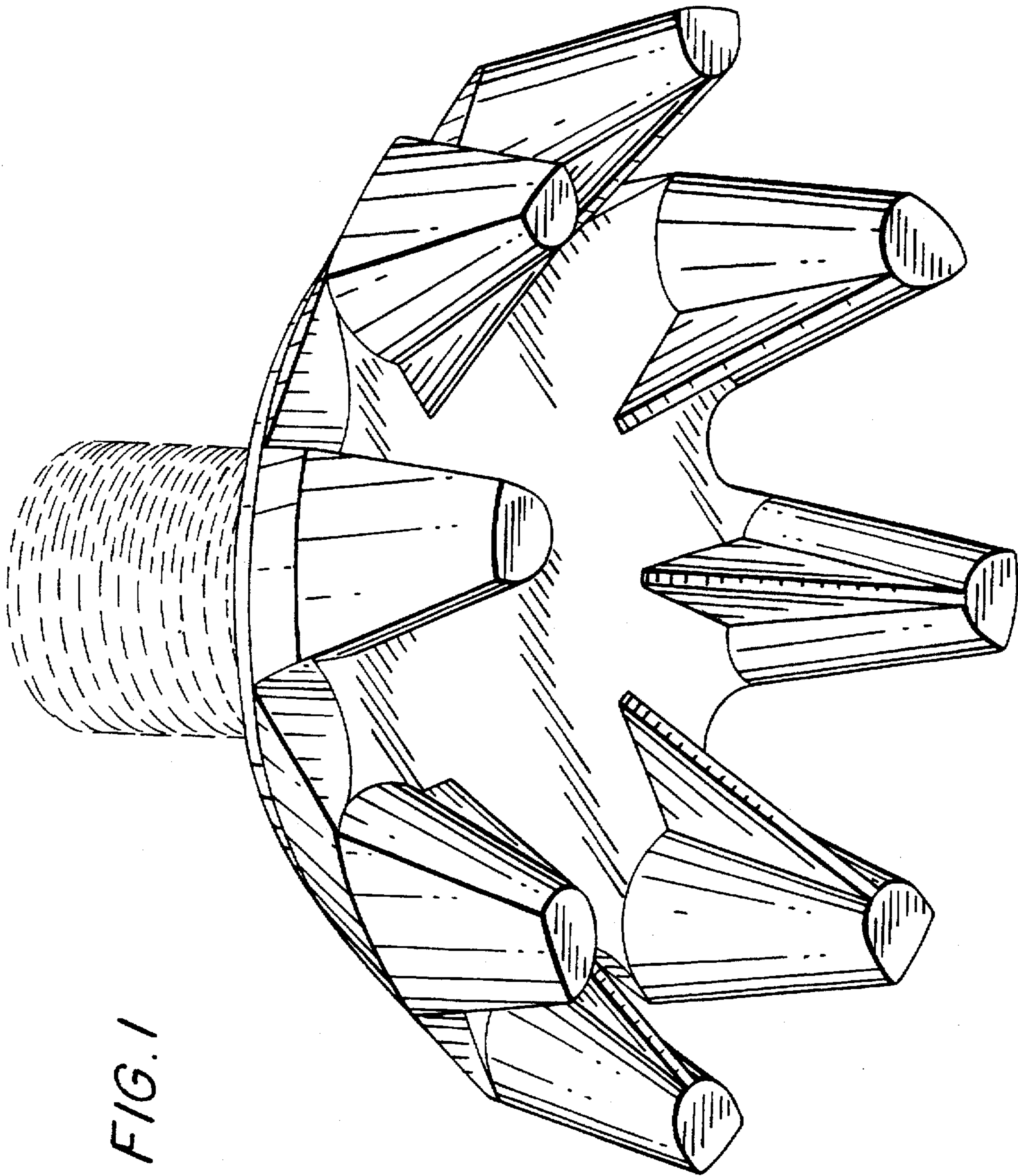


FIG. 1

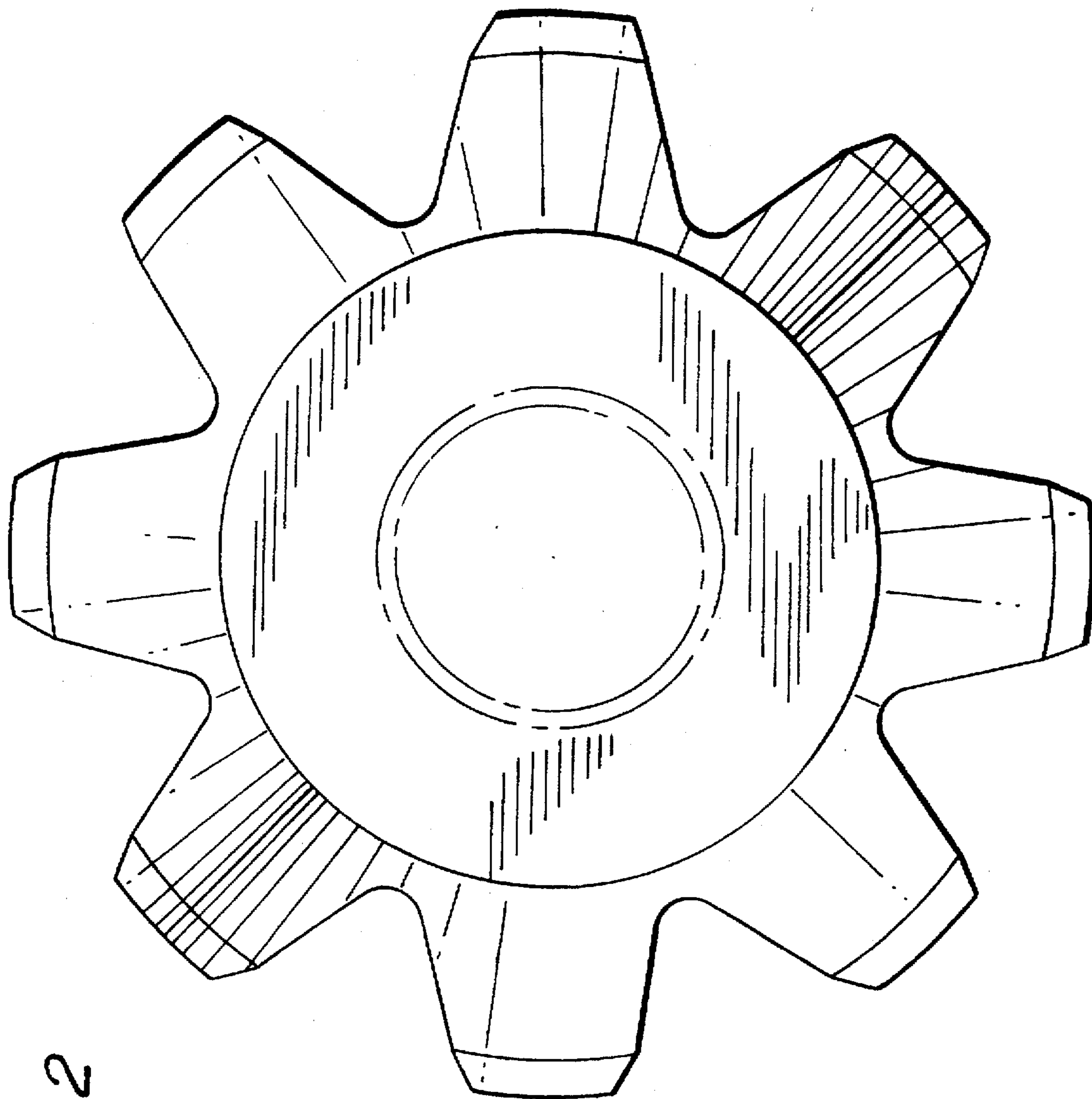
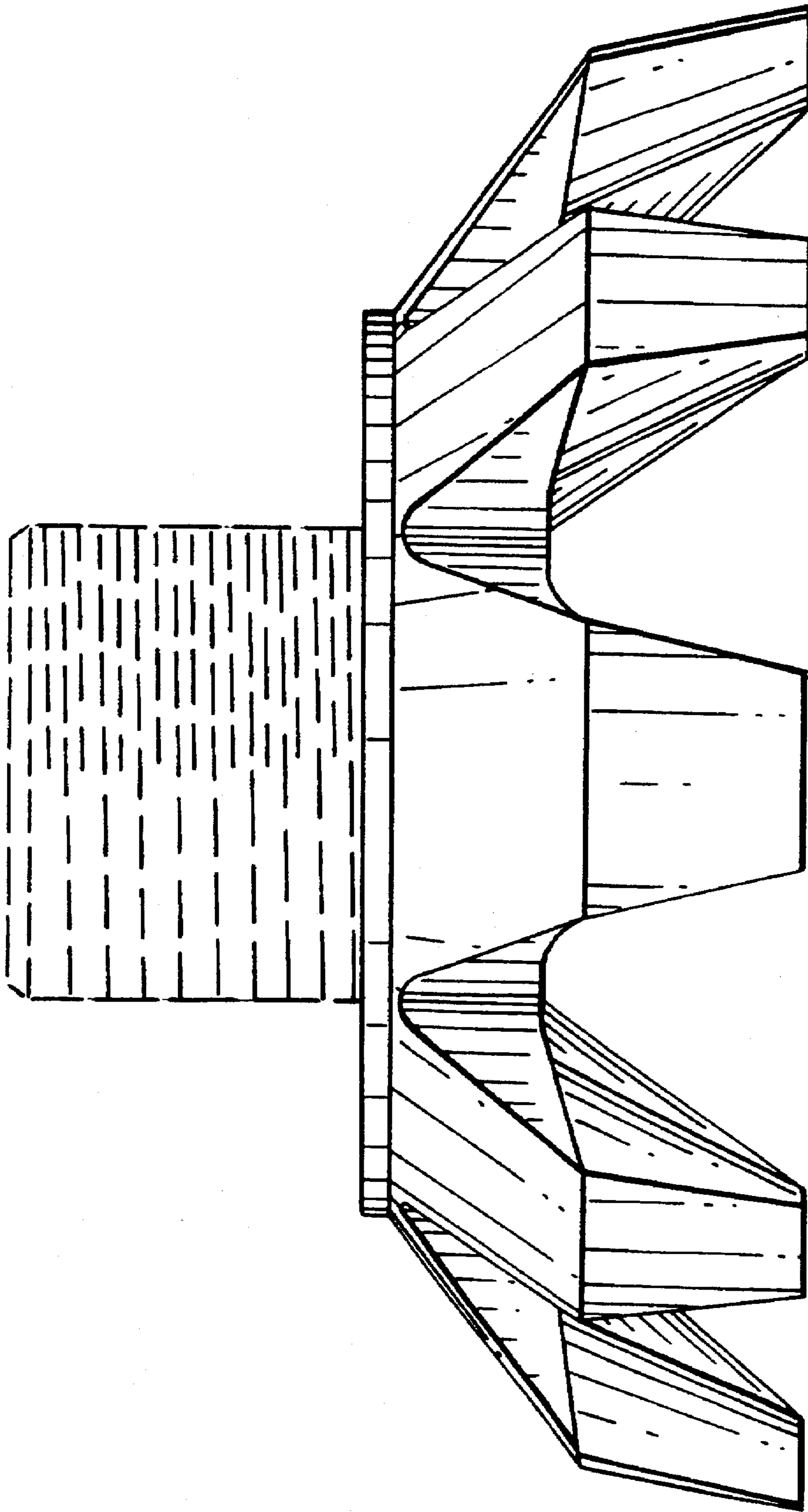


FIG. 2

FIG. 3



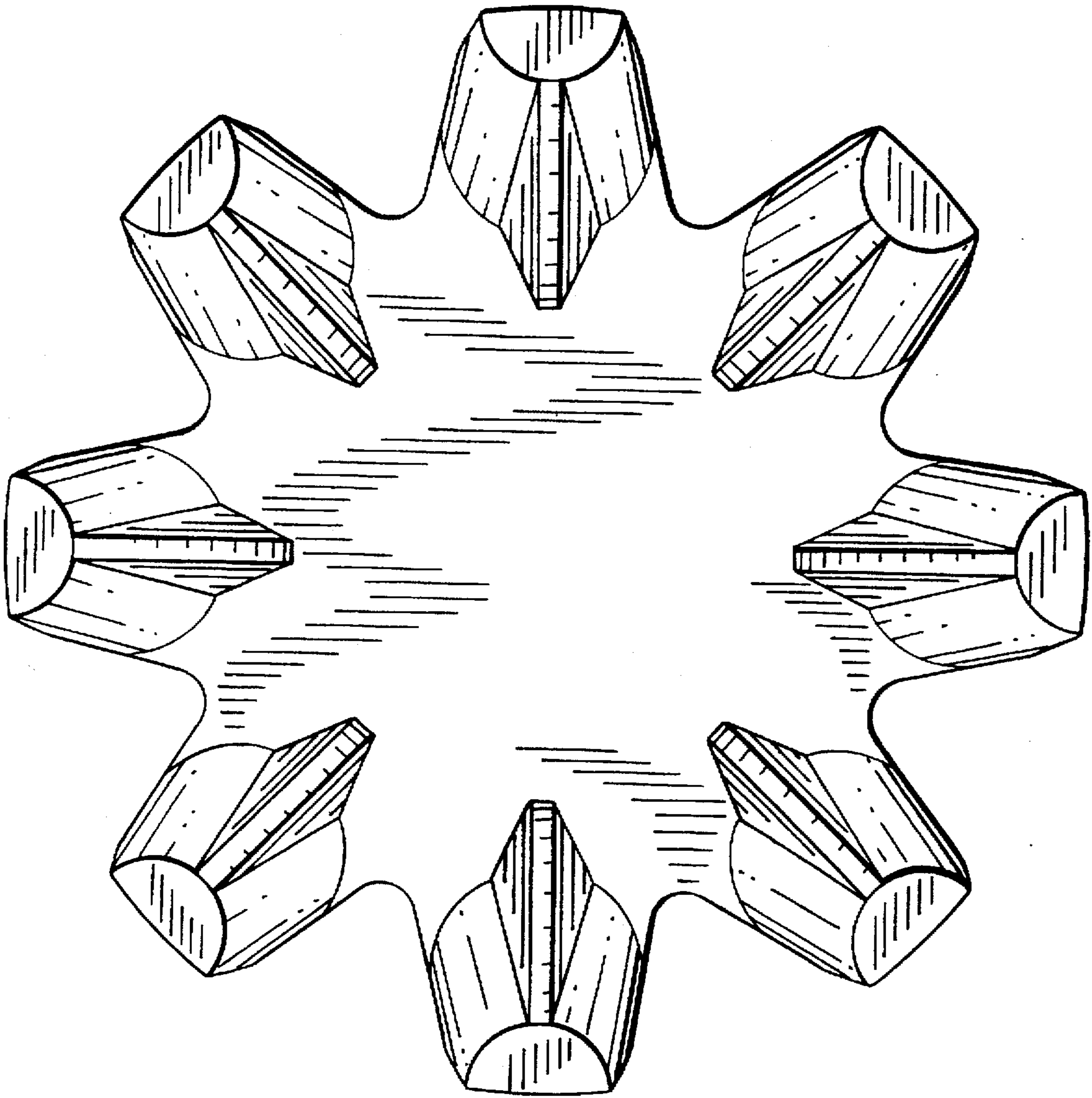


FIG. 4