



US00D407891S

United States Patent [19]
Edwards

[11] **Patent Number:** **Des. 407,891**
[45] **Date of Patent:** ****Apr. 13, 1999**

[54] **SHOE BOTTOM**

[75] **Inventor:** **D'Wayne Edwards, Manhattan Beach, Calif.**

[73] **Assignee:** **Skechers U.S.A., Inc., Manhattan Beach, Calif.**

[**] **Term:** **14 Years**

[21] **Appl. No.:** **29/091,414**

[22] **Filed:** **Jul. 29, 1998**

[51] **LOC (6) Cl.** **22-04**

[52] **U.S. Cl.** **D2/957; D2/951; D2/954**

[58] **Field of Search** D2/897, 902, 907, D2/908, 914, 916, 919, 946-962, 964; 36/44, 59 C, 85, 101, 103, 104, 106, 113-115, 124, 126, 127-130, 3 B, 11.5, 12-15, 25 R

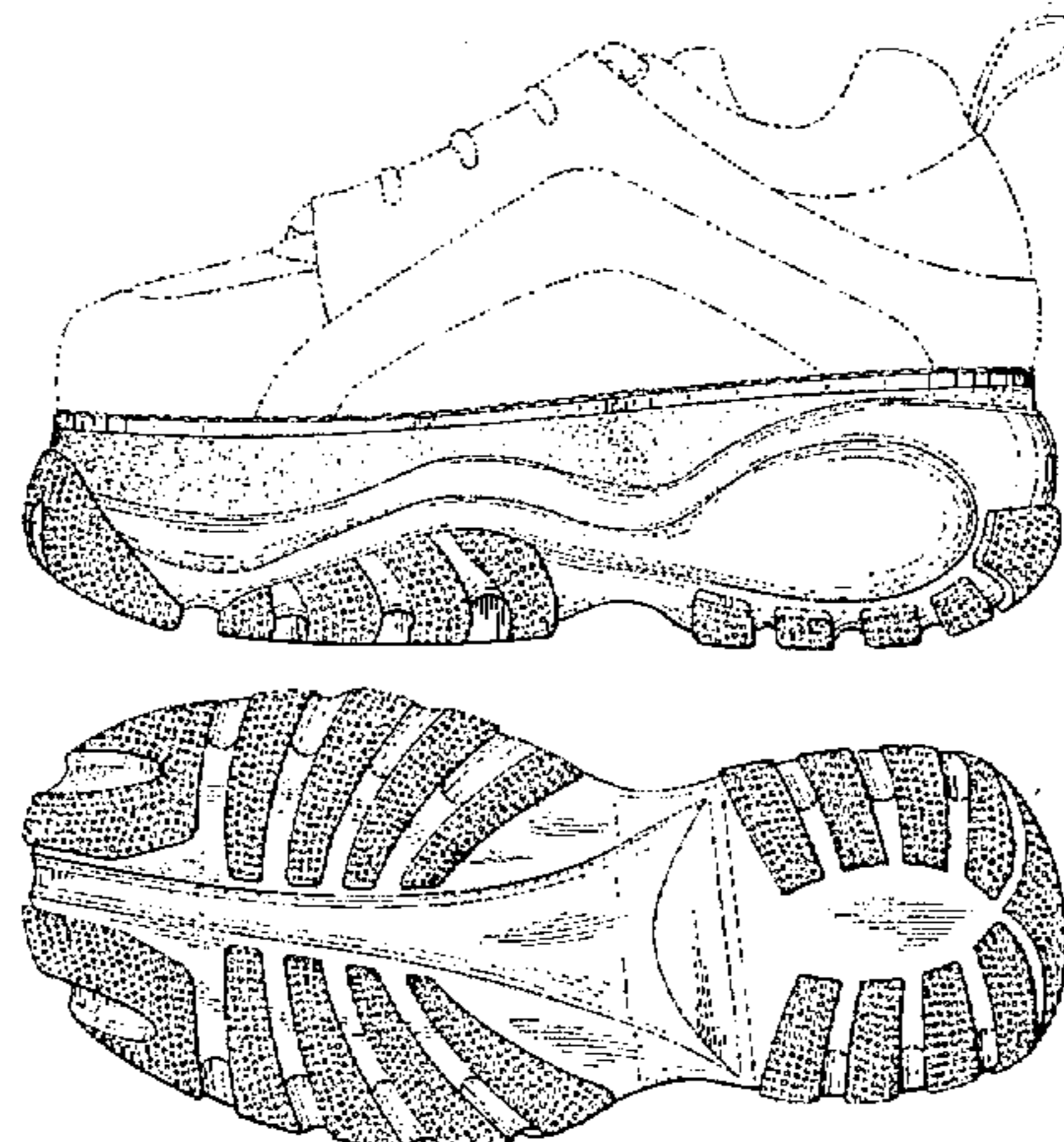
[56] **References Cited**

U.S. PATENT DOCUMENTS

- D. 52,217 7/1918 Haynes D2/951
- D. 99,934 4/1936 Fowler .
- D. 112,429 12/1938 Tebbutt .
- D. 146,505 3/1947 Kavenagh .
- D. 163,960 7/1951 Oakley D2/951
- D. 169,556 5/1953 Maling D2/947
- D. 235,701 7/1975 Famolare, Jr. D2/947
- D. 240,281 6/1976 Russell .
- D. 242,091 11/1976 Tomero .
- D. 244,642 6/1977 Famolare, Jr. .
- D. 245,734 9/1977 Jacobs .
- D. 269,139 5/1983 Stubblefield .
- D. 270,780 10/1983 Hlustik D2/951
- D. 280,356 9/1985 Austin D2/951
- D. 280,568 9/1985 Stubblefield .
- D. 280,950 10/1985 Austin et al. .
- D. 284,519 7/1986 Braga et al. D2/951
- D. 285,984 10/1986 Tong et al. .
- D. 286,342 10/1986 Stubblefield .
- D. 295,459 5/1988 Zuidema et al. .
- D. 296,151 6/1988 Mourad .
- D. 296,724 7/1988 Peterson .
- D. 298,285 11/1988 Tong .
- D. 298,683 11/1988 Kelley et al. .
- D. 301,392 6/1989 Le .

- D. 301,936 7/1989 Swett .
- D. 305,381 1/1990 Mitsui .
- D. 307,510 5/1990 Issler .
- D. 319,724 9/1991 Issler .
- D. 319,725 9/1991 Claveria .
- D. 322,156 12/1991 Hase .
- D. 325,805 5/1992 Herber .
- D. 326,014 5/1992 Issler .
- D. 326,355 5/1992 Cotsidas .
- D. 331,488 12/1992 Norton et al. D2/951
- D. 331,490 12/1992 Bramani .
- D. 332,863 2/1993 Lucas .
- D. 340,130 10/1993 Blissett .
- D. 340,571 10/1993 Novy .
- D. 350,430 9/1994 Pallera .
- D. 352,156 11/1994 Purdom .
- D. 352,157 11/1994 Merceron .
- D. 352,597 11/1994 Cohen .
- D. 353,258 12/1994 Issler .
- D. 354,389 1/1995 Howlett et al. .
- D. 354,845 1/1995 Bramani .
- D. 356,671 3/1995 Blanchini .
- D. 357,571 4/1995 Mitsui .
- D. 363,371 10/1995 Werman D2/957
- D. 363,815 11/1995 Lucarelli D2/960
- D. 364,265 11/1995 Murray .
- D. 364,728 12/1995 Nozu .
- D. 366,354 1/1996 Yoshikawa et al. .
- D. 368,577 4/1996 Mitsui .
- D. 372,575 8/1996 Finn .
- D. 372,576 8/1996 Mills et al. .
- D. 377,109 1/1997 Manfredi .
- D. 379,259 5/1997 Kayano .
- D. 379,861 6/1997 Wunsch .
- D. 390,344 2/1998 Elliott D2/954
- 485,459 11/1892 Crocker .
- 2,394,454 2/1946 Kappeler .
- 3,494,055 2/1970 McSorley .
- 4,501,077 2/1985 Young .
- 4,550,510 11/1985 Stubblefield .
- 4,741,114 5/1988 Stubblefield .
- 4,747,220 5/1988 Autry et al. .
- 5,423,135 6/1995 Poole et al. .
- 5,513,449 5/1996 Gramola .

Primary Examiner—Celia Murphy
Attorney, Agent, or Firm—Marshall A. Lerner, Esq.;
Bradford E. Mattes, Esq.; Kleinberg & Lerner, LLP



[57]

CLAIM

The ornamental design for a shoe bottom, as shown and described.

DESCRIPTION

FIG. 1 is a perspective view of the front, right and bottom of a shoe bottom showing my new design. The broken line showing of the shoe upper is for illustrative purposes only

and forms no part of the claimed design;
FIG. 2 is a right side elevational view thereof;
FIG. 3 is a left side elevational view thereof;
FIG. 4 is a bottom plan view thereof;
FIG. 5 is a top plan view thereof;
FIG. 6 is a front elevational view thereof; and,
FIG. 7 is a rear elevational view thereof.

1 Claim, 6 Drawing Sheets

FIG. 1

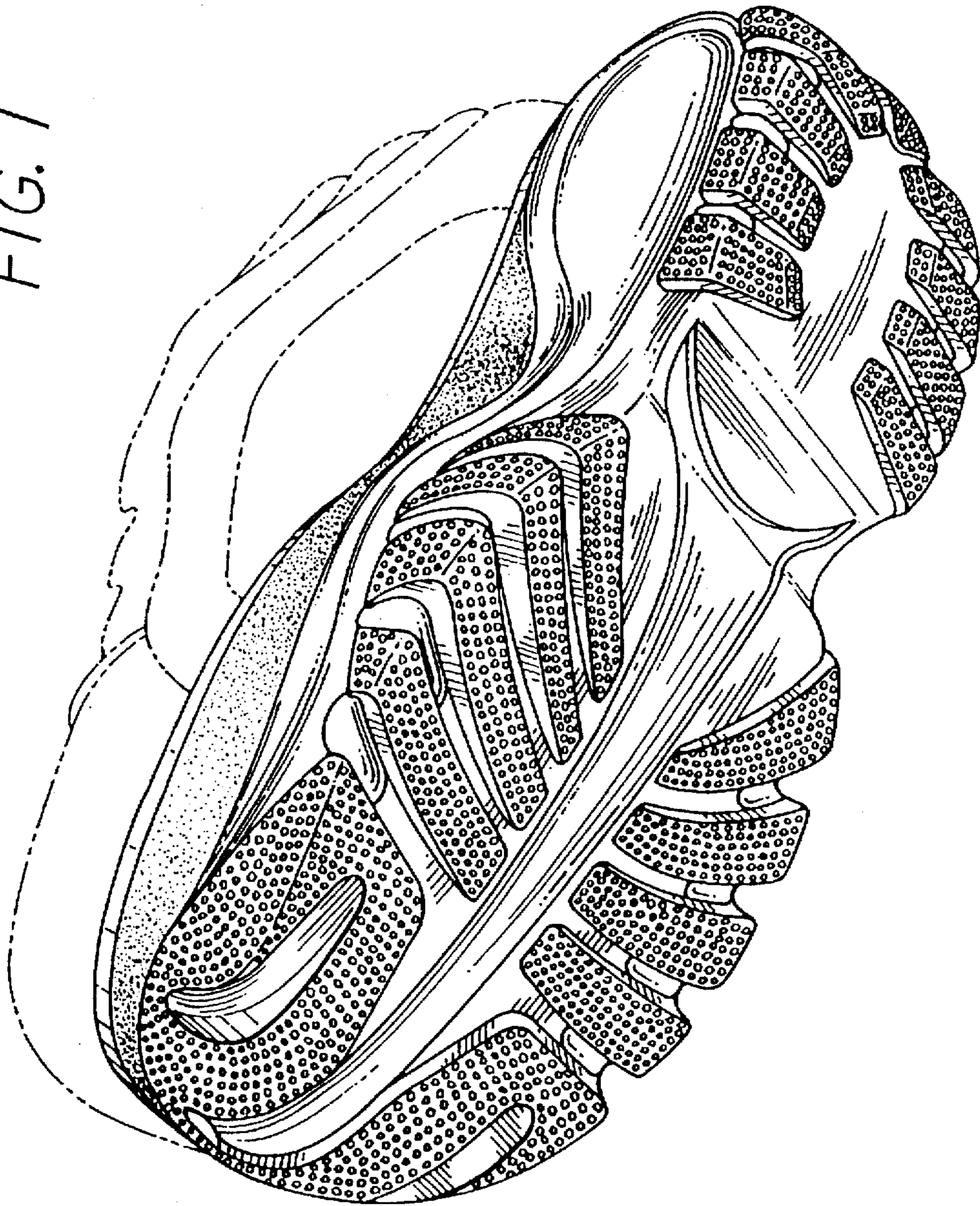


FIG. 2

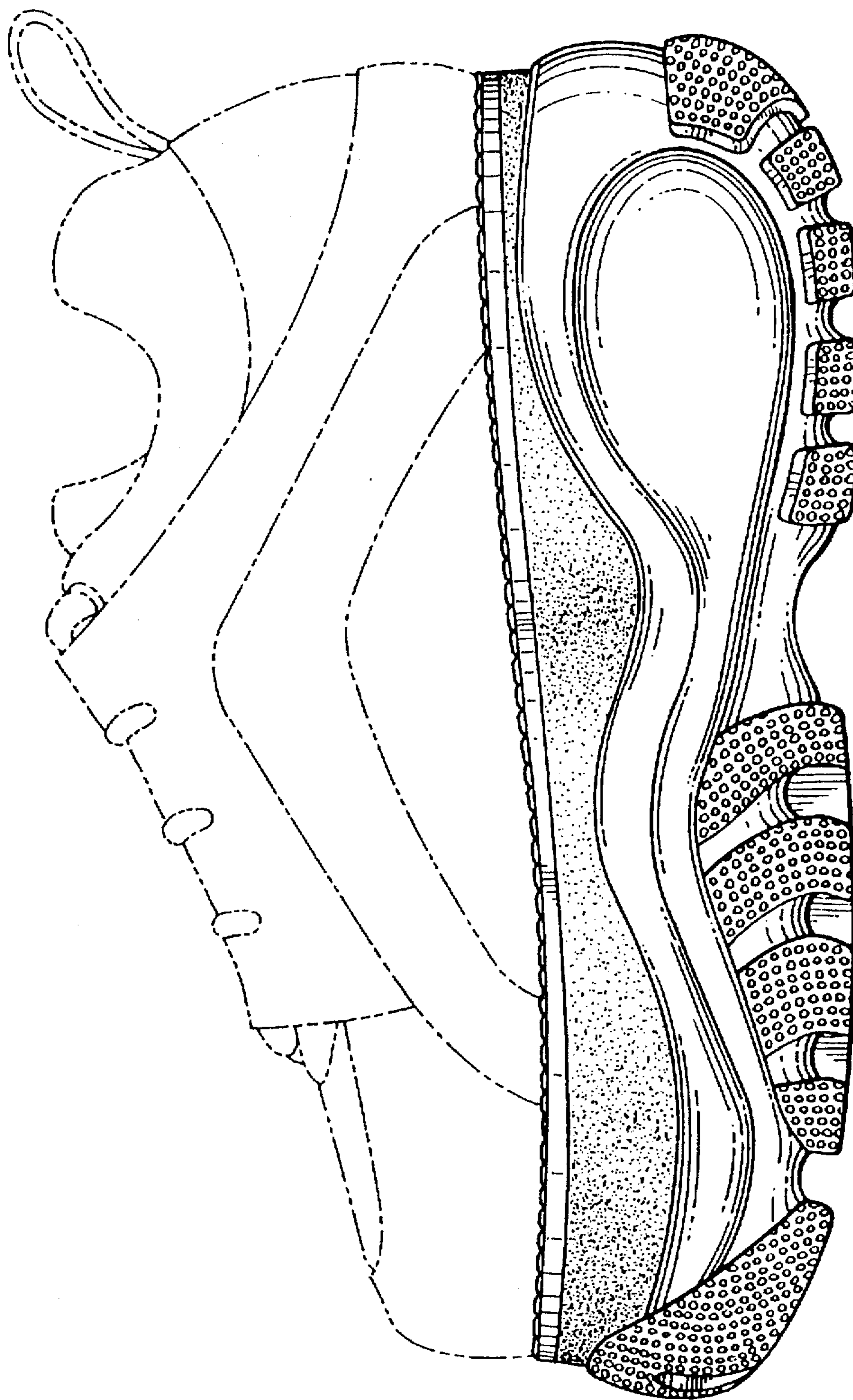


FIG. 3

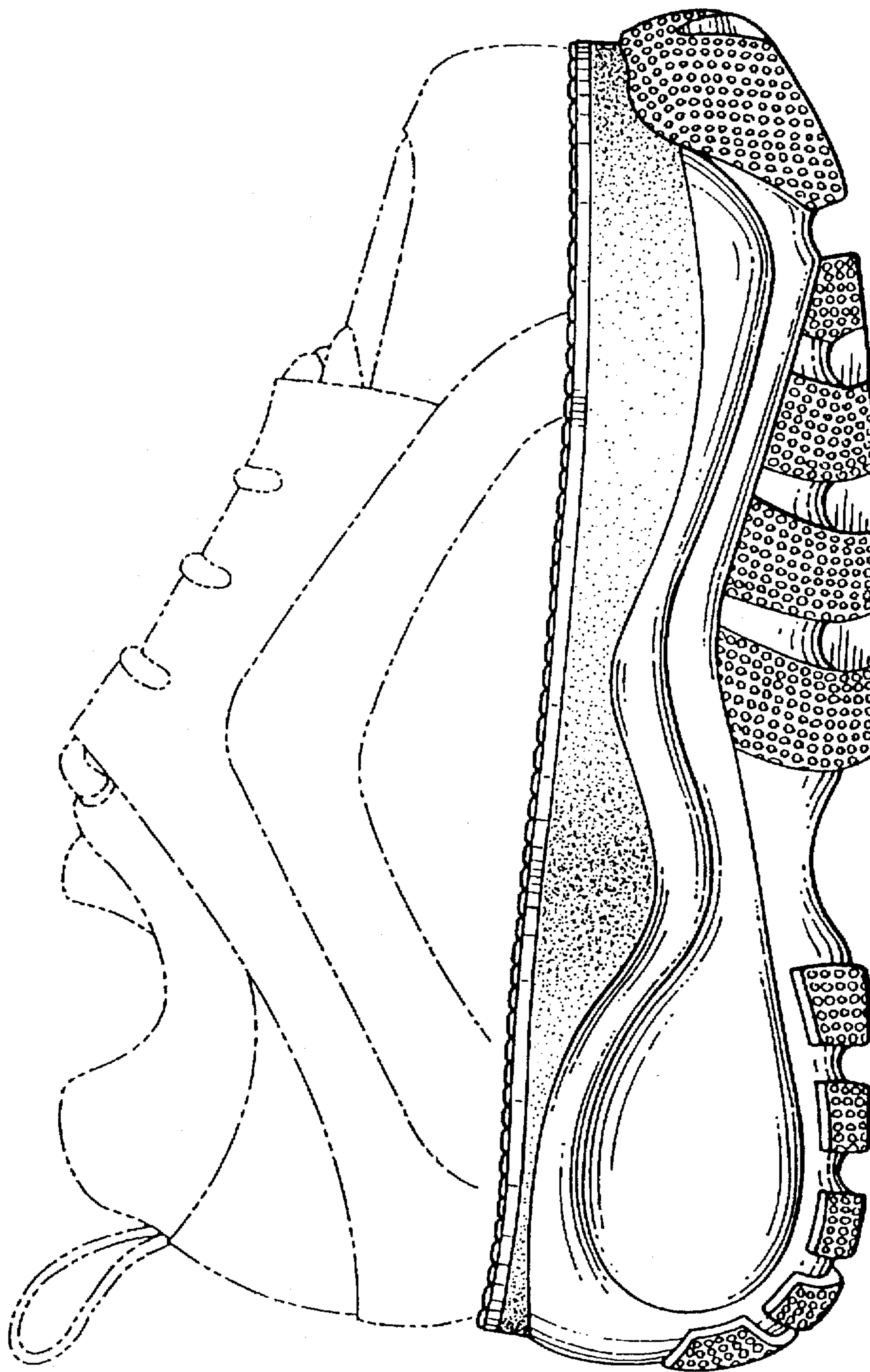


FIG. 4

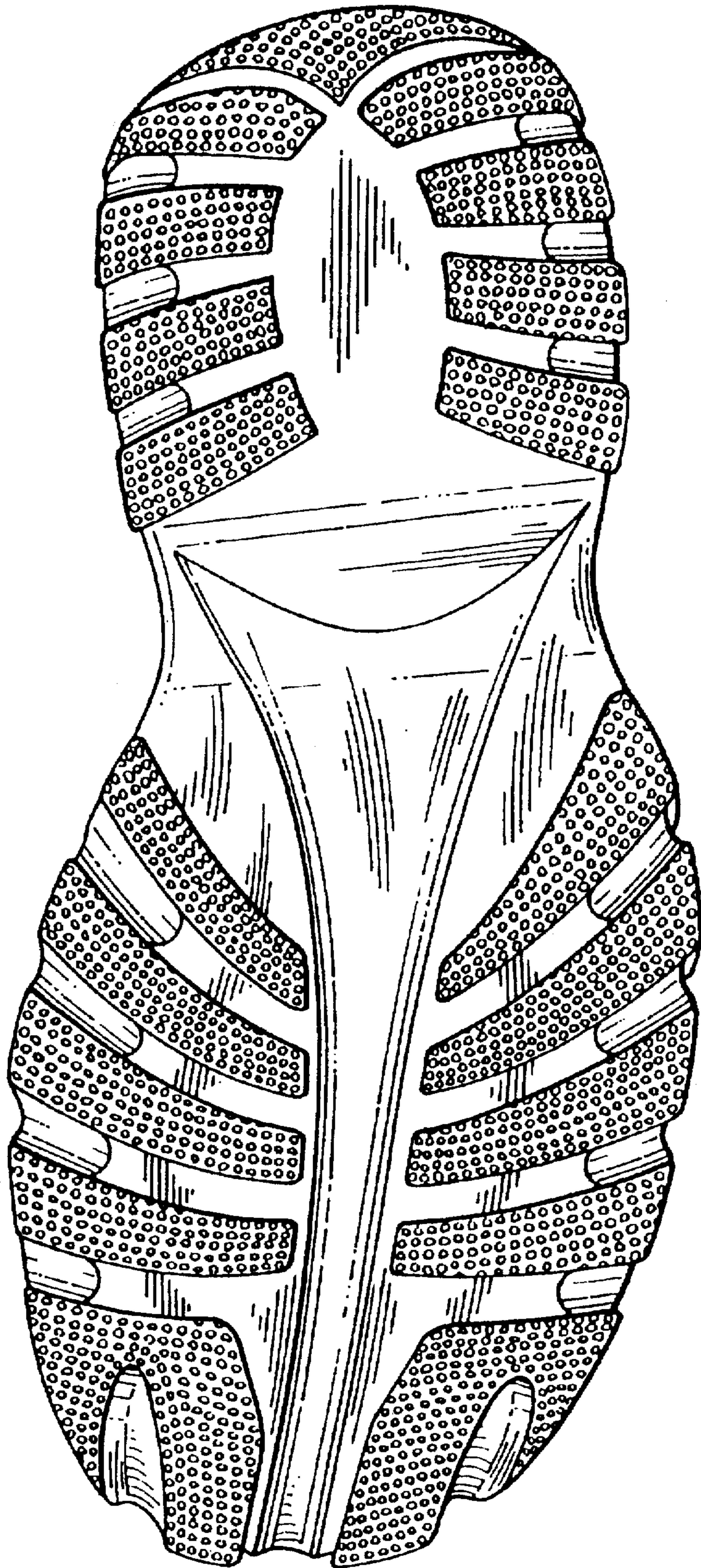
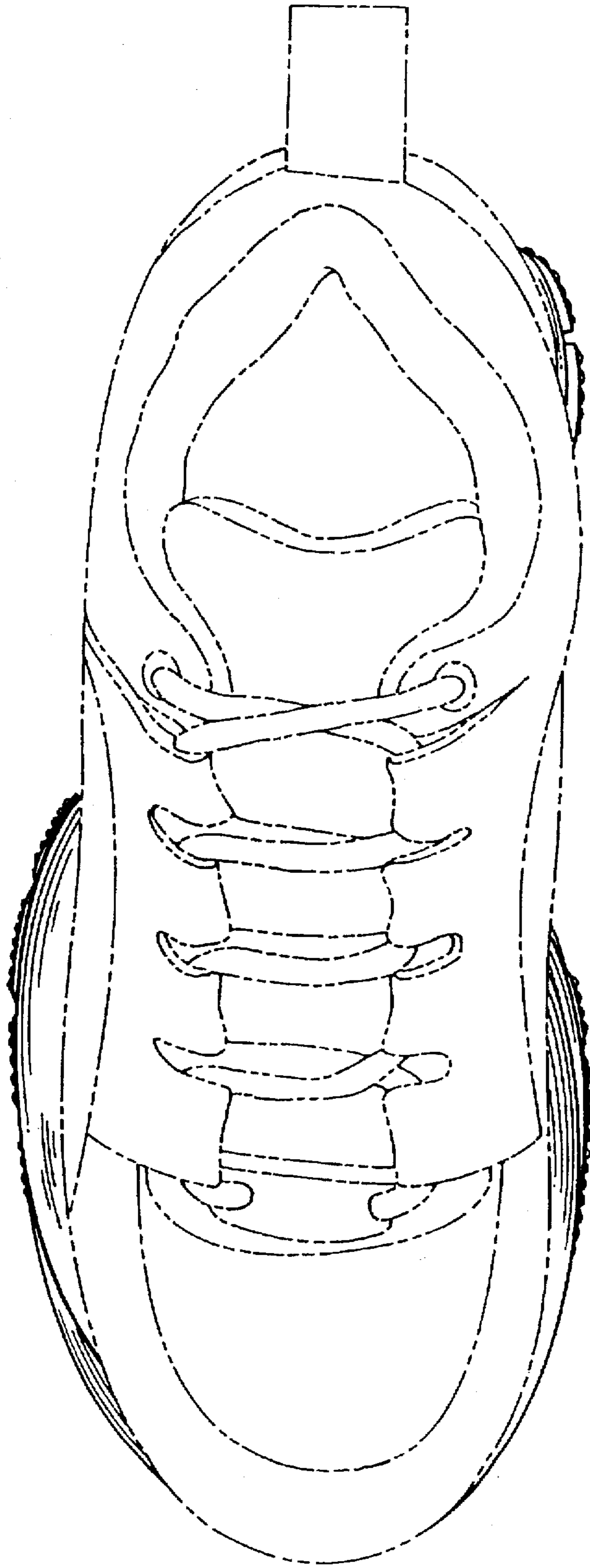


FIG. 5



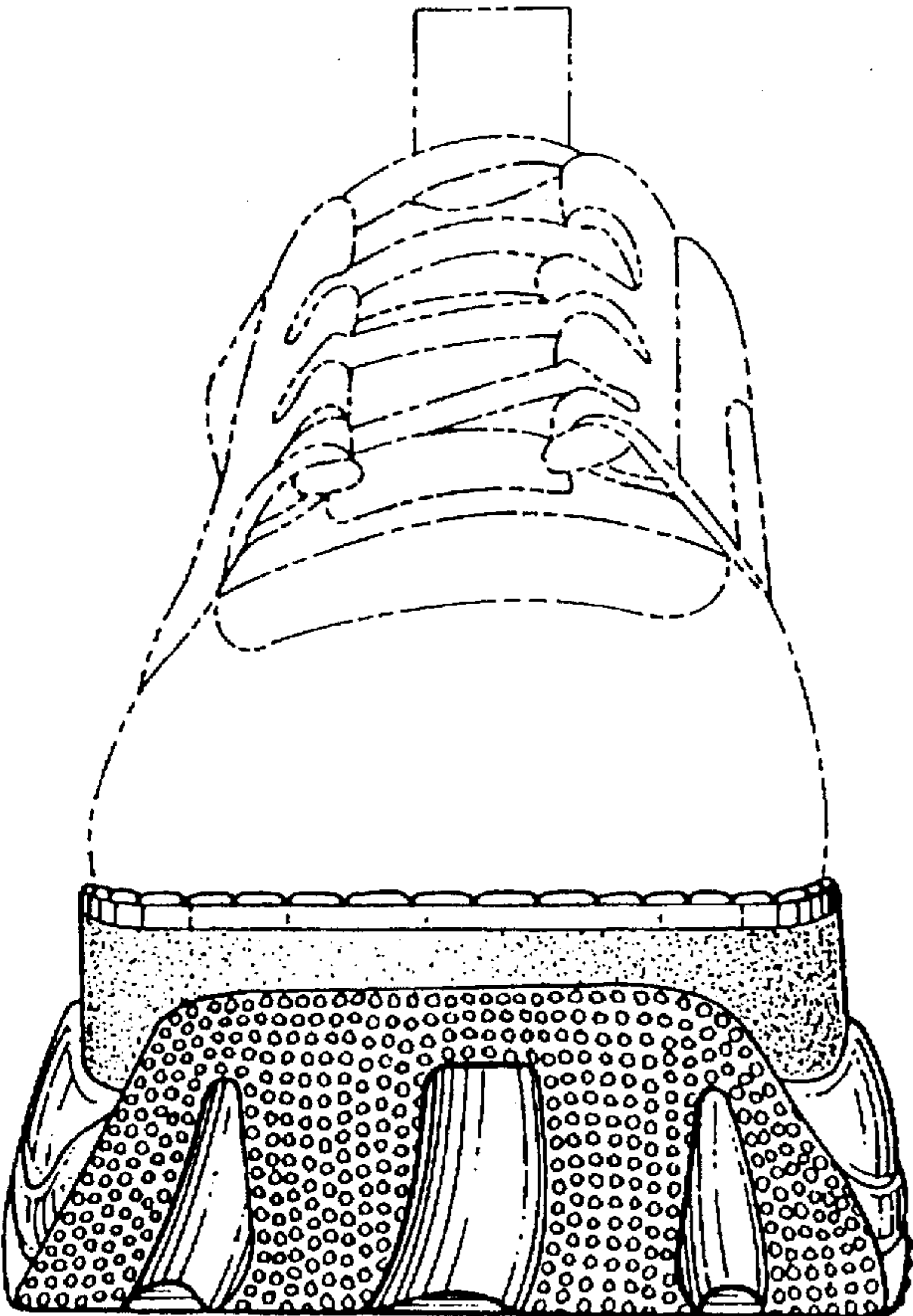


FIG. 6

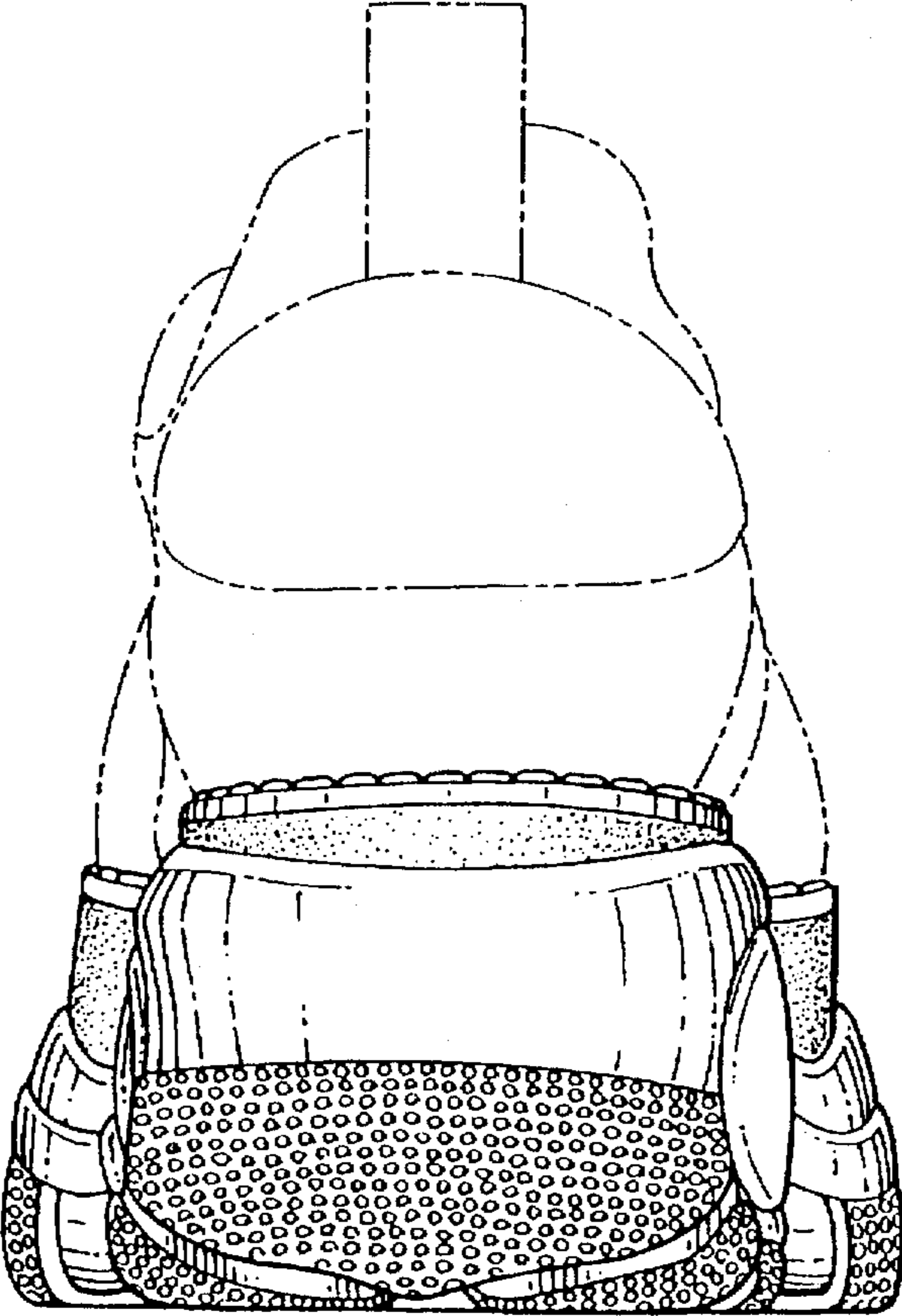


FIG. 7