



US00D407886S

United States Patent [19]
Marable

[11] **Patent Number: Des. 407,886**
[45] **Date of Patent: **Apr. 13, 1999**

[54] **COMFY STRAPS**

[76] **Inventor: Yolanda Linette Marable, 223 Earnhart St., Shelbyville, Tenn. 37160**

[**] **Term: 14 Years**

[21] **Appl. No.: 29/025,250**

[22] **Filed: Jun. 28, 1994**

Related U.S. Application Data

[63] **Continuation of application No. 29/012,045, Aug. 23, 1993, abandoned.**

[51] **LOC (6) Cl. 02-07**

[52] **U.S. Cl. D2/639**

[58] **Field of Search D2/624, 639; 280/733, 280/808; 297/482**

[56] **References Cited**

U.S. PATENT DOCUMENTS

- D. 275,153 8/1984 Weinreb D3/327
- D. 298,386 11/1988 Hirahara D3/327

- D. 317,829 7/1991 Willett et al. D2/639
- 2,643,380 6/1953 Blair 297/482
- 3,291,528 12/1966 Sencabaugh 297/482
- 4,348,037 9/1982 Law et al. 280/733
- 4,619,468 10/1986 Spill 280/801
- 4,678,205 7/1987 Wold 297/482
- 4,693,495 9/1987 LaPointe 280/808
- 4,741,574 5/1988 Weightman et al. 297/482
- 4,879,768 11/1989 McClees et al. 2/268

Primary Examiner—Paula A. Mortimer

[57] **CLAIM**

The ornamental design for the comfy straps, as shown and described.

DESCRIPTION

FIG. 1 is a front elevational view of the comfy straps showing my new design;
 FIG. 2 is a rear elevational view thereof;
 FIG. 3 is a left side elevational view thereof;
 FIG. 4 is a right side elevational view thereof;
 FIG. 5 is a top plan view thereof; and,
 FIG. 6 is a bottom plan view thereof.

1 Claim, 2 Drawing Sheets

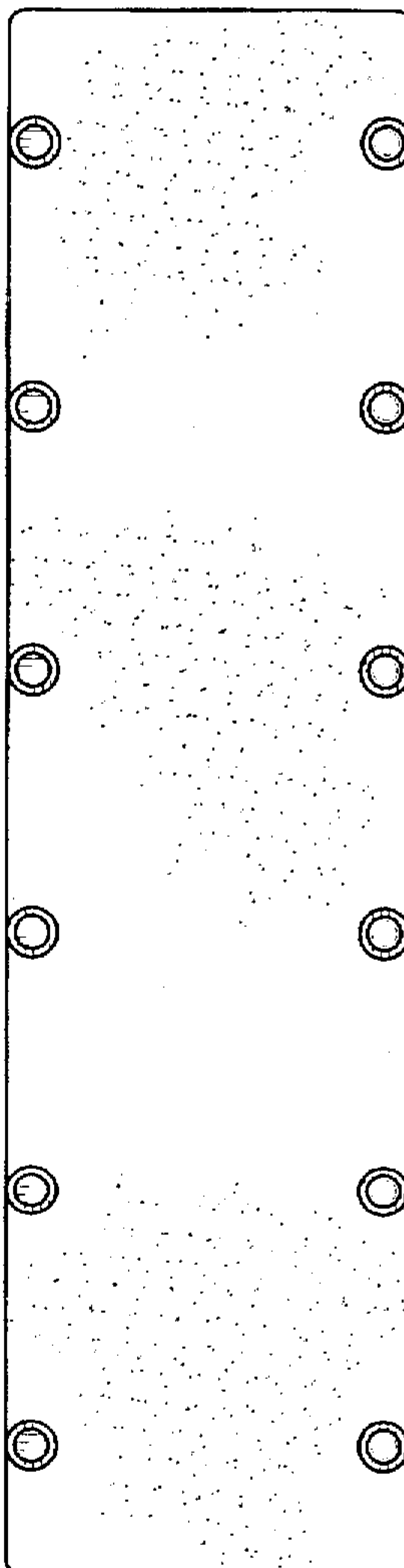


FIG. 1

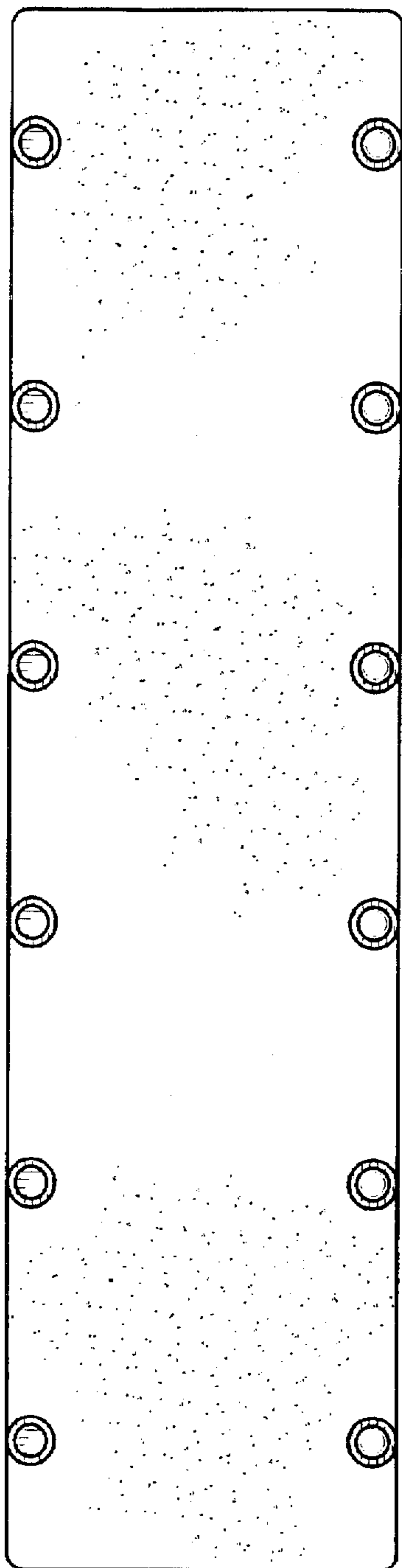


FIG. 2

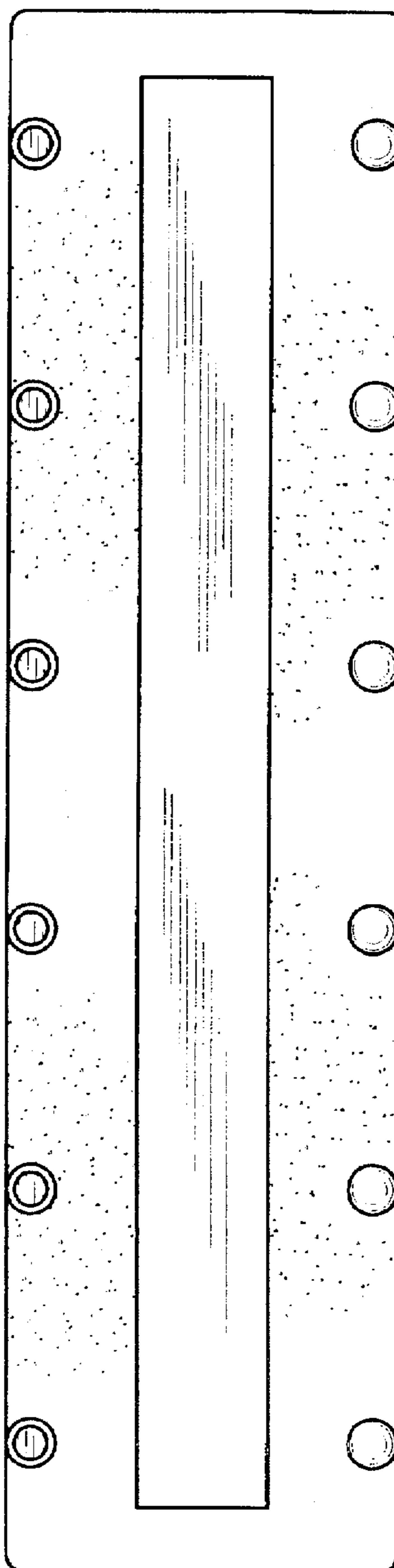


FIG. 3

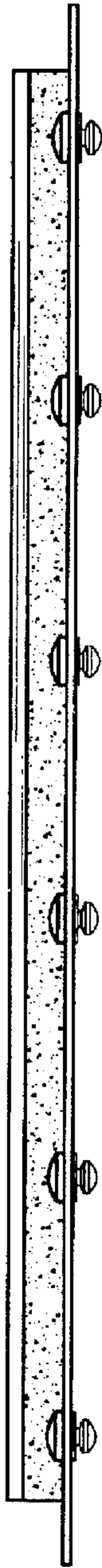


FIG. 4




FIG. 5




FIG. 6

