



US00D407877S

# United States Patent [19] Chou

[11] **Patent Number: Des. 407,877**  
[45] **Date of Patent: \*\*Apr. 6, 1999**

[54] **SPIKE CLEANER**

[76] Inventor: **Joseph Chou**, 5405 Encinita Ave.,  
Temple City, Calif. 91780

[\*\*] Term: **14 Years**

[21] Appl. No.: **66,018**

[22] Filed: **Feb. 3, 1997**

[51] **LOC (6) Cl. .... 08-99**

[52] **U.S. Cl. .... D32/47; D4/116; D21/234**

[58] **Field of Search .... D32/35, 45, 47;  
15/237, 236.1, 112; D4/132, 133, 116, 118,  
135, 110; 8/21, 27; D21/234; D24/149**

[56] **References Cited**

**U.S. PATENT DOCUMENTS**

- D. 191,498 10/1961 Chamberlain ..... D21/234 X
- D. 273,663 5/1984 Kahn ..... D4/116 X
- D. 339,235 9/1993 Hirzel ..... D4/116 X

- D. 348,500 7/1994 Mortenson et al. .... D32/47 X
- D. 358,646 5/1995 Weber ..... D4/118 X
- D. 370,098 5/1996 Chou ..... D4/118 X
- D. 376,880 12/1996 Liebscher ..... D21/234 X

*Primary Examiner*—Susan J. Lucas  
*Assistant Examiner*—Cynthia E. Ramirez  
*Attorney, Agent, or Firm*—David and Raymond; Raymond  
Y. Chan

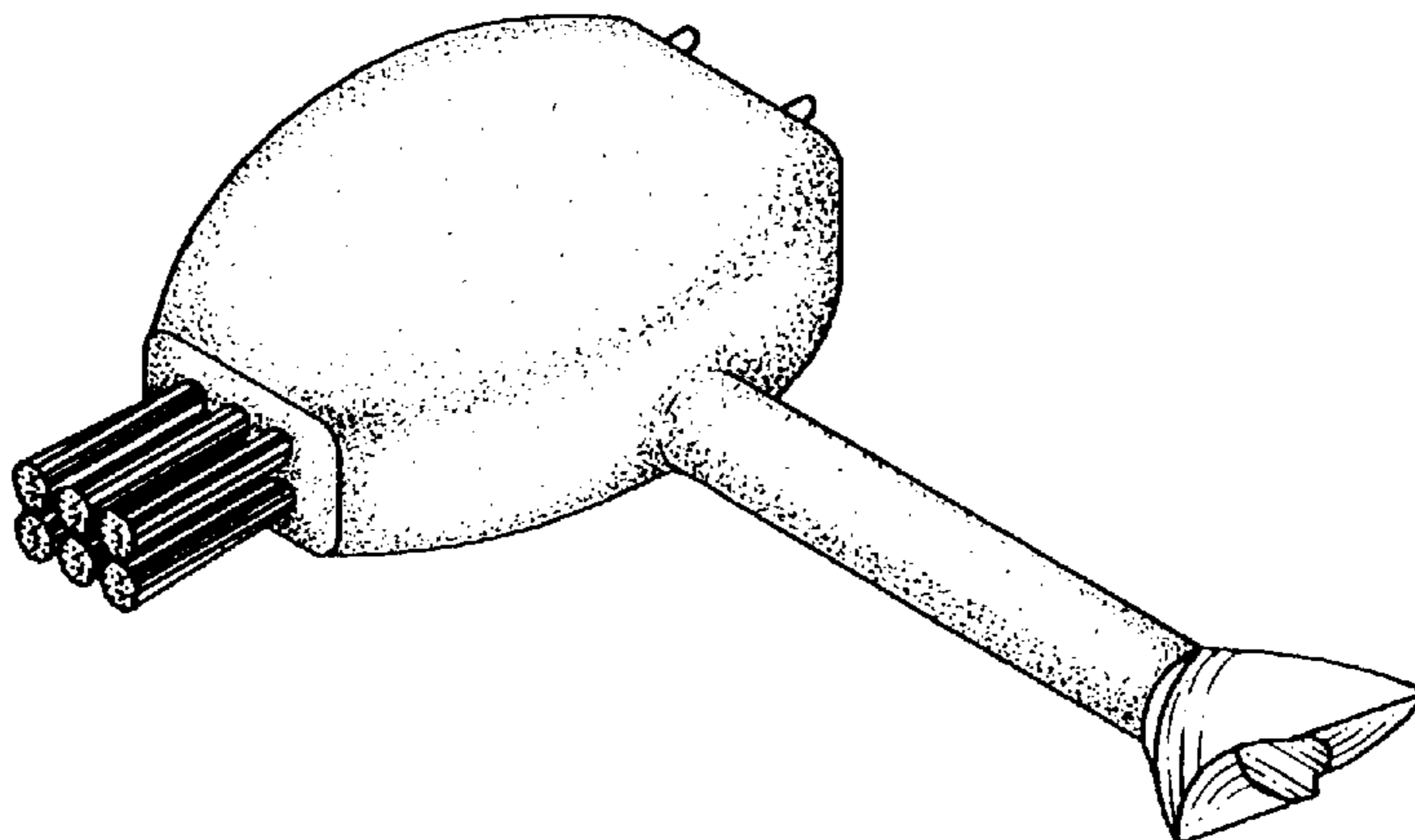
[57] **CLAIM**

The ornamental design for a spike cleaner, as shown.

**DESCRIPTION**

FIG. 1 is a perspective view showing my new design;  
FIG. 2 is a front view thereof, the rear being mirror image;  
FIG. 3 is a left end view thereof;  
FIG. 4 is a right end view thereof;  
FIG. 5 is a top view thereof; and,  
FIG. 6 is a bottom view thereof.

**1 Claim, 3 Drawing Sheets**



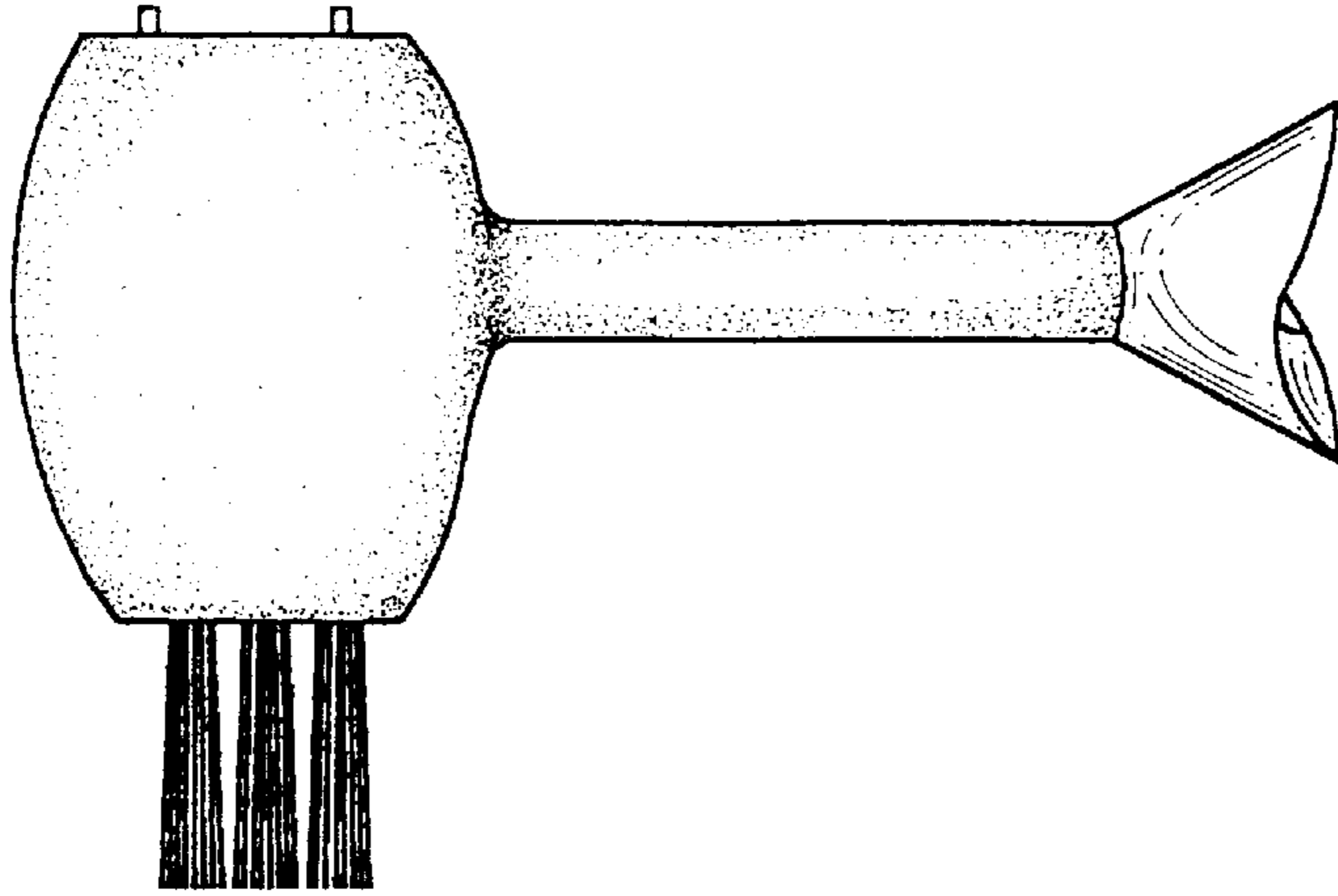


FIG. 2

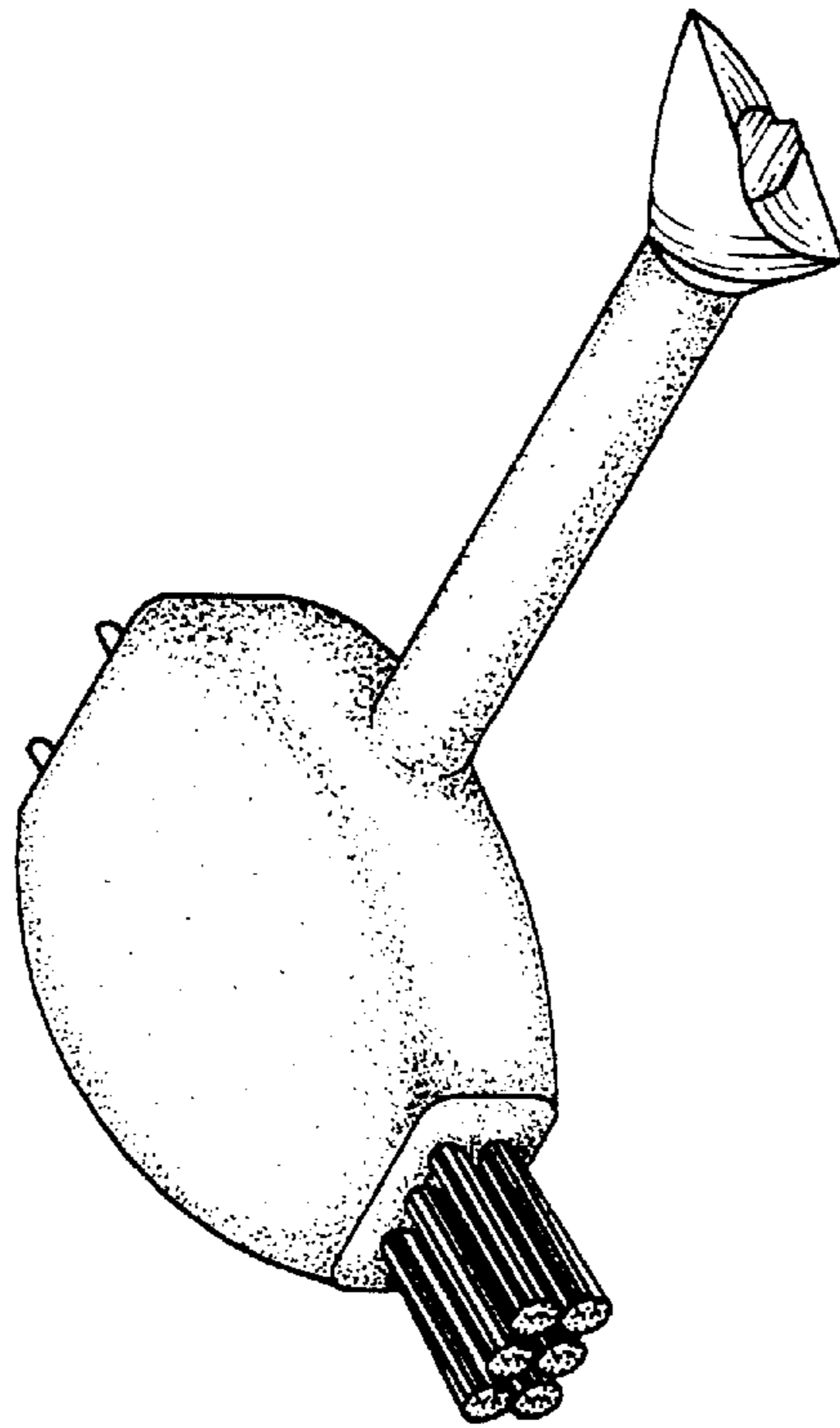


FIG. 1



FIG. 4




FIG. 3

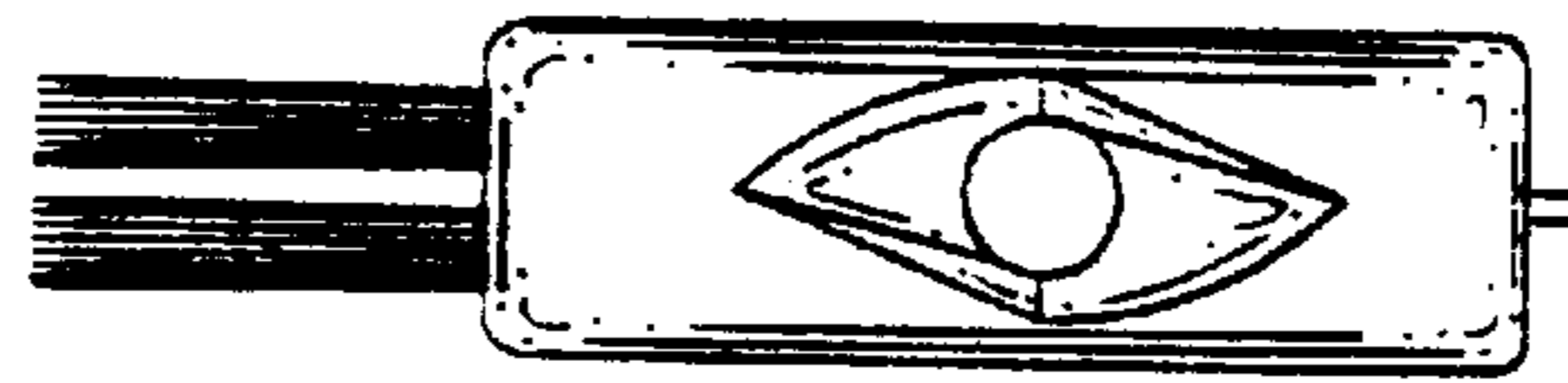


FIG. 5




FIG. 6