



US00D407866S

United States Patent [19]
Perrulli

[11] **Patent Number: Des. 407,866**

[45] **Date of Patent: **Apr. 6, 1999**

- [54] **WAIST MOUNTED DOG LEASH**
- [75] Inventor: **Joseph T. Perrulli**, Pound Ridge, N.Y.
- [73] Assignee: **Commonwealth Industries, Inc.**, Burlington, Mass.
- [**] Term: **14 Years**
- [21] Appl. No.: **80,418**
- [22] Filed: **Dec. 9, 1997**
- [51] **LOC (6) Cl.** **30-99**
- [52] **U.S. Cl.** **D30/153**
- [58] **Field of Search** D30/151-154;
D29/100, 101; 119/712, 792, 793, 794,
795, 796, 797, 798-802; 128/869, 870,
875, 876, 878, 882

[56] **References Cited**

U.S. PATENT DOCUMENTS

D. 350,628	9/1994	Williams	D30/153
3,721,216	3/1973	Lippe et al.	119/106
4,324,204	4/1982	Friedman	119/96
4,860,560	8/1989	Lundelius	70/16
5,038,719	8/1991	McDonough	119/110
5,080,045	1/1992	Reese et al.	119/109
5,161,486	11/1992	Brown	119/109

OTHER PUBLICATIONS

Drawing, Innovative Sports Product Group, PuppyPull™ dog leash claimed to be sold since 1990. Oregon Trail Group, Inc., Website, 3 pages, at least by Jun. 6, 1997.

“More Information About DogRunner®”, Website, 6 pgs., at least by Jun. 6, 1997.
“Walk-A-Dog™ Hands-Free Leash Belt”, one page, at least by Nov. 26, 1997.
Spirit Dog®, “Length-Adjustable Leash”, one page, at least by Nov. 26, 1997.

Primary Examiner—Louis S. Zarfes
Assistant Examiner—Eric Watterson
Attorney, Agent, or Firm—Hamilton, Brook, Smith & Reynolds, P.C.

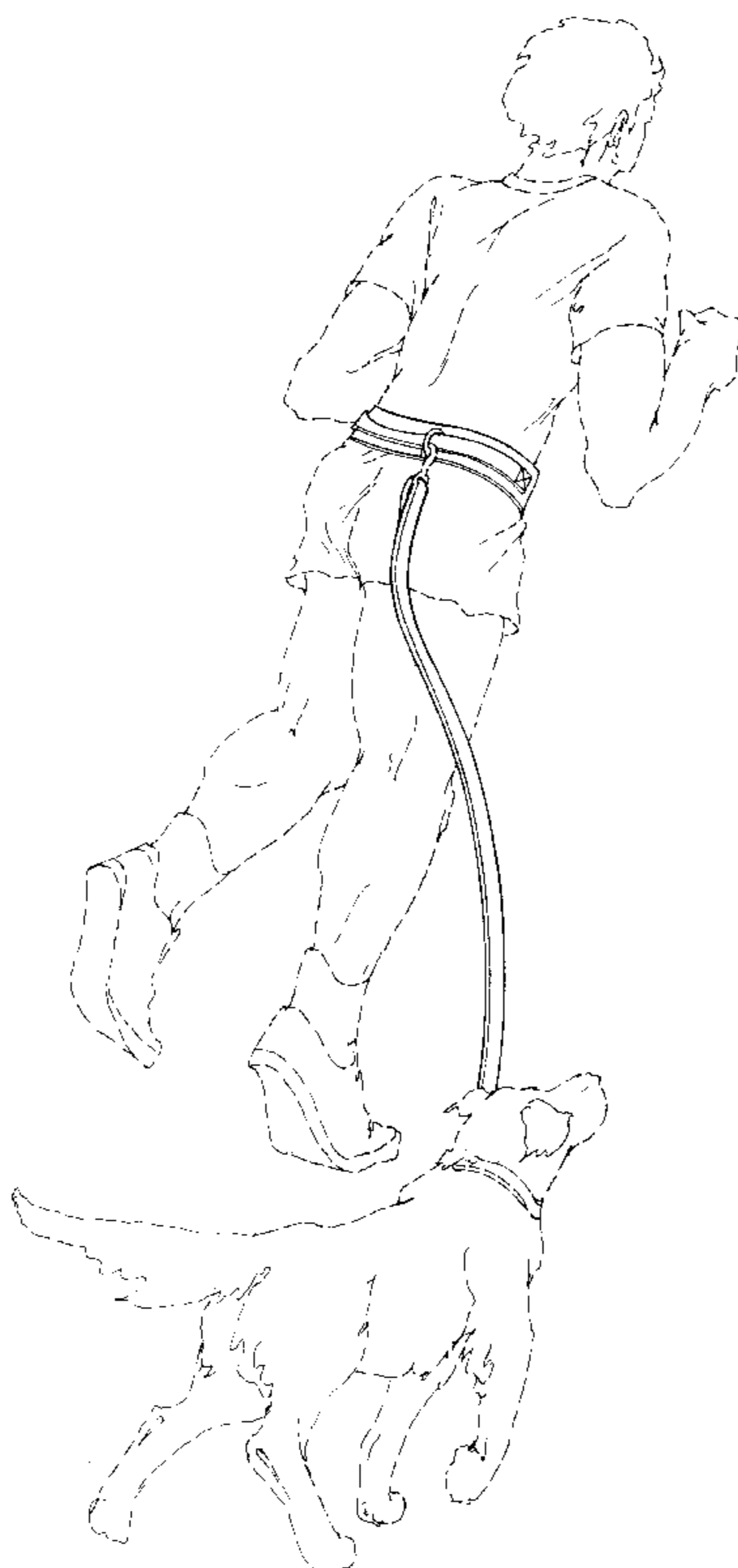
[57] **CLAIM**

The ornamental design for a waist mounted dog leash, as shown and described.

DESCRIPTION

FIG. 1 is a side view of the present invention a waist mounted dog leash showing the belt portion and lead portion with the belt portion unbuckled;
FIG. 2 is an opposite side view of the belt portion, without the lead portion attached;
FIG. 3 is a perspective view of the dog leash with the belt portion worn about the waist of a person and the lead portion secured to a dog; and,
FIG. 4 is a top view of the present invention dog leash with the belt portion buckled together.
The broken line showing is for illustrative purposes only and forms no part of the claimed design.
The lead portion being shown broken away for ease of illustration.

1 Claim, 3 Drawing Sheets






FIG. 2

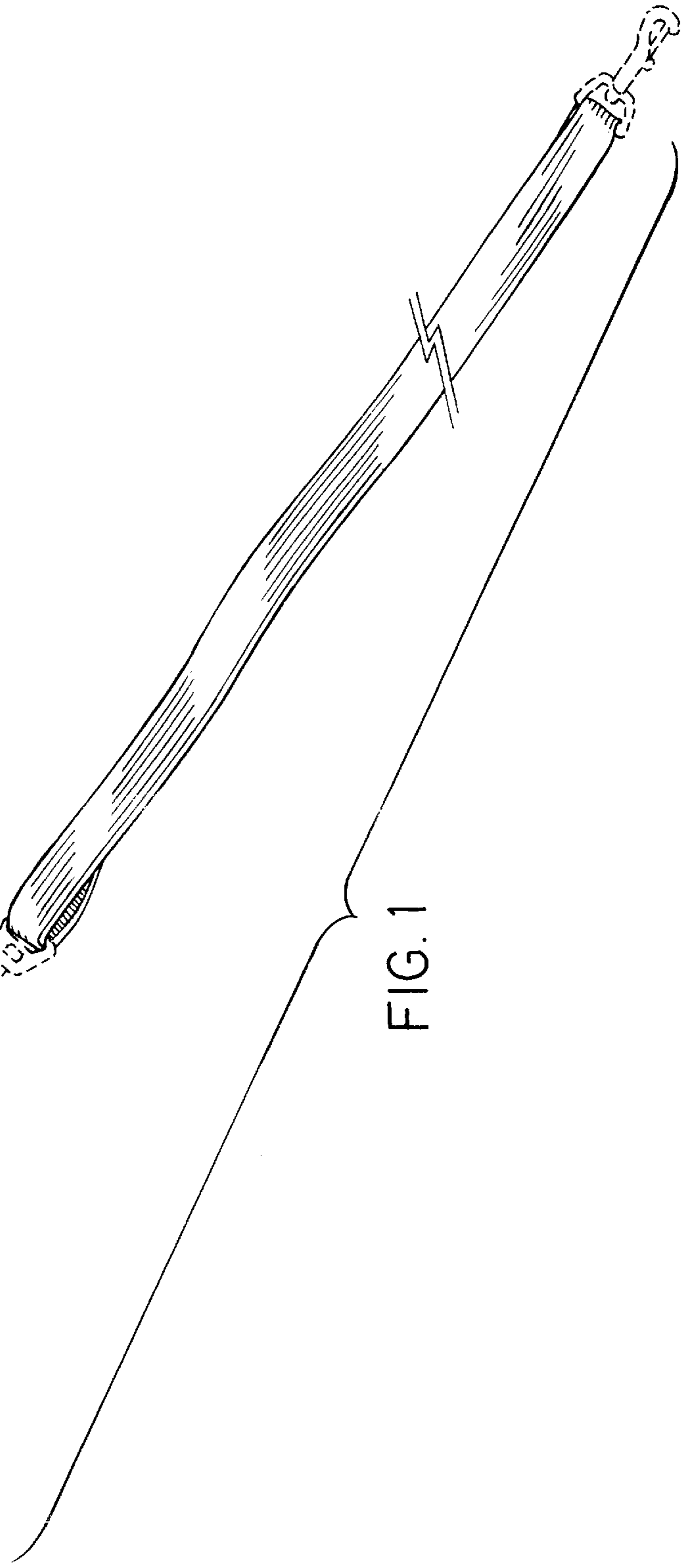
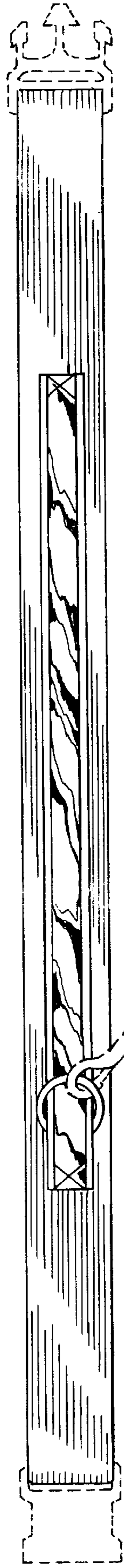
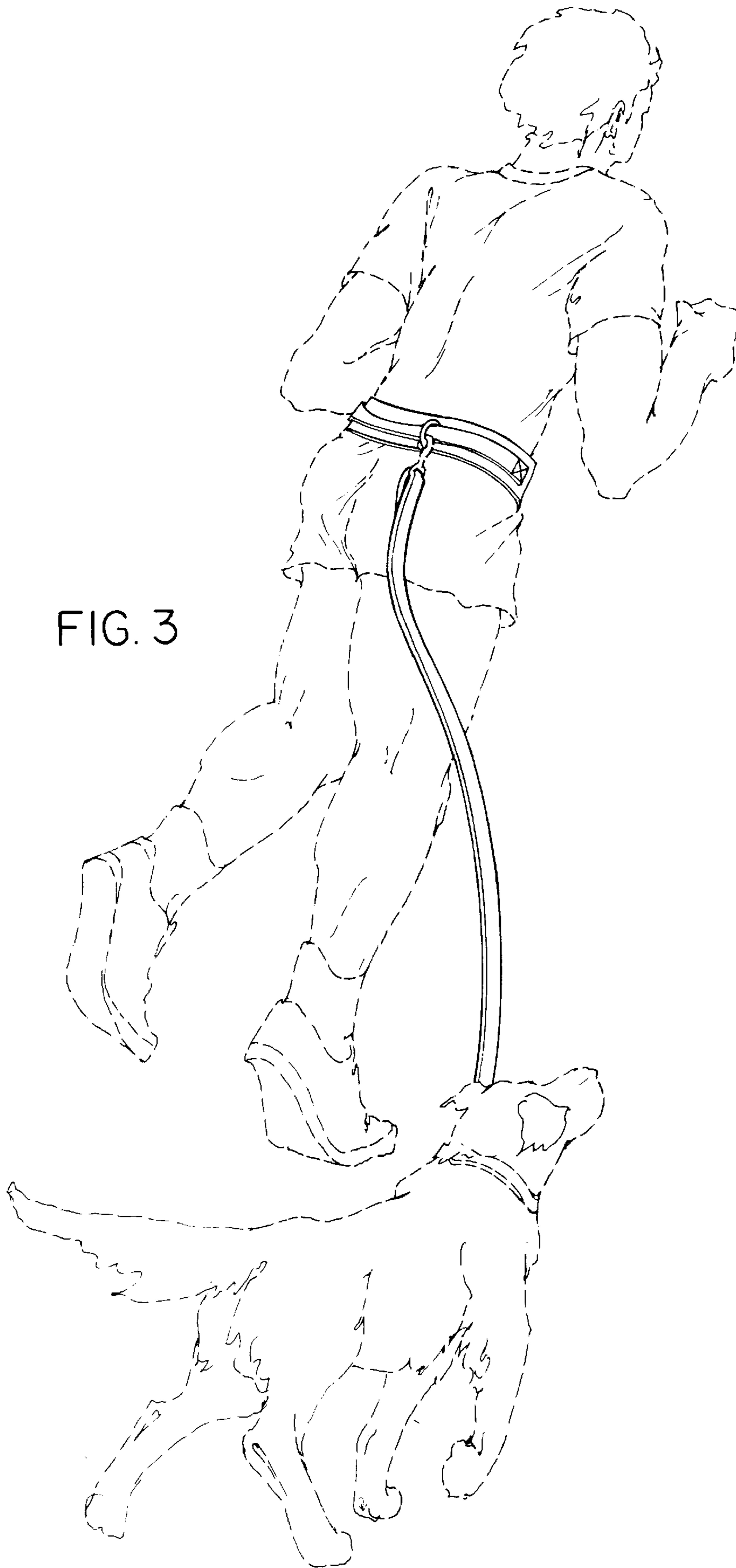


FIG. 1

FIG. 3



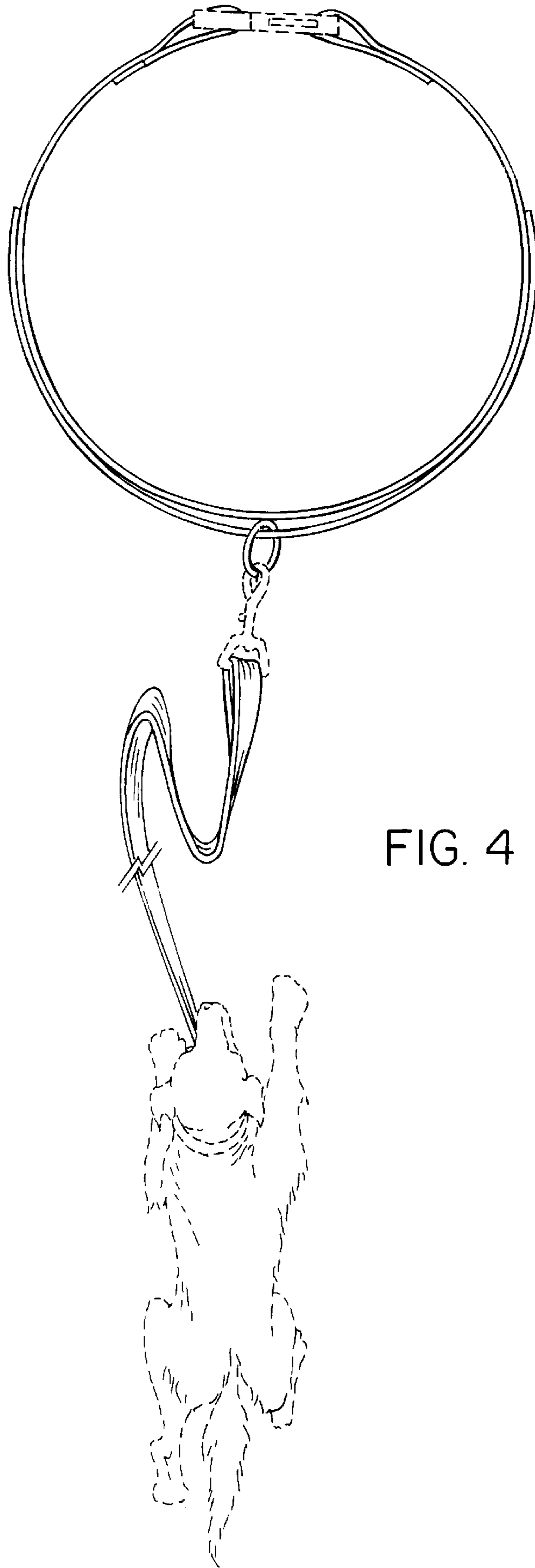


FIG. 4