



US00D407851S

# United States Patent [19] Shurtleff

[11] Patent Number: **Des. 407,851**

[45] Date of Patent: **\*\*Apr. 6, 1999**

[54] **RAZOR HANDLE**

[75] Inventor: **Jill Marie Shurtleff**, South Boston, Mass.

[73] Assignee: **The Gillette Company**, Boston, Mass.

[\*\*] Term: **14 Years**

[21] Appl. No.: **87,024**

[22] Filed: **Apr. 24, 1998**

[51] **LOC (6) Cl.** ..... **28-03**

[52] **U.S. Cl.** ..... **D28/48; D8/DIG. 7**

[58] **Field of Search** ..... D28/45-48; D8/303, D8/107, DIG. 4-DIG. 10; D4/104, 138; D7/393, 395, 401.2, 642-664; 30/32, 47-51, 526-541; 16/110 R, 110 A, 114 R, 114 B, 114 A, 116 R, 111 R, DIG. 12, DIG. 19

[56] **References Cited**

**U.S. PATENT DOCUMENTS**

D. 19,840	5/1890	Rogers	.....	D7/653
D. 192,298	2/1962	Hvale et al.	.....	D7/395
D. 230,221	1/1974	Glaberson et al.	.....	D28/48
D. 230,222	1/1974	Glaberson et al.	.....	D28/48
D. 248,577	7/1978	Byrne	.....	D28/48
D. 254,692	4/1980	Del Re	.....	D28/46
D. 260,944	9/1981	Gray	.....	D28/46
D. 276,005	10/1984	Fido	.....	D4/104
D. 276,686	12/1984	Jagger	.....	D7/664
D. 279,613	7/1985	Hannemann	.....	D28/48
D. 319,893	9/1991	Pittaway	.....	D28/48
D. 337,660	7/1993	Ricciarelli et al.	.....	D4/138
D. 346,880	5/1994	Meisner et al.	.....	D28/48
D. 351,485	10/1994	Miskin	.....	D28/46
D. 352,568	11/1994	Meisner et al.	.....	D28/48
D. 354,586	1/1995	Grange	.....	D28/46
D. 355,049	1/1995	Yasui	.....	D28/48
D. 362,963	10/1995	Brady et al.	.....	D4/104
D. 363,373	10/1995	Heinzelman et al.	.....	D4/104
D. 373,904	9/1996	Vanderhoef et al.	.....	D4/138
D. 375,206	11/1996	Halm	.....	D4/104

D. 381,887	8/1997	Chen	.....	D8/303
D. 385,659	10/1997	Shurtleff	.....	D28/48
D. 386,821	11/1997	Shurtleff et al.	.....	D28/48
D. 392,418	3/1998	Gray	.....	D28/48
D. 396,754	8/1998	Chang	.....	D4/138
1,373,874	4/1921	Engstrom	.....	30/51
2,370,815	3/1945	Ross	.....	30/74
3,128,551	4/1964	Crown	.....	30/63
5,031,319	7/1991	Althaus et al.	.....	30/526

**FOREIGN PATENT DOCUMENTS**

353-919-A	2/1990	European Pat. Off.	.....	B26B 21/52
615-820-AL	9/1994	European Pat. Off.	.....	B26B 21/52
3031131	4/1982	Germany	.....	A45D 33/36
1481061-A	5/1989	U.S.S.R.	.....	B26B 21/14
2139541	11/1984	United Kingdom	.....	B26B 21/06
DM/027322	9/1993	WIPO	.....	28/3
WO 97/09155	3/1997	WIPO	.....	B26B 21/52
WO 97/37819	10/1997	WIPO	.....	B26B 21/22

*Primary Examiner*—Ted Shooman  
*Assistant Examiner*—C. Tuttle  
*Attorney, Agent, or Firm*—Donal B. Tobin; Edward S. Podszus; Aubrey C. Brine

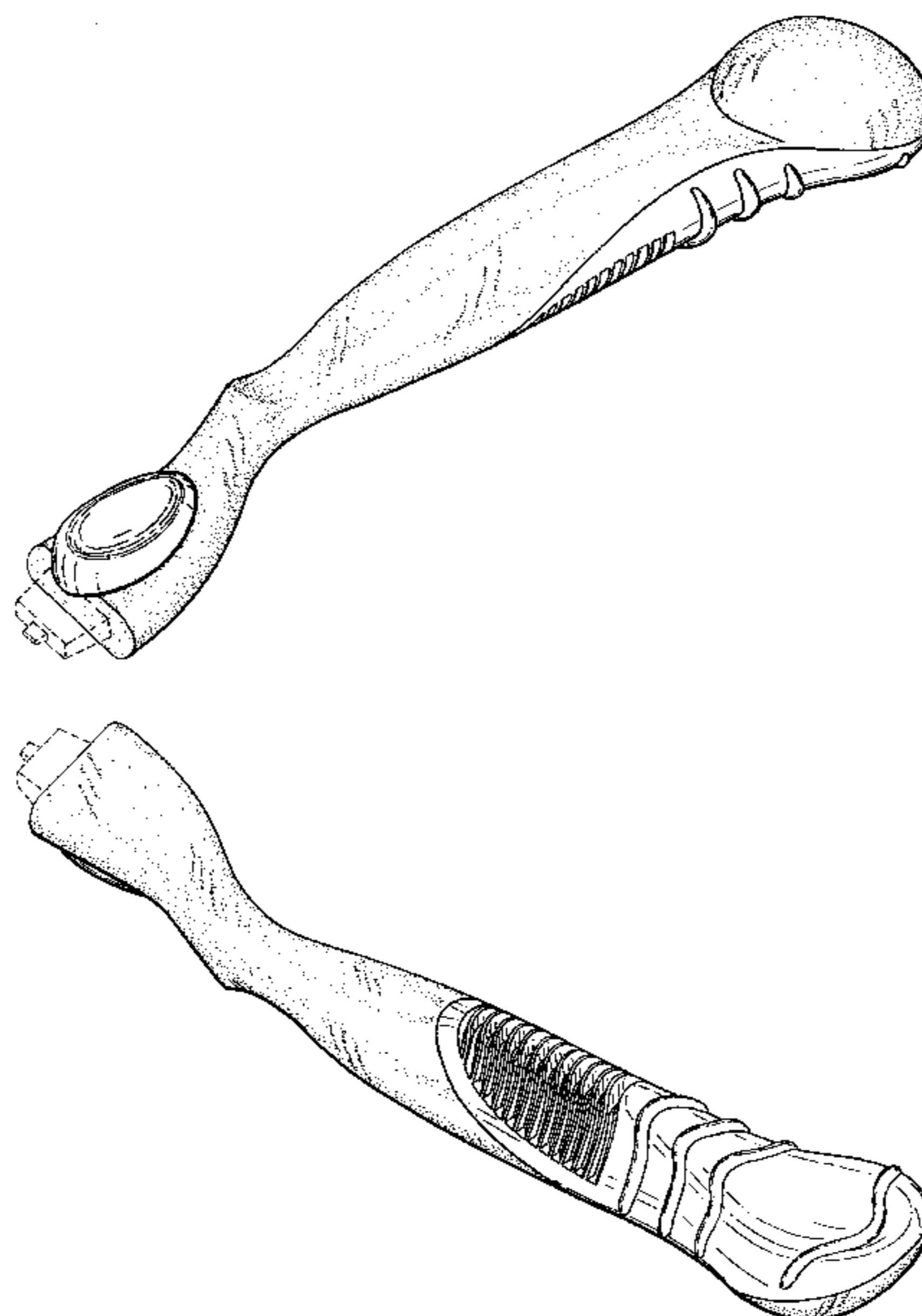
[57] **CLAIM**

The ornamental design for a razor handle, as shown and described.

**DESCRIPTION**

FIG. 1 is a top perspective view of a razor handle showing my new design;  
FIG. 2 is a bottom perspective view thereof;  
FIG. 3 is a top plan view thereof;  
FIG. 4 is a bottom plan view thereof;  
FIG. 5 is a right side elevational view, the left side elevational view being a mirror image thereof;  
FIG. 6 is a front elevational view thereof; and,  
FIG. 7 is a rear elevational view thereof.  
The structures shown in broken lines are for illustrative purposes only and from no part of the claimed design.

**1 Claim, 4 Drawing Sheets**



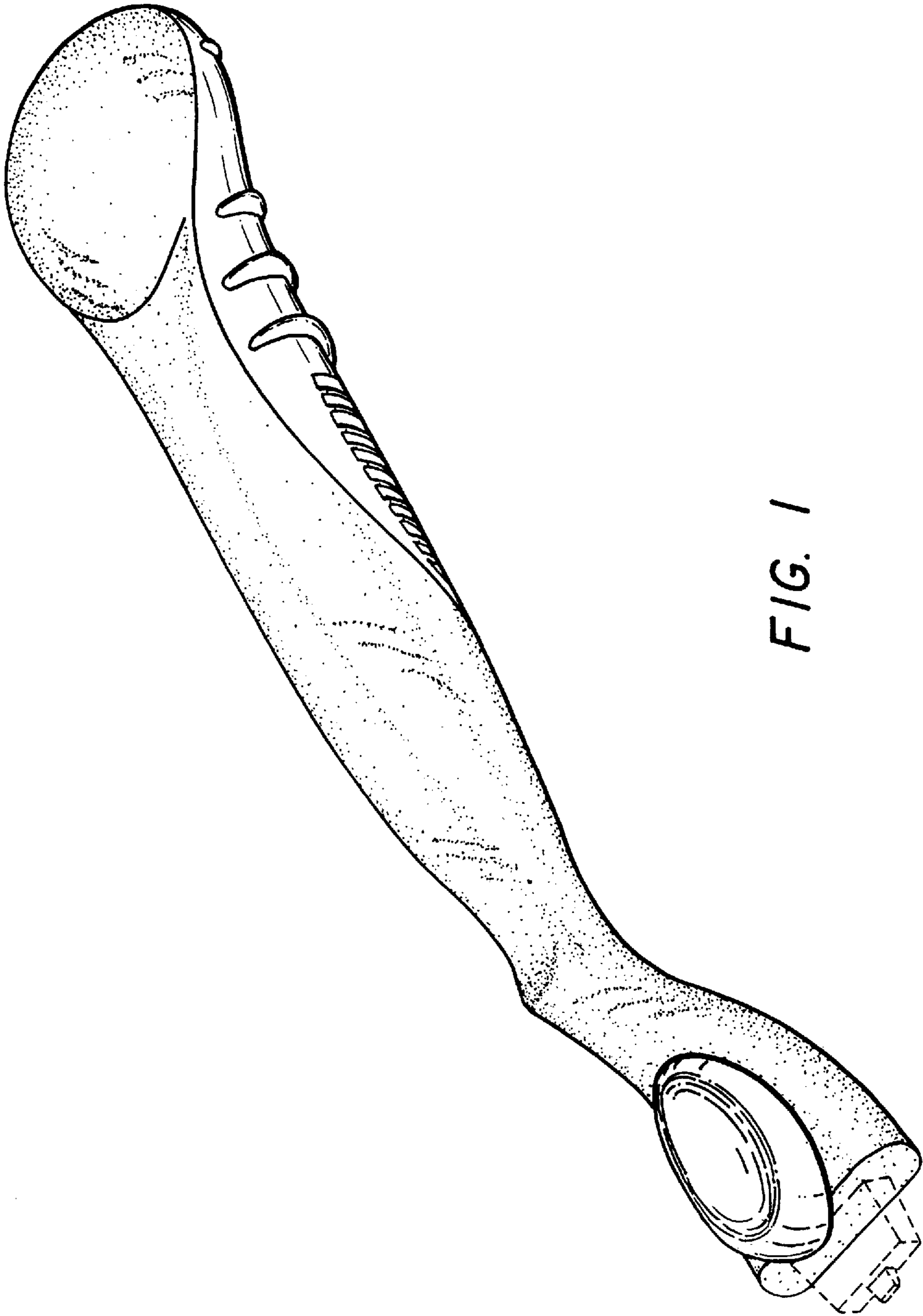


FIG. 1

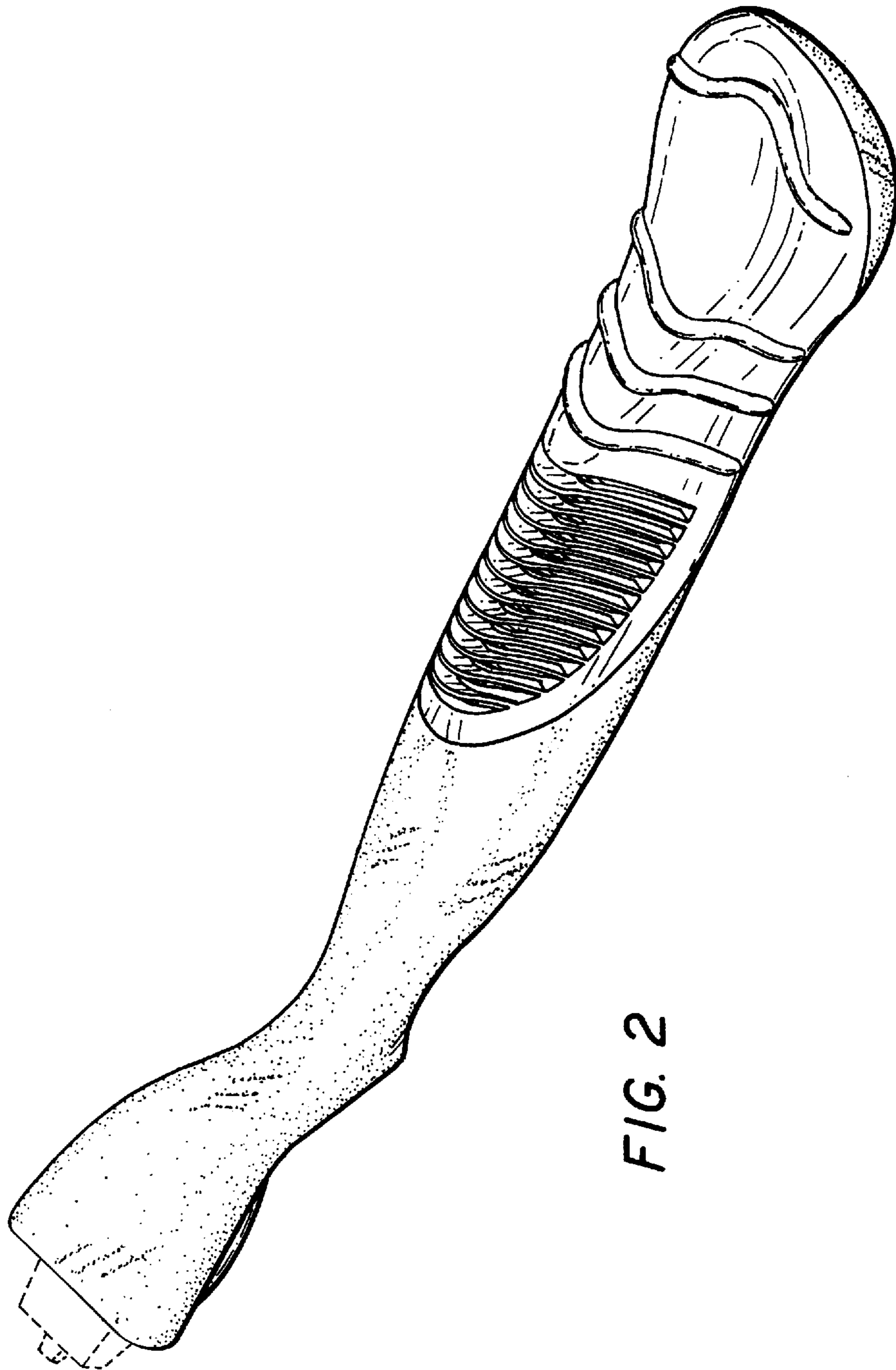


FIG. 2

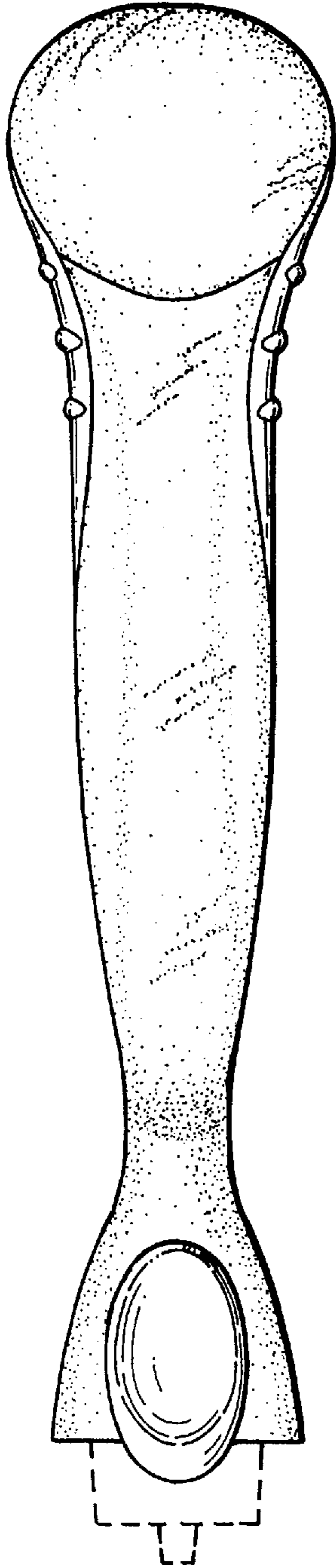


FIG. 3

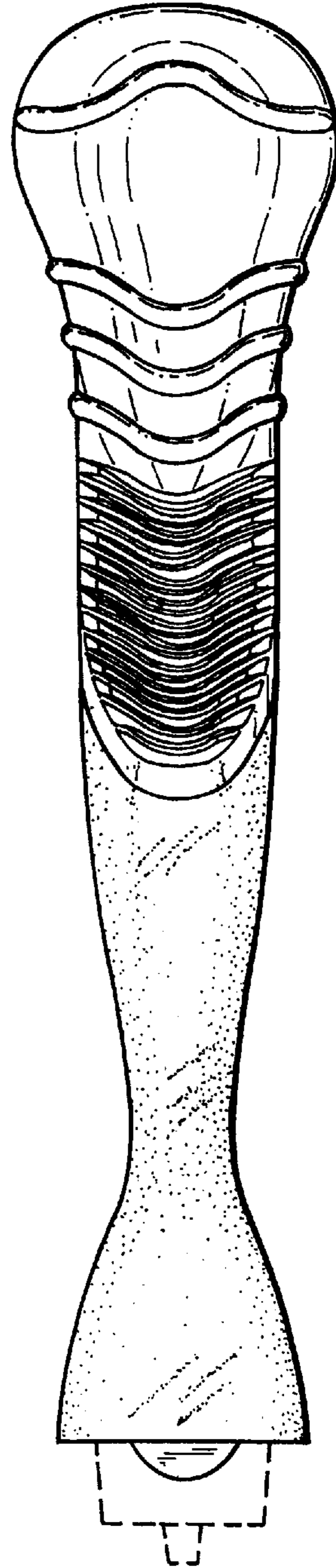


FIG. 4

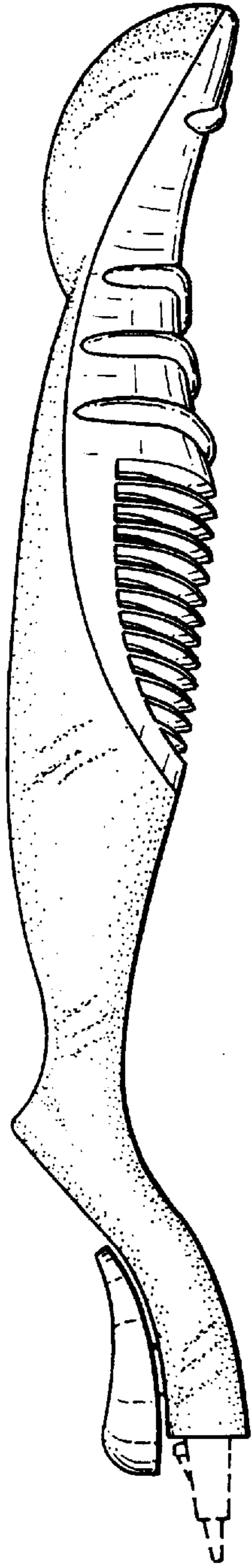


FIG. 5

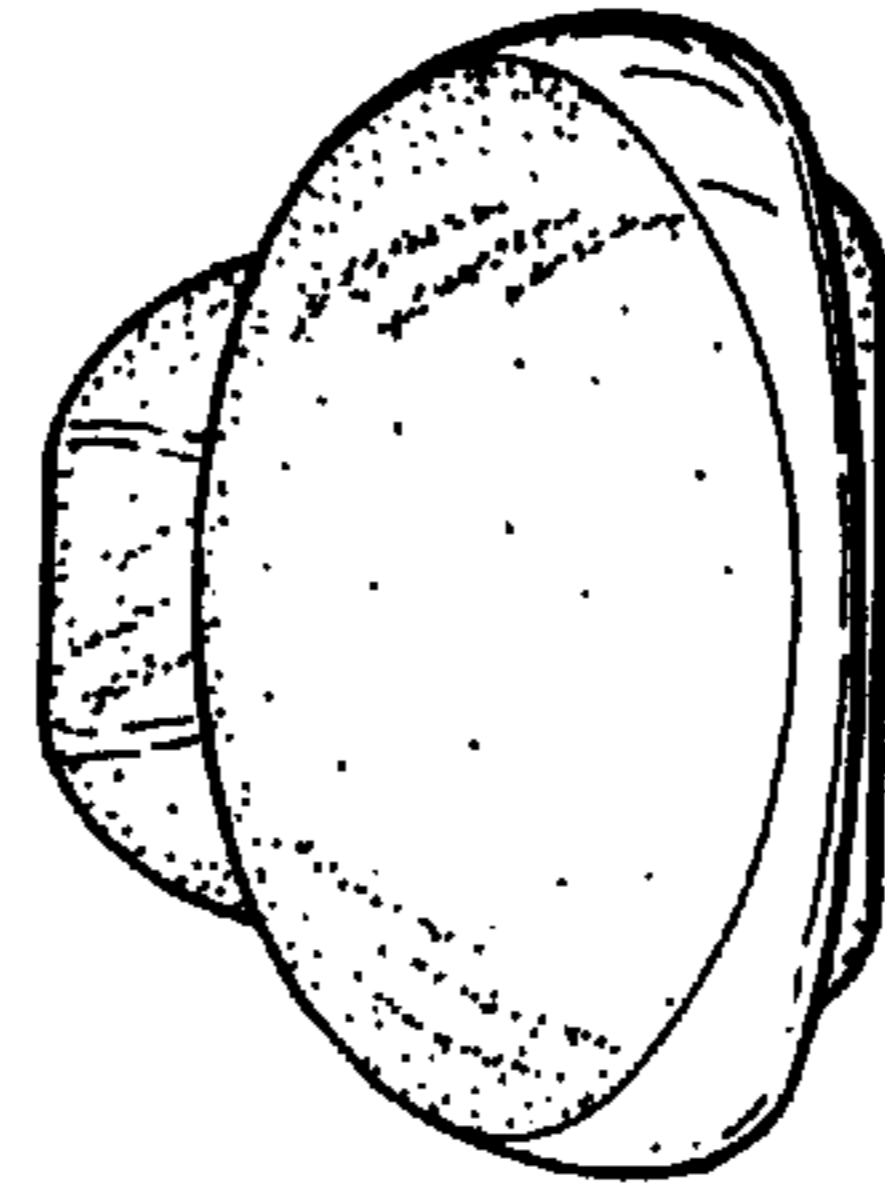


FIG. 7

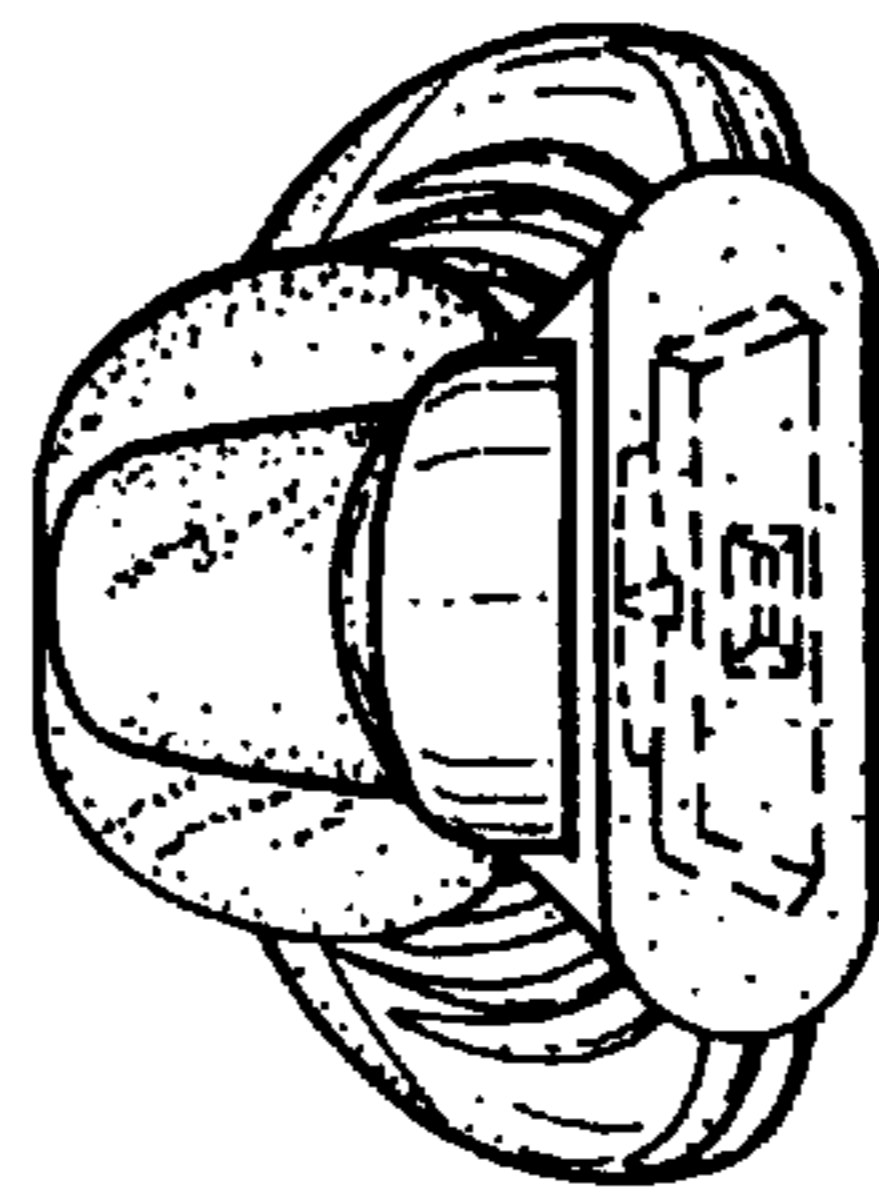


FIG. 6