



US00D407849S

United States Patent [19] Gray

[11] **Patent Number:** **Des. 407,849**

[45] **Date of Patent:** ****Apr. 6, 1999**

[54] **BUTTON FOR A RAZOR HANDLE**

[75] Inventor: **Michael J. Gray**, Durxbury, Mass.

[73] Assignee: **The Gillette Company**, Boston, Mass.

[**] Term: **14 Years**

[21] Appl. No.: **66,737**

[22] Filed: **Feb. 19, 1997**

[51] **LOC (6) Cl.** **28-03**

[52] **U.S. Cl.** **D28/47**

[58] **Field of Search** D28/45-48; 30/32,
30/41, 47, 526, 527, 532

4,413,411	11/1983	Trotta .	
4,422,237	12/1983	Trotta .	
5,031,319	7/1991	Althaus et al. .	
5,269,062	12/1993	Dallaire et al.	30/41
5,331,740	7/1994	Carson, III et al. .	

FOREIGN PATENT DOCUMENTS

418726	3/1991	European Pat. Off. .	
		Design	
M9409079.3	11/1994	Germany .	
1481061	5/1989	U.S.S.R. .	
1565296	4/1980	United Kingdom .	
2139541	11/1984	United Kingdom .	
2235894	3/1991	United Kingdom	30/1
8910245	11/1989	WIPO	30/47

[56] **References Cited**

U.S. PATENT DOCUMENTS

D. 131,928	4/1942	Loewy	D28/51
D. 248,577	7/1978	Byrne .	
D. 254,692	4/1980	Del Re .	
D. 260,944	9/1981	Gray .	
D. 277,987	3/1985	Jacobsen et al. .	
D. 293,036	12/1987	Iten et al. .	
D. 305,265	12/1989	Motta et al. .	
D. 311,784	10/1990	Schwartz .	
D. 319,709	9/1991	Drahus	D28/46 X
D. 346,462	4/1994	Tanaka et al.	D28/51
D. 351,485	10/1994	Miskin .	
D. 355,049	1/1995	Yasui .	
1,373,874	4/1921	Engstrom .	
3,816,913	6/1974	Ferraro	30/32 X
4,281,455	8/1981	Dixon et al. .	
4,403,414	9/1983	Kiraly et al. .	

Primary Examiner—Ted Shooman
Assistant Examiner—C. Tuttle
Attorney, Agent, or Firm—Fish & Richardson P.C.

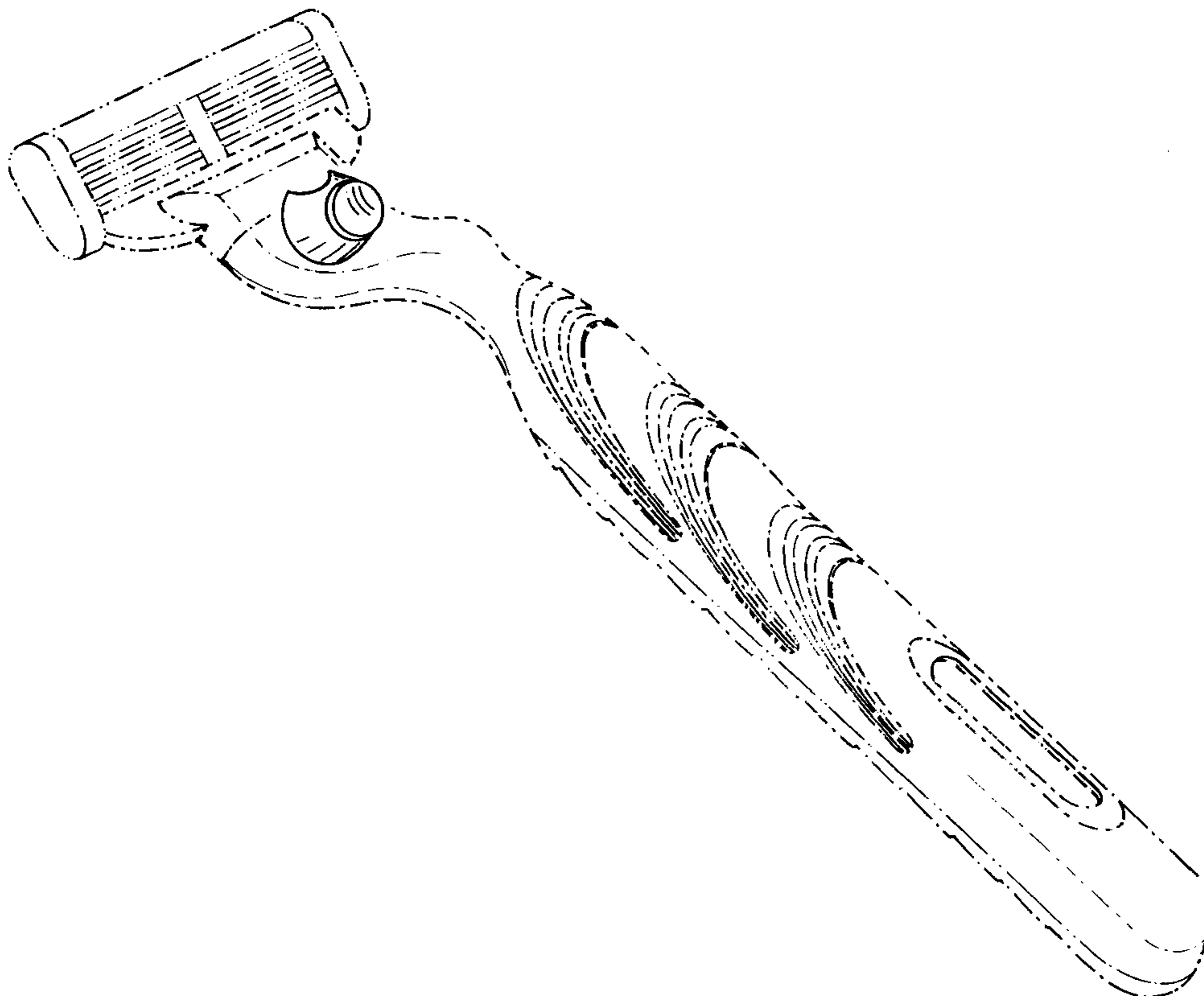
[57] **CLAIM**

The ornamental design for a button for a razor handle, as shown.

DESCRIPTION

FIG. 1 is a perspective view of button for a razor handle; FIG. 2 is a top plan view thereof; FIG. 3 is a right side elevational view shown on an enlarged scale, the left side view being a mirror image thereof; and, FIG. 4 is a front elevational view thereof. The broken lines showing the razor are for illustrative purposed only and form no part of the claimed design.

1 Claim, 3 Drawing Sheets



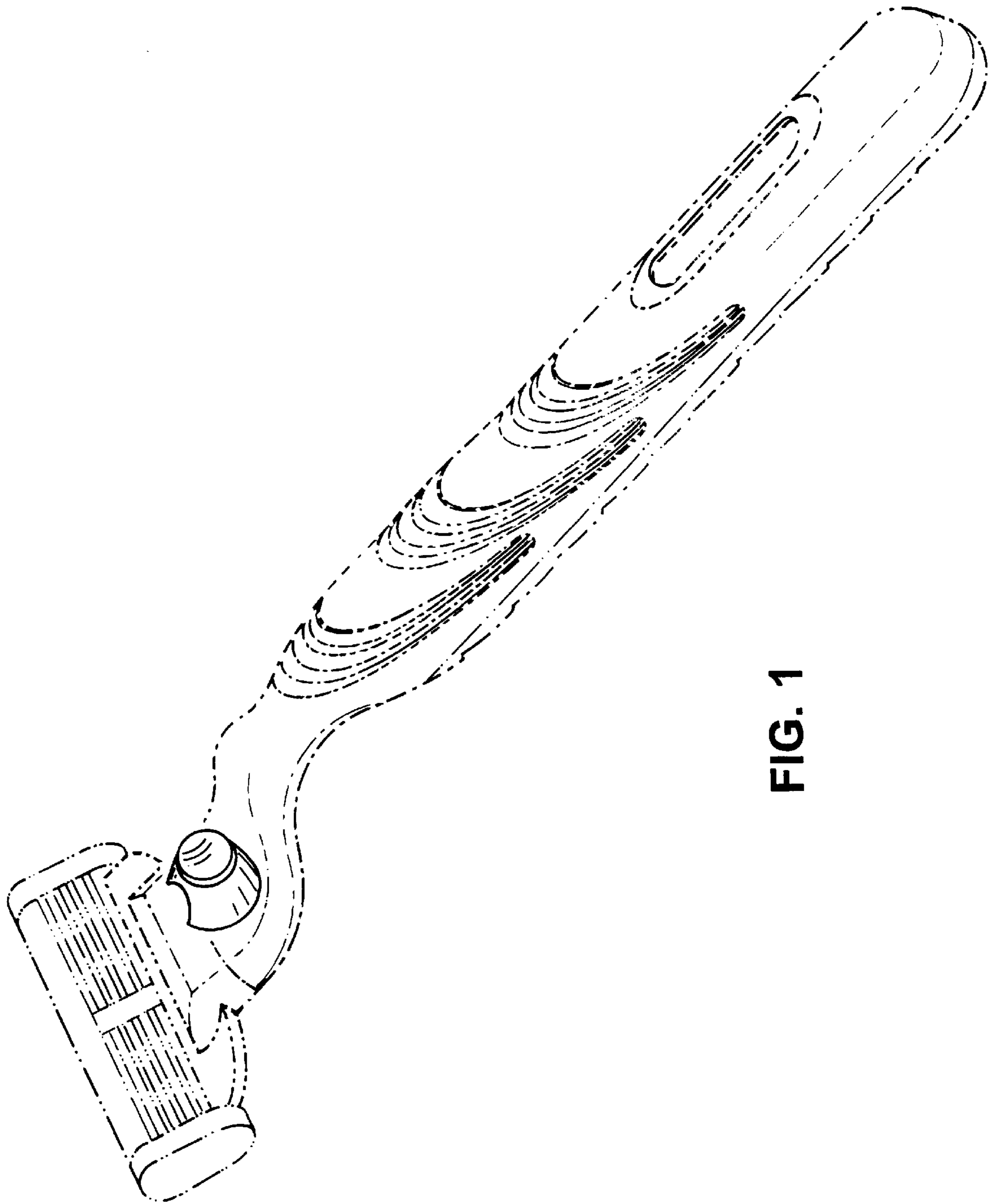


FIG. 1

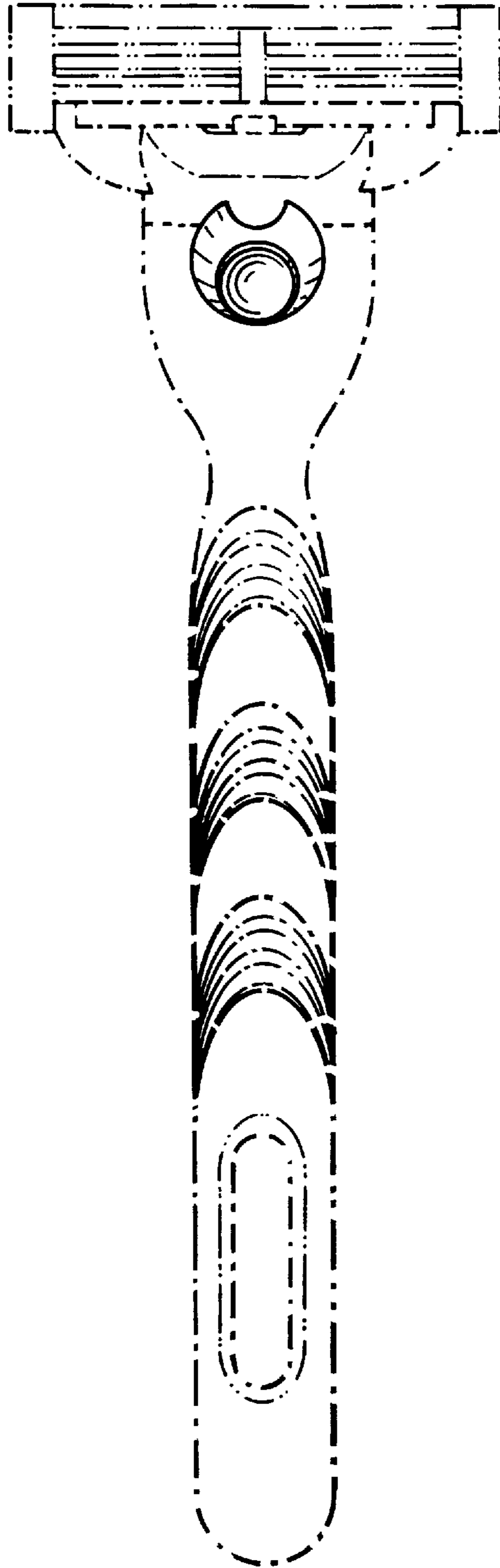


FIG. 2

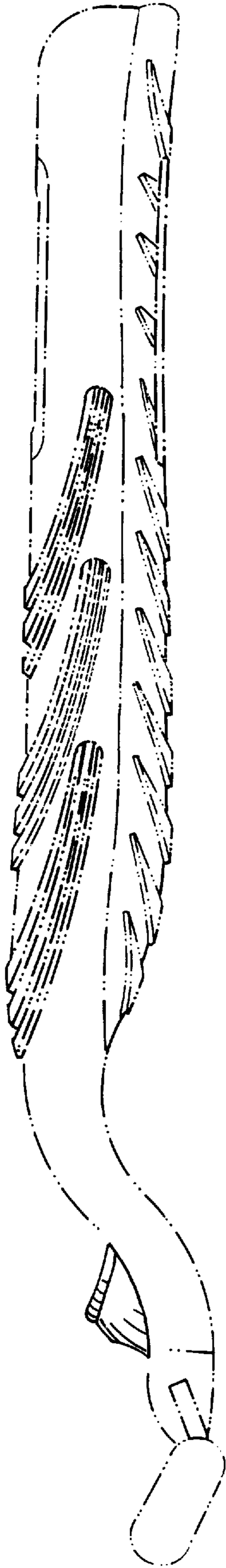


FIG. 3

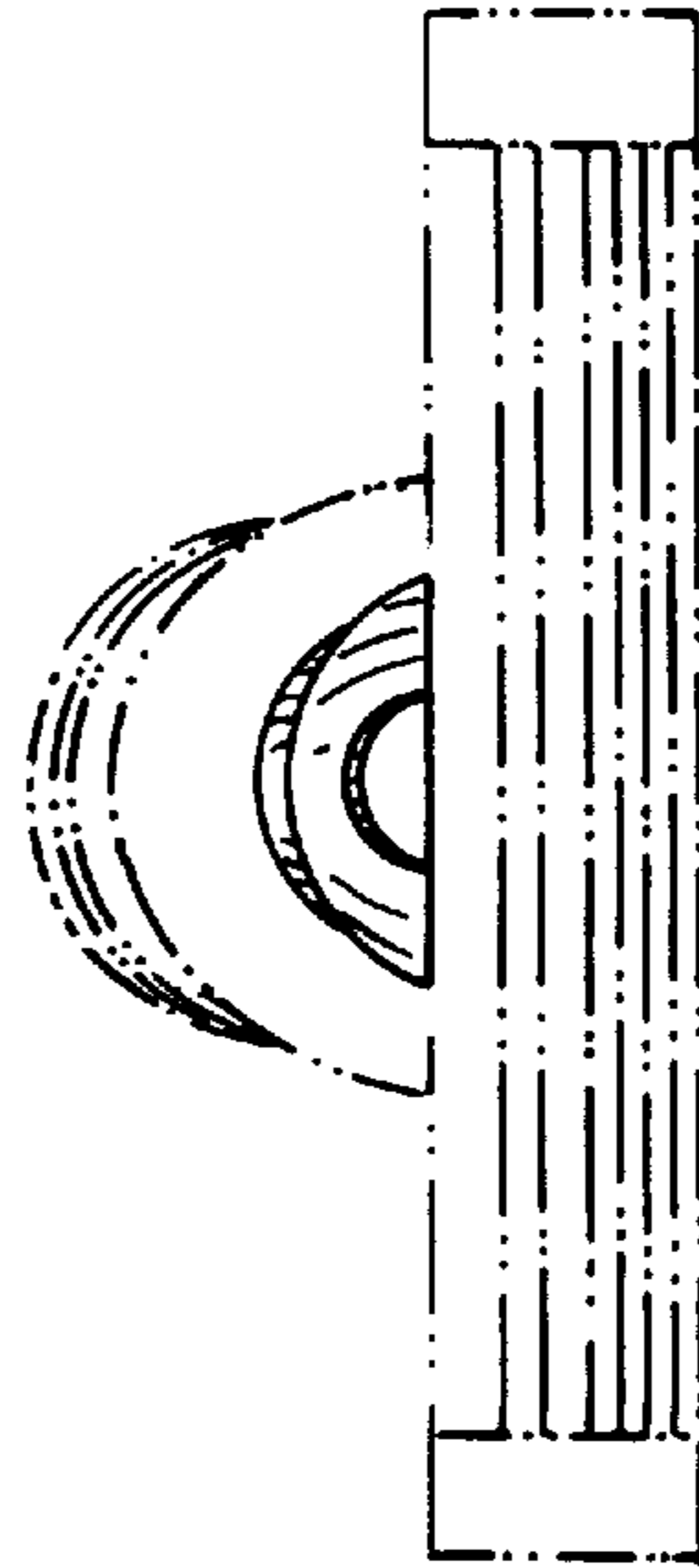


FIG. 4