



US00D407829S

United States Patent [19]

Collette et al.

[11] **Patent Number:** **Des. 407,829**

[45] **Date of Patent:** ****Apr. 6, 1999**

[54] **COMBINED HANDRAIL AND BUMPER RAIL WITH ACCENT STRIP**

[75] Inventors: **Roderick E. Collette; Ronald R. Peck, Jr.**, both of Pawling, N.Y.

[73] Assignee: **Pawling Corporation**, Pawling, N.Y.

[**] Term: **14 Years**

[21] Appl. No.: **72,618**

[22] Filed: **Jun. 20, 1997**

Related U.S. Application Data

[63] Continuation of Ser. No. 45,199, Oct. 12, 1995, abandoned.

[51] **LOC (6) Cl.** **25-01**

[52] **U.S. Cl.** **D25/119; D25/164**

[58] **Field of Search** **D25/119, 164; 256/59; 248/251**

[56] References Cited

U.S. PATENT DOCUMENTS

D. 344,141 2/1994 Wonderly D25/119

5,165,643 11/1992 Shreiner .
5,288,048 2/1994 Shreiner .
5,427,359 6/1995 Moulton .

OTHER PUBLICATIONS

Pawling Selection Guide, p. 13 dated 1989 Institutional Products Corporation, 1200/1255 Handrail.

Primary Examiner—Doris Clark
Attorney, Agent, or Firm—Schweitzer Cornman Gross & Bondell LLP


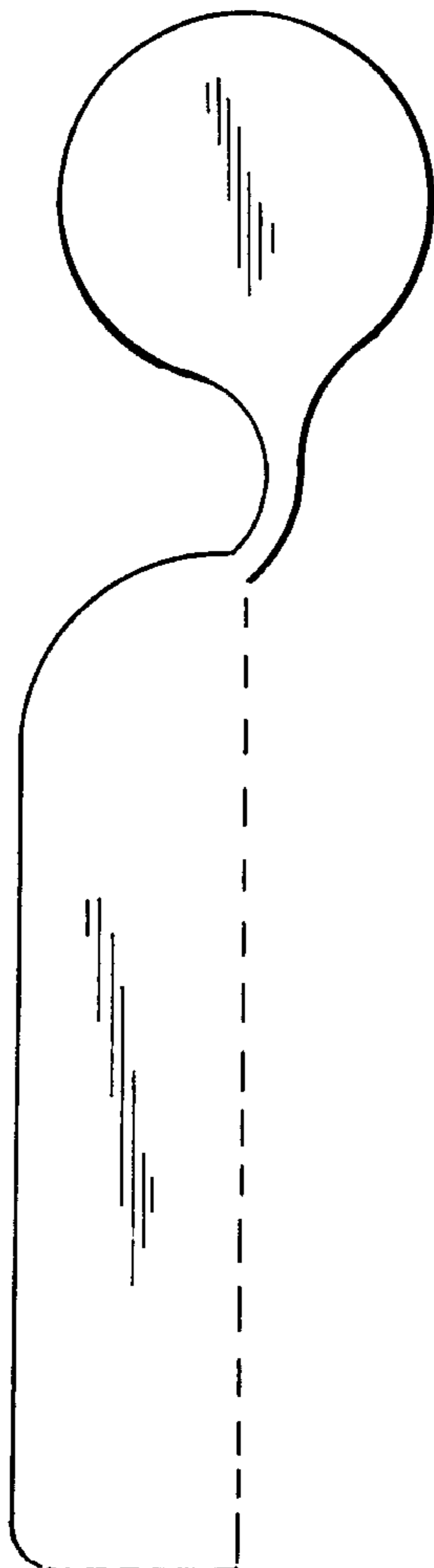
[57] CLAIM

The ornamental design for a combined handrail and bumper rail with accent strip, as shown and described.

DESCRIPTION

FIG. One is an end elevational view of the combined handrail and bumper rail with accent strip showing our new design, the portions shown in broken lines forming no part of the claimed invention; and, FIG. 2 is an enlarged fragmentary front elevational view thereof, and broken on one end to indicate indefinite length.

1 Claim, 1 Drawing Sheet



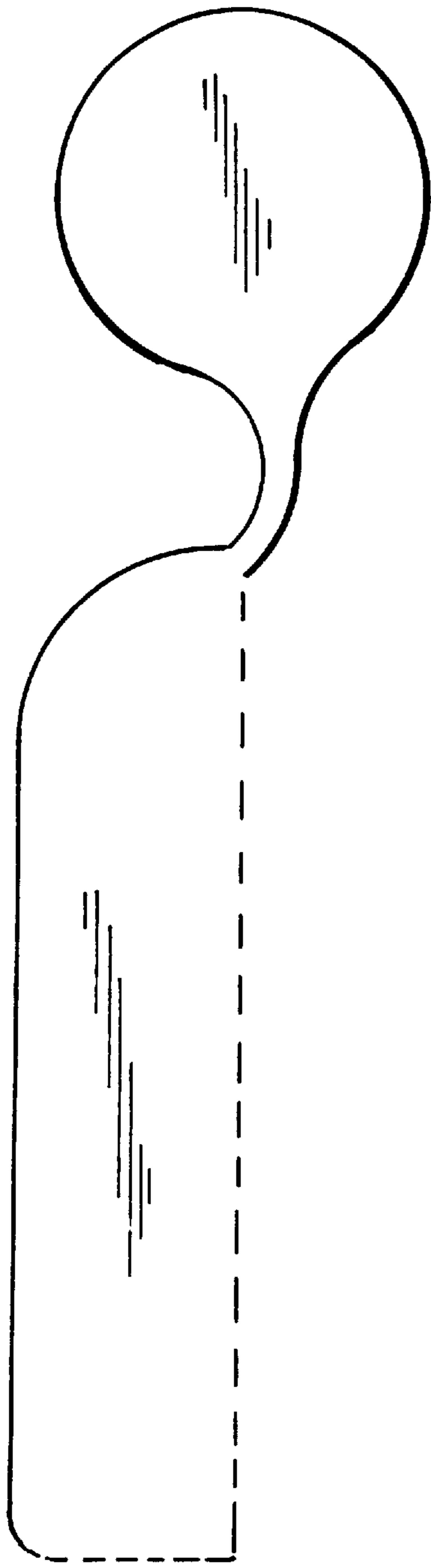


FIG. 1




FIG. 2