



US00D407811S

United States Patent [19] Walters

[11] **Patent Number: Des. 407,811**
[45] **Date of Patent: **Apr. 6, 1999**

[54] **SLITTED GAS TUBE**

[76] Inventor: **Jon S. Walters**, 12583 Durrow Ct.,
Town & Country, Mo. 63141

[**] Term: **14 Years**

[21] Appl. No.: **53,449**

[22] Filed: **Apr. 22, 1996**

[51] **LOC (6) Cl. 23-03**

[52] **U.S. Cl. D23/386**

[58] **Field of Search** D23/266, 418,
D23/386, 265, 269; D7/402, 407, 332-337;
D8/385, 384, 387, 391, 393; 126/92 R,
92 AC, 92 B, 512

[56] **References Cited**

U.S. PATENT DOCUMENTS

- Re. 32,133 5/1986 Koziol .
- D. 231,328 4/1974 Nassar .
- D. 326,031 5/1992 Walters et al. .
- 4,267,816 5/1981 Koziol .
- 4,373,505 2/1983 Koziol .
- 4,462,384 7/1984 Hitch .
- 4,478,205 10/1984 Koziol .
- 4,488,534 12/1984 Koziol .
- 4,598,692 7/1986 Hitch .
- 4,624,240 11/1986 Hitch .
- 4,679,544 7/1987 Koziol .
- 4,686,957 8/1987 Koziol .
- 4,747,391 5/1988 Hanagan et al. .

- 4,762,530 8/1988 Koziol .
- 4,773,384 9/1988 Koziol .
- 4,817,583 4/1989 Hanagan et al. .
- 4,827,899 5/1989 Walters et al. .
- 4,829,978 5/1989 Schlosser .
- 4,909,238 3/1990 Cassie .
- 5,163,830 11/1992 Pfefferkorn .
- 5,213,494 5/1993 Jeppesen .

FOREIGN PATENT DOCUMENTS

- 92288 12/1921 Switzerland 126/92
- 227276 1/1925 United Kingdom 126/92

Primary Examiner—Lisa Lichtenstein
Attorney, Agent, or Firm—Paul M. Denk

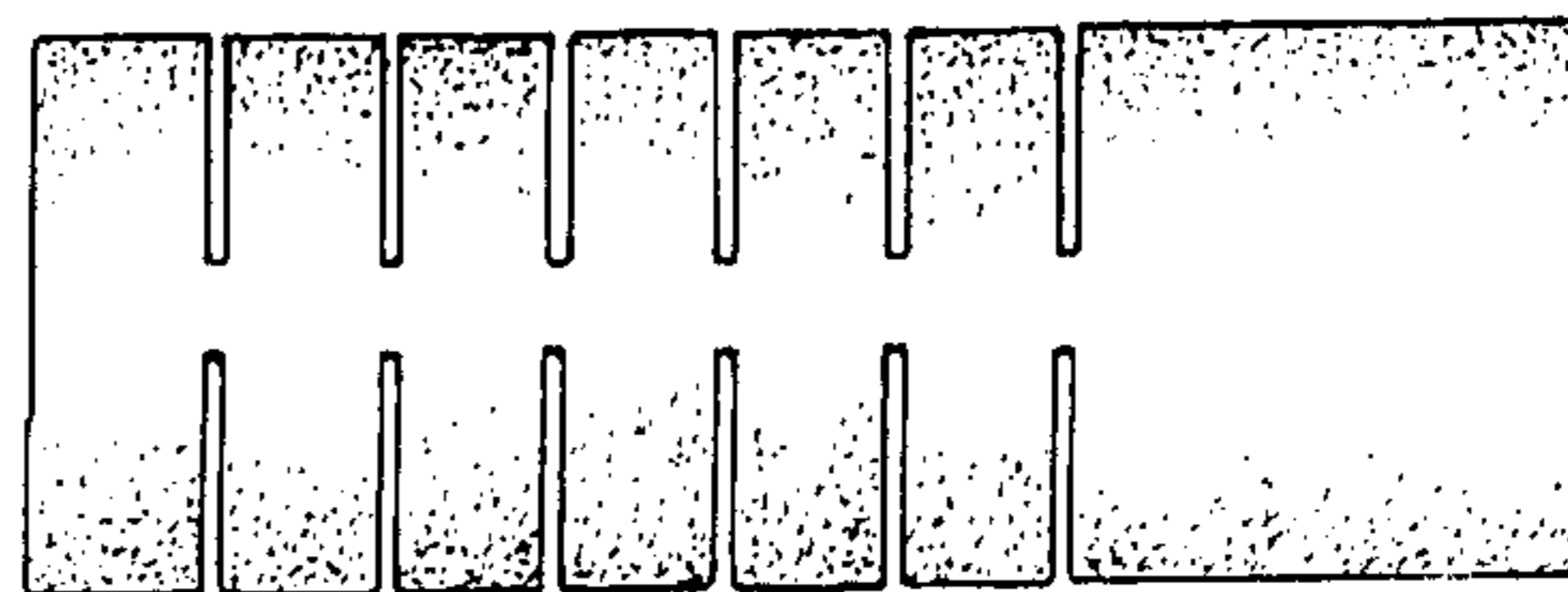
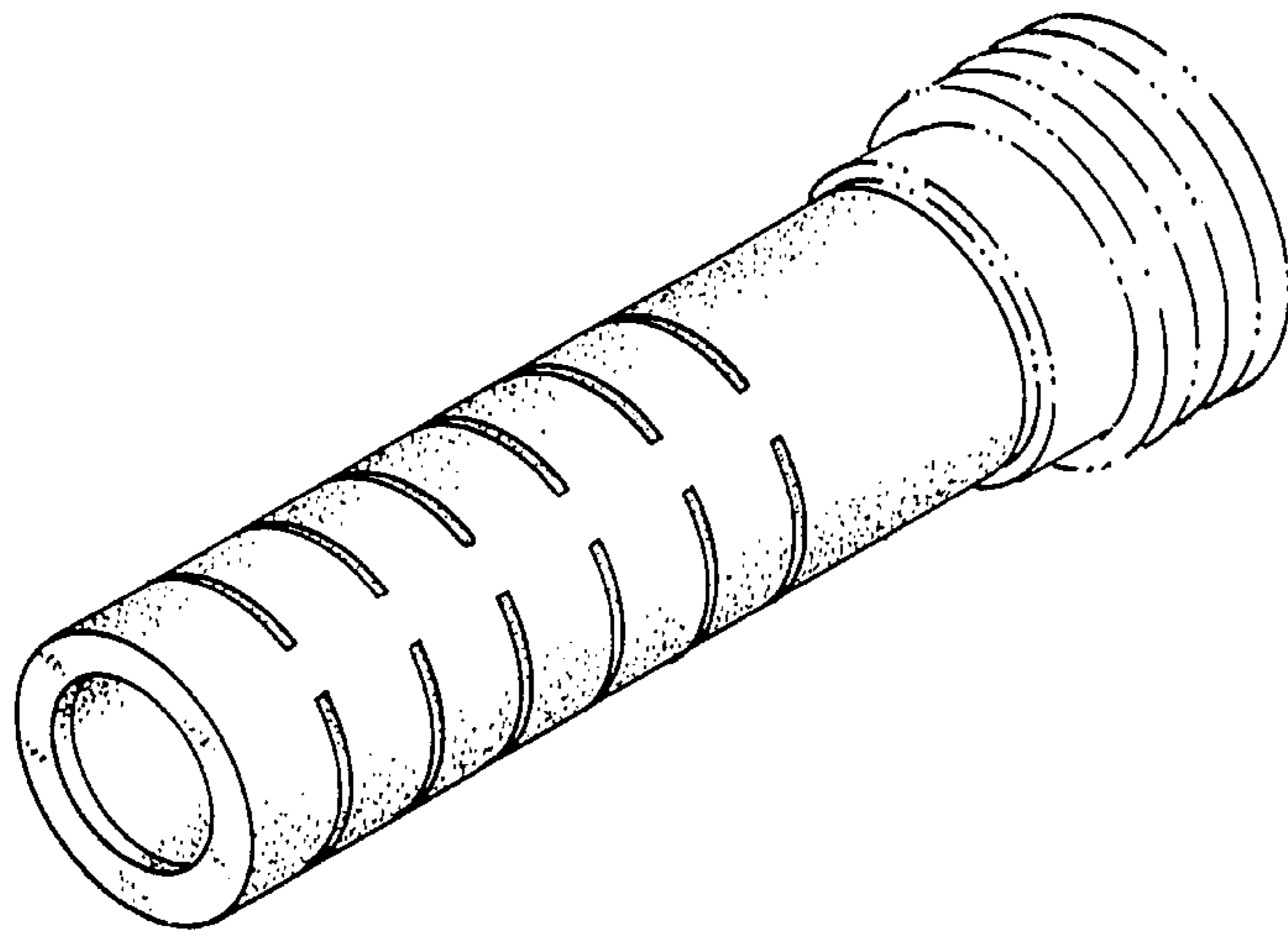
[57] **CLAIM**

The ornamental design for a slitted gas tube, as shown and described.

DESCRIPTION

FIG. 1 is a perspective view of the slitted gas tube, showing my new design; the broken-line showing of Environmental structure being for illustrative purposes only and forming no part of the claimed design.
FIG. 2 is a front view of the invention;
FIG. 3 is a rear view of the invention;
FIG. 4 is a side view, the opposite side view being a mirror image thereof; and,
FIG. 5 is a top plan view of the invention, the bottom being a mirror image of that shown.

1 Claim, 1 Drawing Sheet



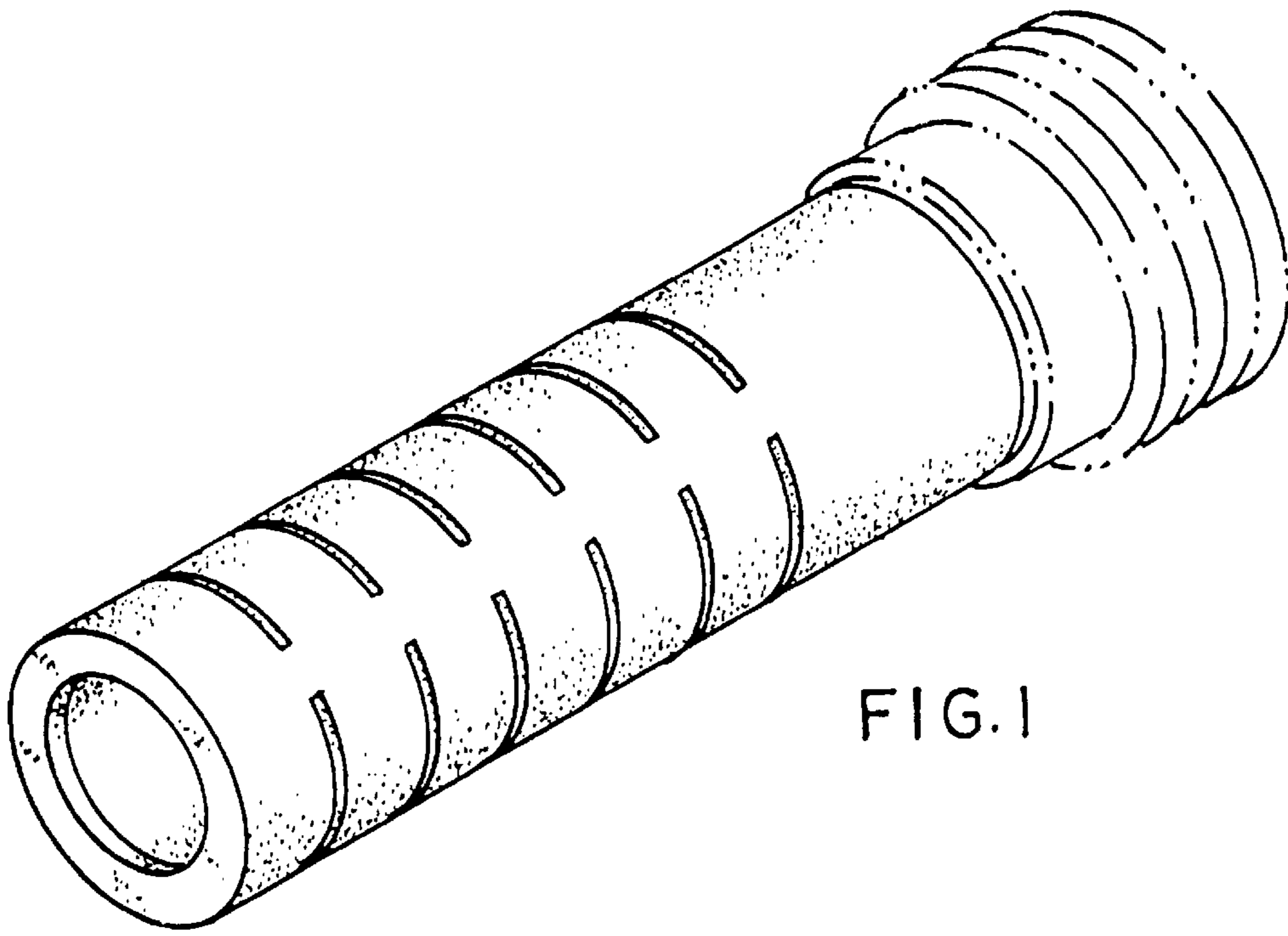


FIG. 1

FIG. 2

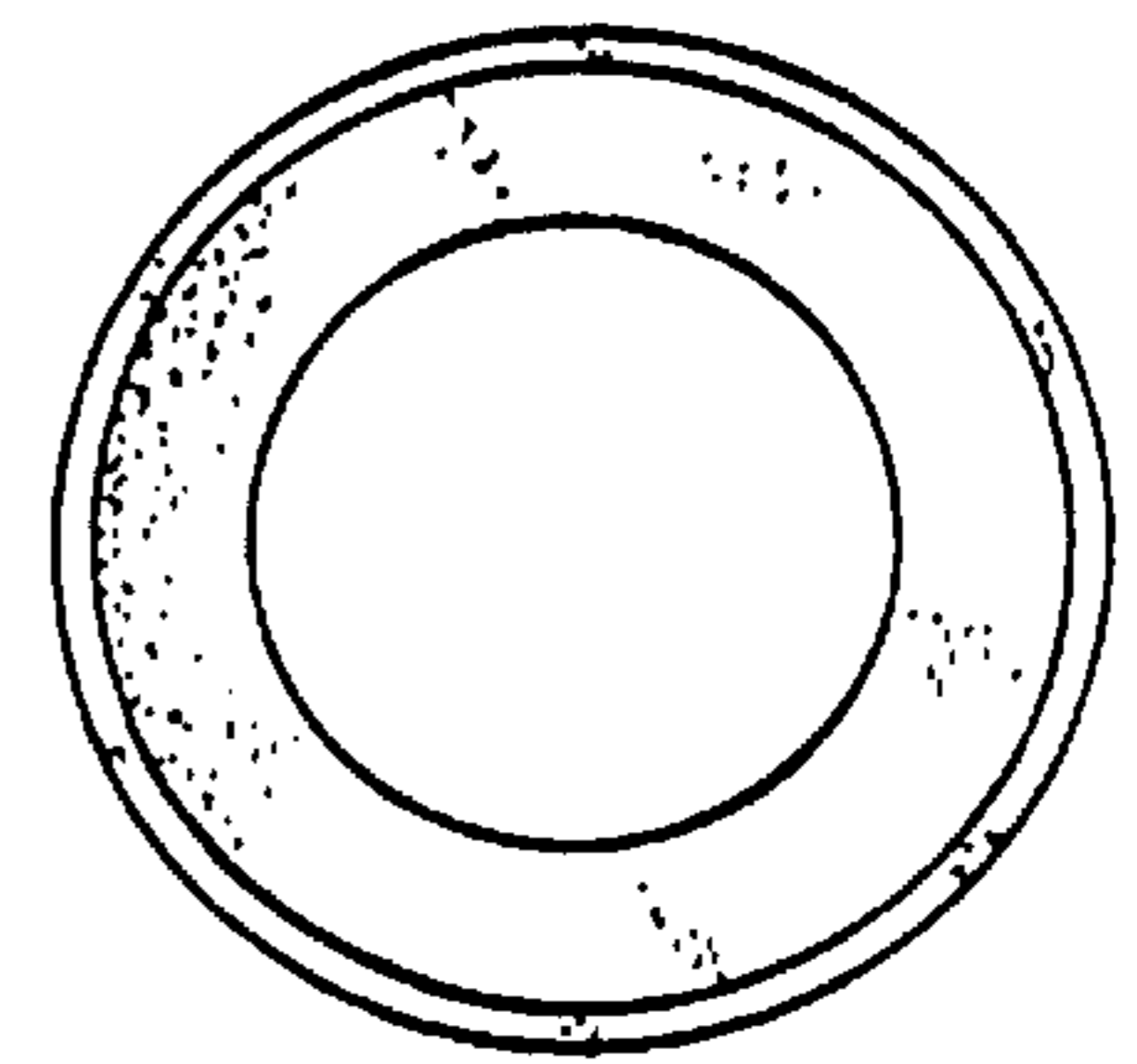
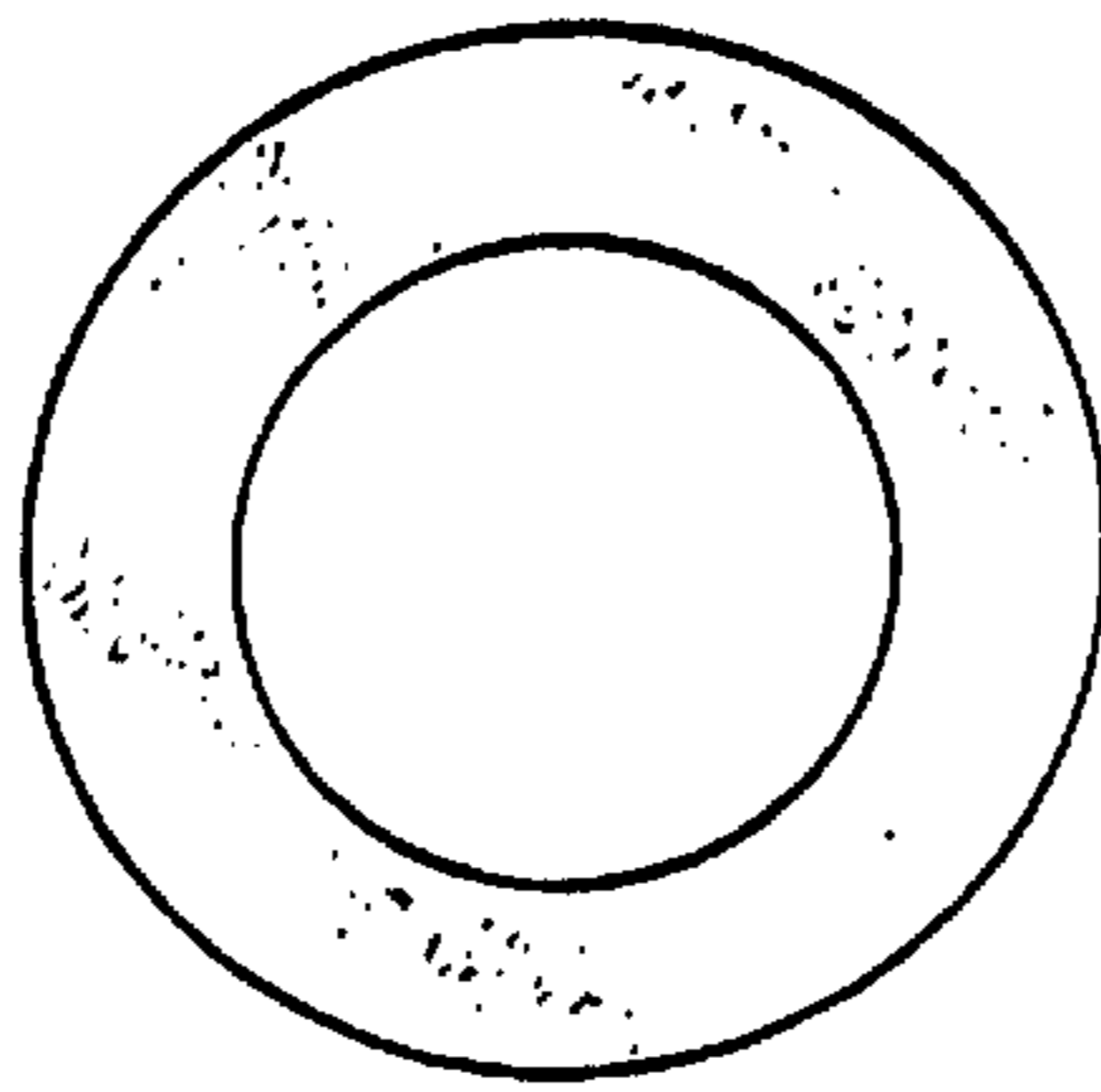


FIG. 3

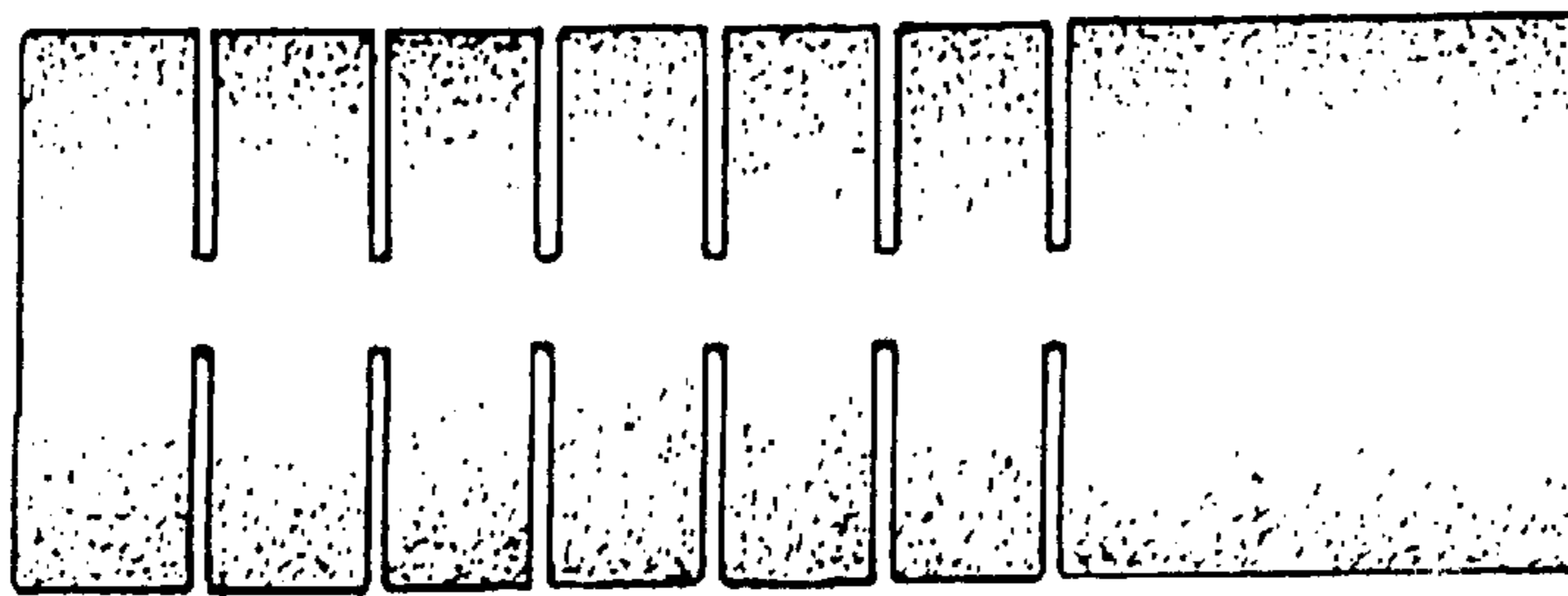


FIG. 4

FIG. 5

