



US00D407810S

United States Patent [19] Jaspers-Fayer

[11] **Patent Number: Des. 407,810**

[45] **Date of Patent: **Apr. 6, 1999**

[54] **CEILING FAN**

[75] Inventor: **Jan Jaspers-Fayer**, Idyllwild, Calif.

[73] Assignee: **Minka Lighting, Inc.**, Corona, Calif.

[**] Term: **14 Years**

[21] Appl. No.: **48,994**

[22] Filed: **Jan. 16, 1996**

Related U.S. Application Data

[63] Continuation of Ser. No. 17,922, Jan. 25, 1994, abandoned.

[51] **LOC (6) Cl.** **23-04**

[52] **U.S. Cl.** **D23/377; D23/379; D23/385**

[58] **Field of Search** D23/377, 379,
D23/385, 411; 416/5; 392/364; 362/96;
D26/81-86, 88, 51, 59

References Cited

U.S. PATENT DOCUMENTS

D. 256,614	8/1980	Hoyt	D23/411
D. 262,570	1/1982	Lock	416/5
D. 267,195	12/1982	Gomes	D23/411
D. 270,757	9/1983	Dennis	416/5

OTHER PUBLICATIONS

J.C. Oriental Manufacturing Co. Adv. Ceiling Fan A(A) top of page.

Casablanca Fan Co. Cat. Ceiling Fan B(B) top of page.

National Fan and Accessory Co. Cat., p. 1 Ceiling Fan C(C) middle right side of page.

Creat 2000 Enterprise, Inc. Adv. Flyer, Ceiling Fan D(D), bottom of page.

American Lantern Adv. Brochure, C 1980, back cover, Ceiling Fan E(E).

Periculum Co Adv. Brochure, front cover ceiling fan 3(3), bottom right side of page.

Primary Examiner—Lisa Lichtenstein
Attorney, Agent, or Firm—Jenkins & Gilchrist, P.C.

[57] CLAIM

An ornamental design for a ceiling fan, as shown and described.

DESCRIPTION


FIG. 1 is a bottom plan view of a ceiling fan showing my new design;

FIG. 2 is a side elevational view thereof, the other sides being identical, and,

FIG. 3 is a top plan view thereof.

The fan blades and support rod have been shown broken away to indicate indeterminate length.

1 Claim, 3 Drawing Sheets






FIG. 1

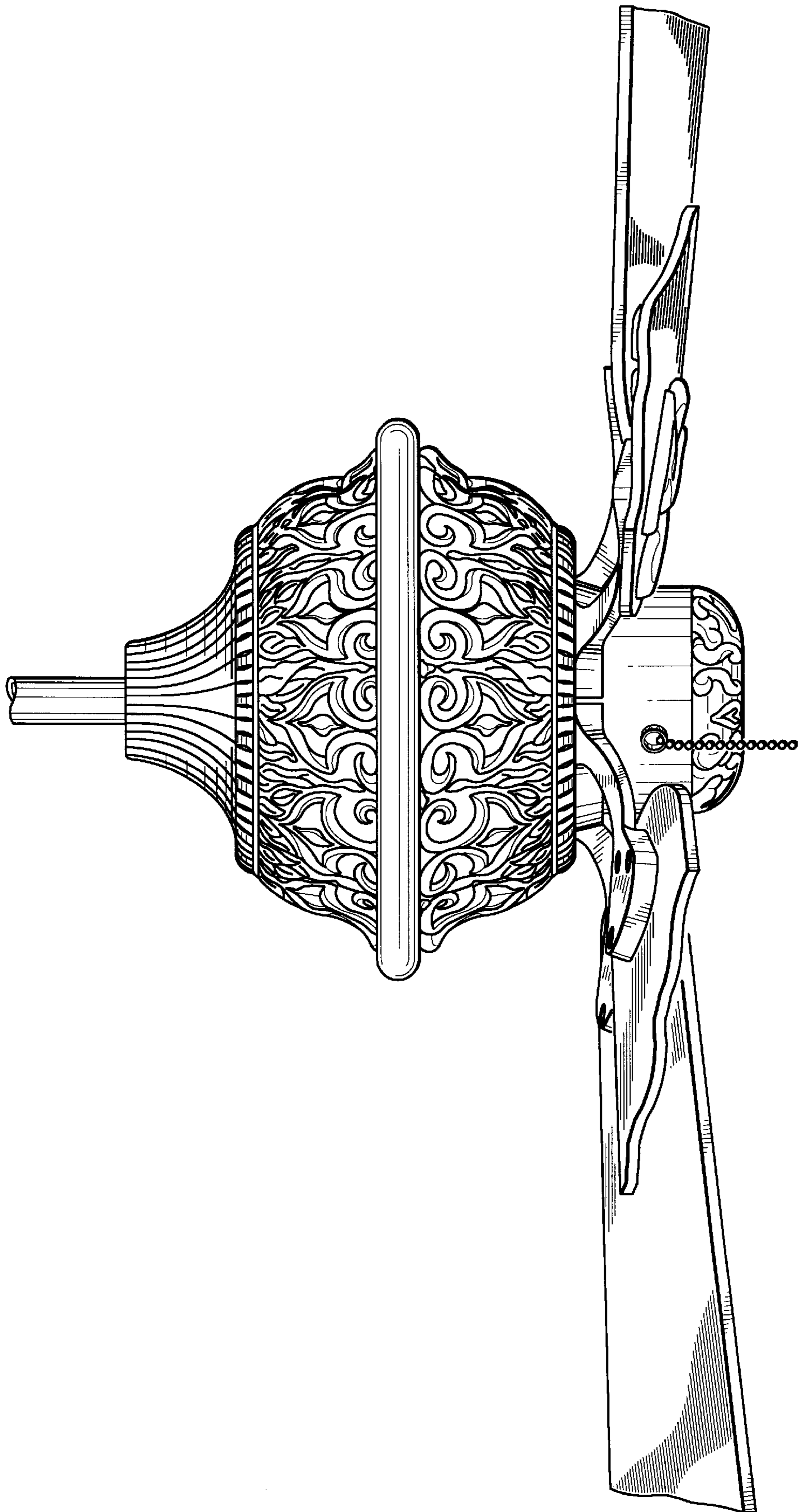


FIG. 2

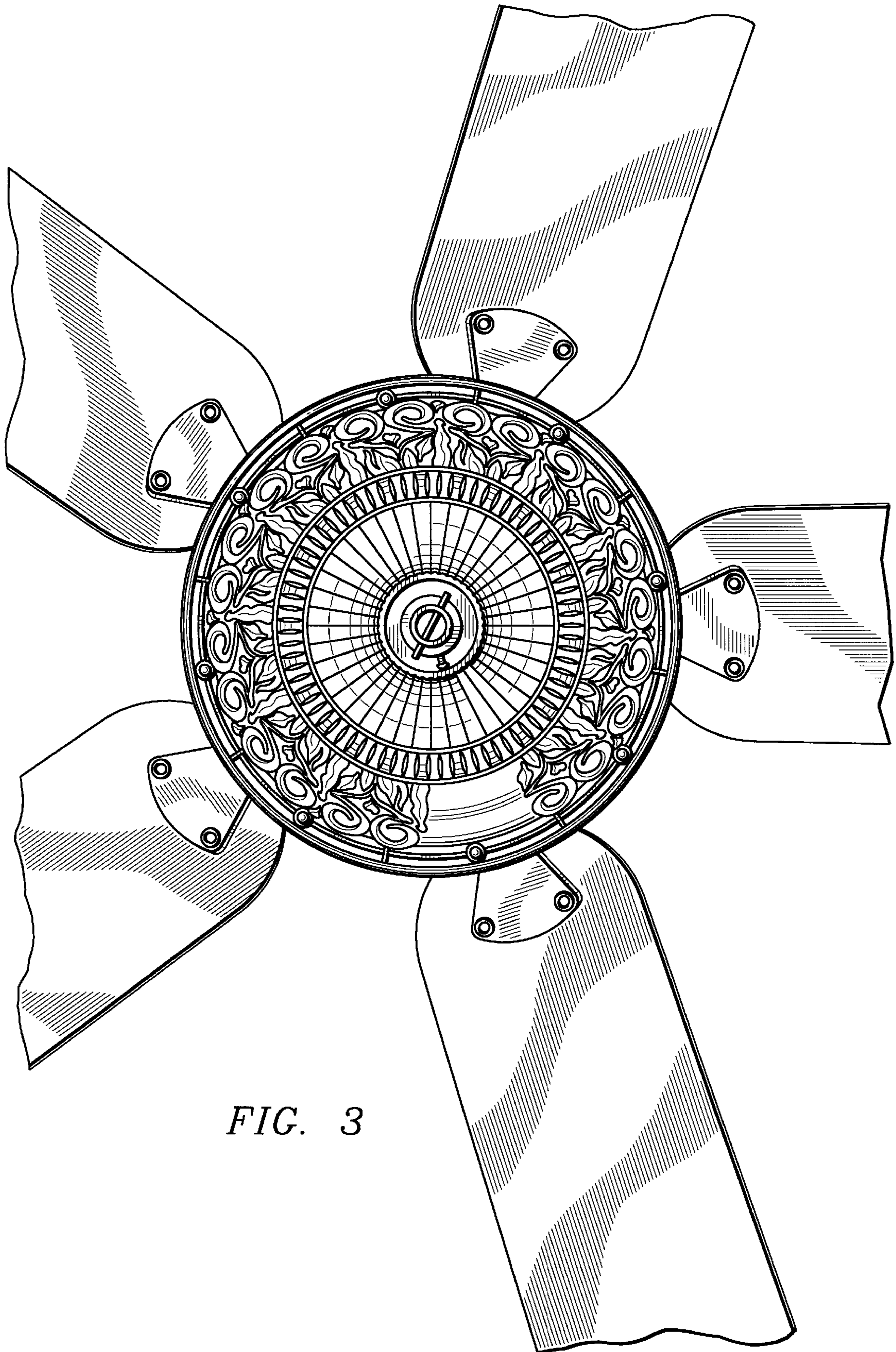


FIG. 3