



US00D407785S

United States Patent [19]

Scheurer et al.

[11] Patent Number: **Des. 407,785**

[45] Date of Patent: ****Apr. 6, 1999**

[54] **POOL FLOAT**

[75] Inventors: **Robert S. Scheurer; Michael L. Perry,**
both of Wichita Falls, Tex.

[73] Assignee: **Texas Recreation Corporation,**
Wichita Falls, Tex.

[**] Term: **14 Years**

[21] Appl. No.: **89,451**

[22] Filed: **Jun. 16, 1998**

[51] **LOC (6) Cl.** **21-06**

[52] **U.S. Cl.** **D21/809; D21/803**

[58] **Field of Search** D21/801, 803,
D21/808, 809; 441/129, 130, 125, 126,
127, 123, 135; 297/111, DIG. 3; D6/596;
5/710, 725, 731

[56] **References Cited**

U.S. PATENT DOCUMENTS

D. 303,560	9/1989	Scheurer	D21/237
D. 306,472	3/1990	Scheurer	D21/237
D. 306,473	3/1990	Scheurer	D21/237

D. 306,474	3/1990	Scheurer	D21/237
D. 309,169	7/1990	Scheurer	D21/237
D. 315,188	3/1991	Thomas	D21/809
D. 338,049	8/1993	Scheurer	D21/237
3,740,095	6/1973	Nail	441/130 X
4,876,756	10/1989	Vaccaro	411/129 X
5,020,175	6/1991	Kirkpatrick et al.	41/129 X
5,679,040	10/1997	Bianchi-Holm	441/129

Primary Examiner—Kay H. Chin
Attorney, Agent, or Firm—Dennis T. Griggs

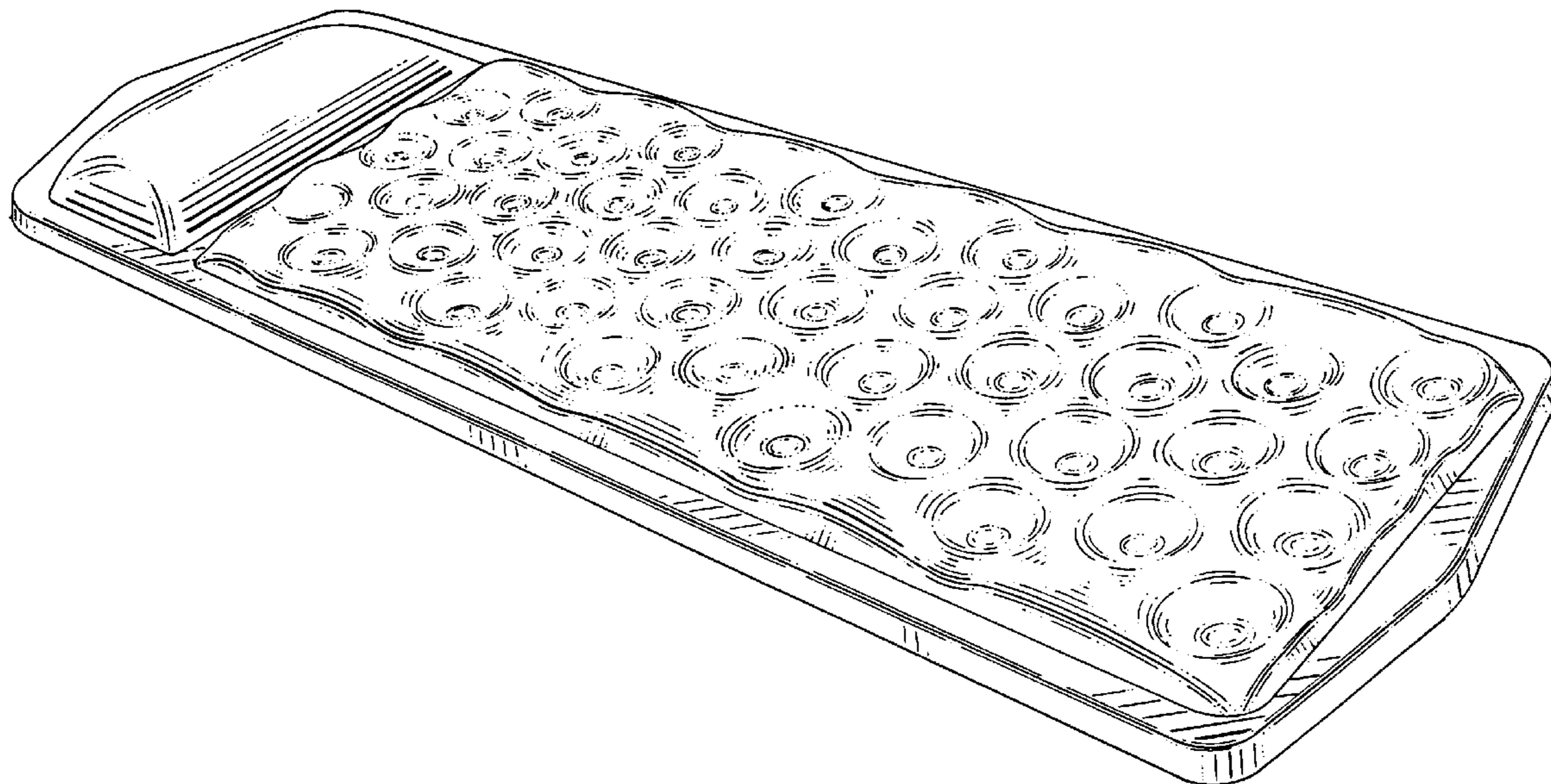
[57] **CLAIM**

The ornamental design for a pool float, as shown and described.

DESCRIPTION

FIG. 1 is a perspective view of a pool float showing my new design;
FIG. 2 is a top plan view thereof;
FIG. 3 is a left side elevational view thereof, the right side elevational view being the mirror image thereof;
FIG. 4 is a front elevational view thereof;
FIG. 5 is a rear elevational view thereof; and,
FIG. 6 is a bottom plan view thereof.

1 Claim, 2 Drawing Sheets



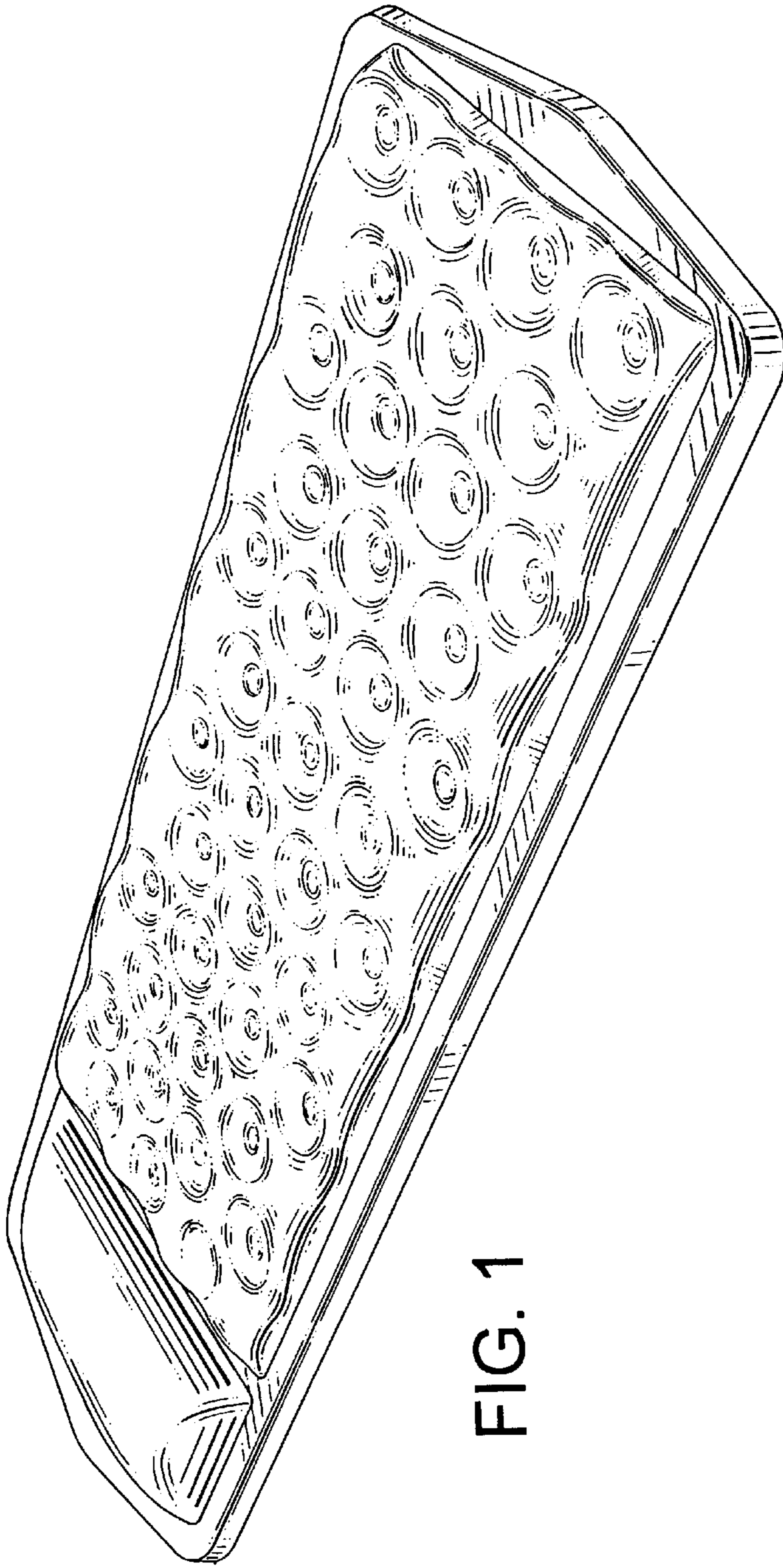


FIG. 1

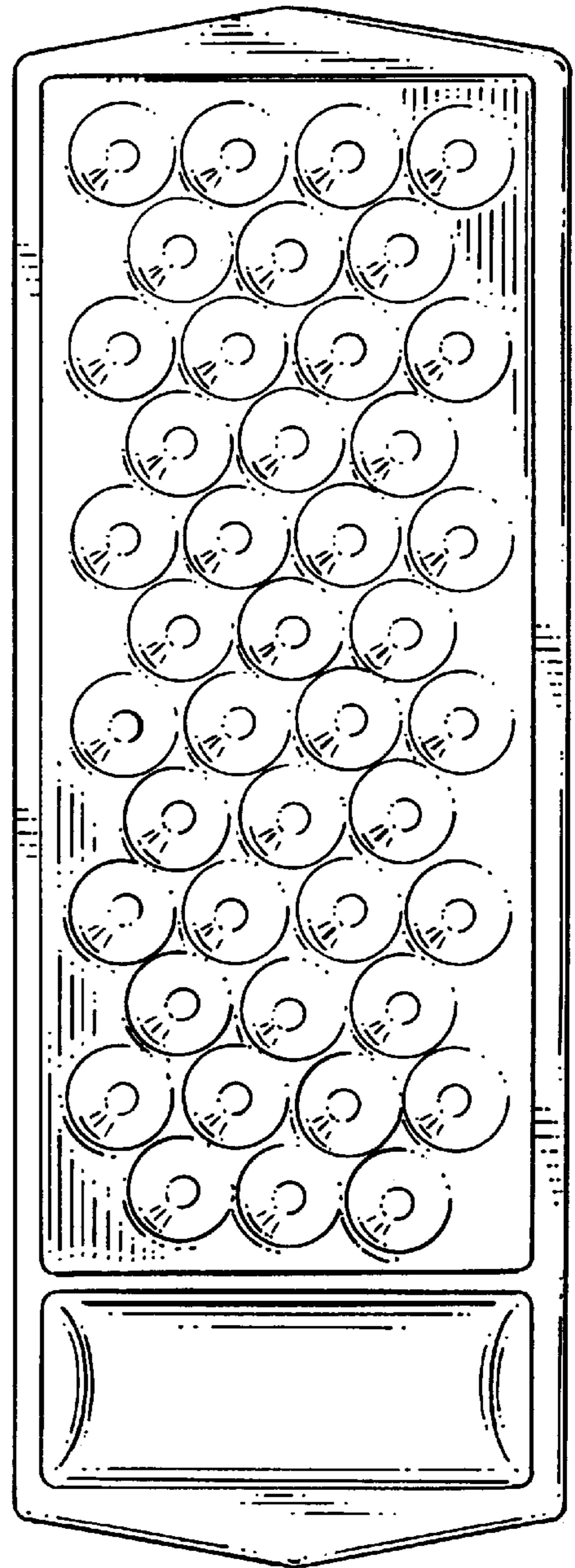


FIG. 2




FIG. 3

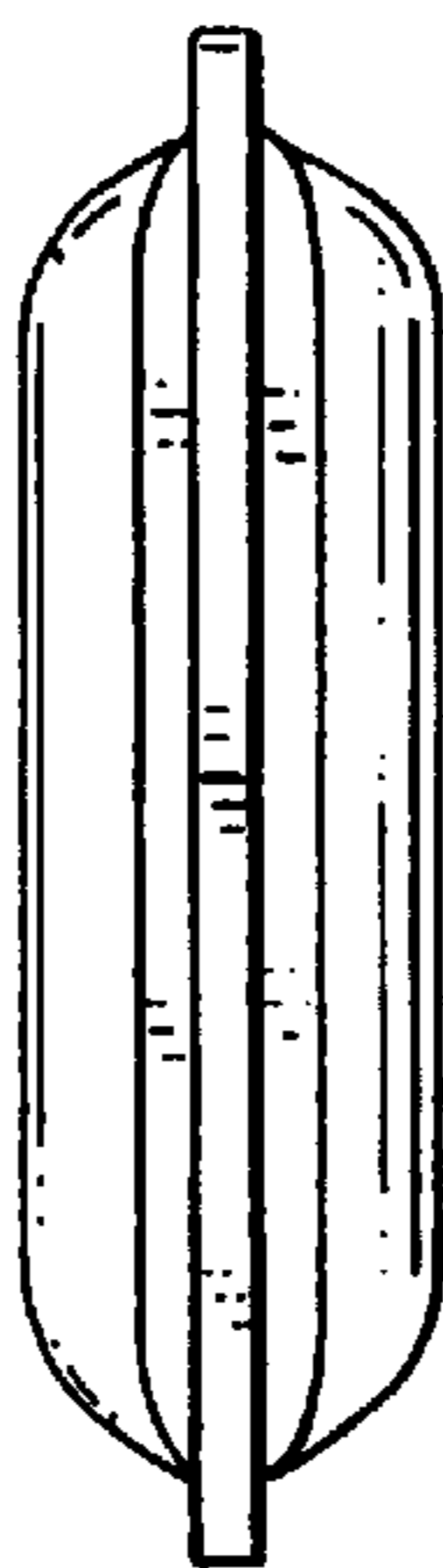


FIG. 4

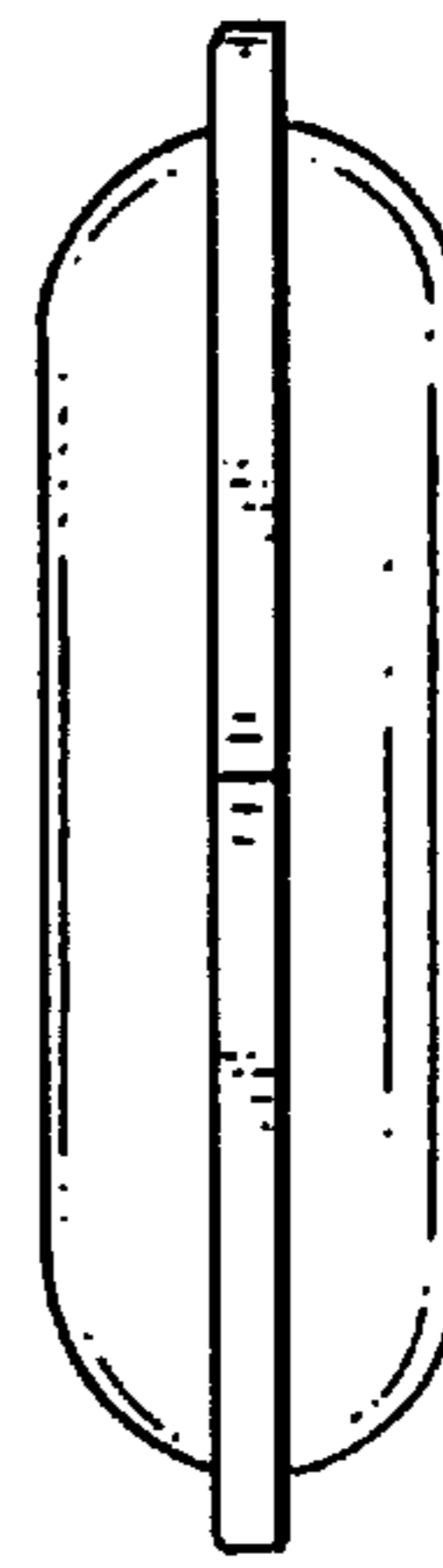


FIG. 5




FIG. 6