



US00D407766S

United States Patent [19] Masuda

[11] **Patent Number: Des. 407,766**

[45] **Date of Patent: **Apr. 6, 1999**

[54] **AUDIO TOY**

[75] Inventor: **Rumi Masuda**, Tokyo, Japan

[73] Assignee: **Tomy Company, Ltd.**, Tokyo, Japan

[**] Term: **14 Years**

- D. 312,640 12/1990 Taniguchi D14/194
- D. 317,158 5/1991 Wingate D14/167
- D. 359,520 6/1995 Hsu D21/516
- D. 361,766 8/1995 Mackay D14/167
- D. 376,361 12/1996 Lee D14/197
- D. 376,595 12/1996 Torelli D14/167
- D. 386,762 11/1997 Segan et al. D14/194

[21] Appl. No.: **78,386**

[22] Filed: **Nov. 5, 1997**

[30] **Foreign Application Priority Data**

May 15, 1997 [JP] Japan 9-54619

[51] **LOC (6) Cl.** **21-01**

[52] **U.S. Cl.** **D21/513; D14/167; D14/194; D14/197**

[58] **Field of Search** D21/513, 516, D21/517, 483, 398, 405; D14/167, 160, 163, 165, 194, 197; 446/397, 408, 141, 142, 26

[56] **References Cited**

U.S. PATENT DOCUMENTS

D. 260,411 8/1981 Rubin D21/513

Primary Examiner—Raphael Barkai
Attorney, Agent, or Firm—Staas & Halsey

[57] **CLAIM**

The ornamental design for audio toy, as shown.

DESCRIPTION

FIG. 1 is a front elevational view;
FIG. 2 is a rear elevational view;
FIG. 3 is a top plan view;
FIG. 4 is a bottom plan view;
FIG. 5 is a right side elevational view; and,
FIG. 6 is a left side elevational view.

1 Claim, 4 Drawing Sheets

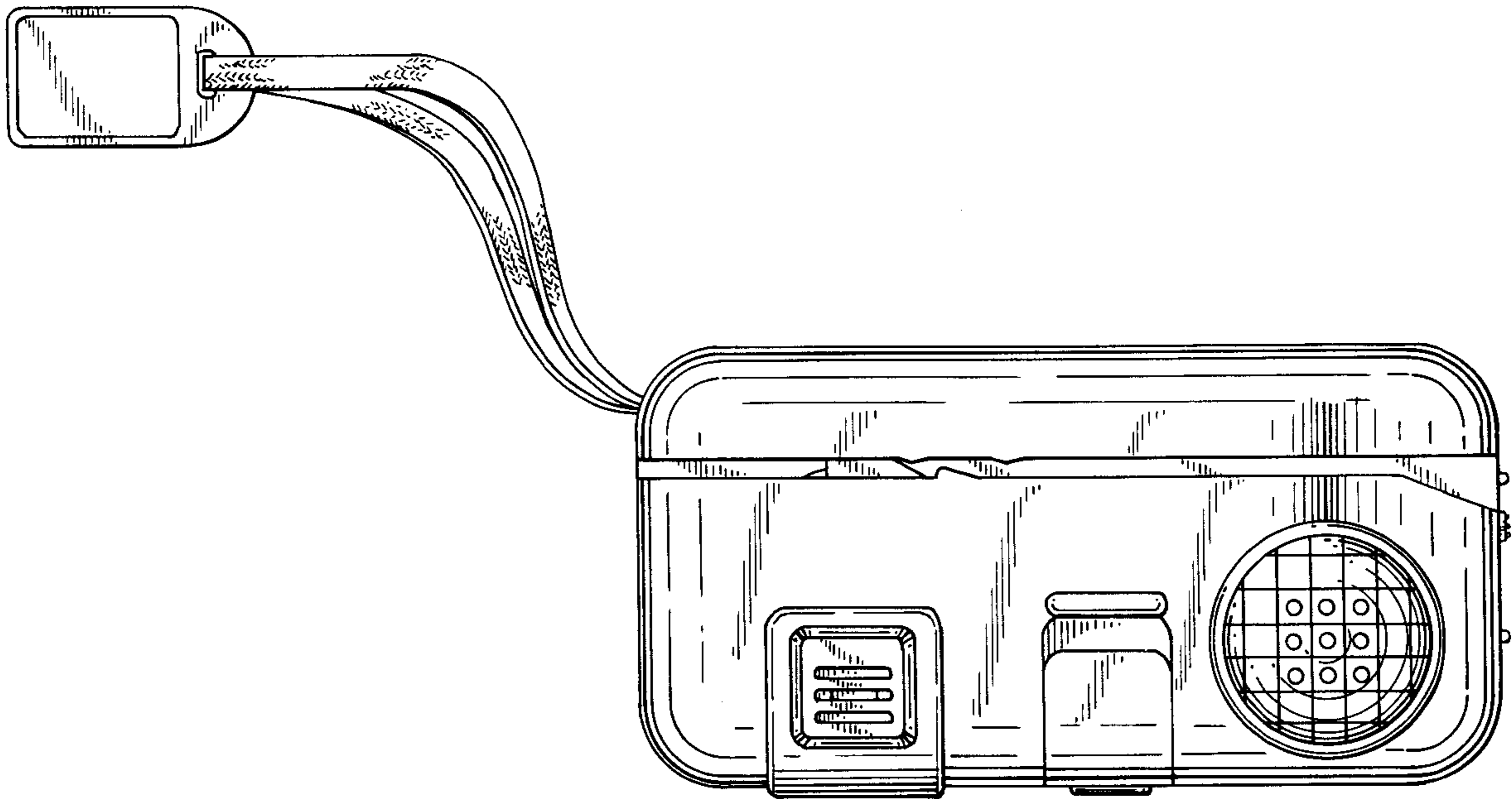
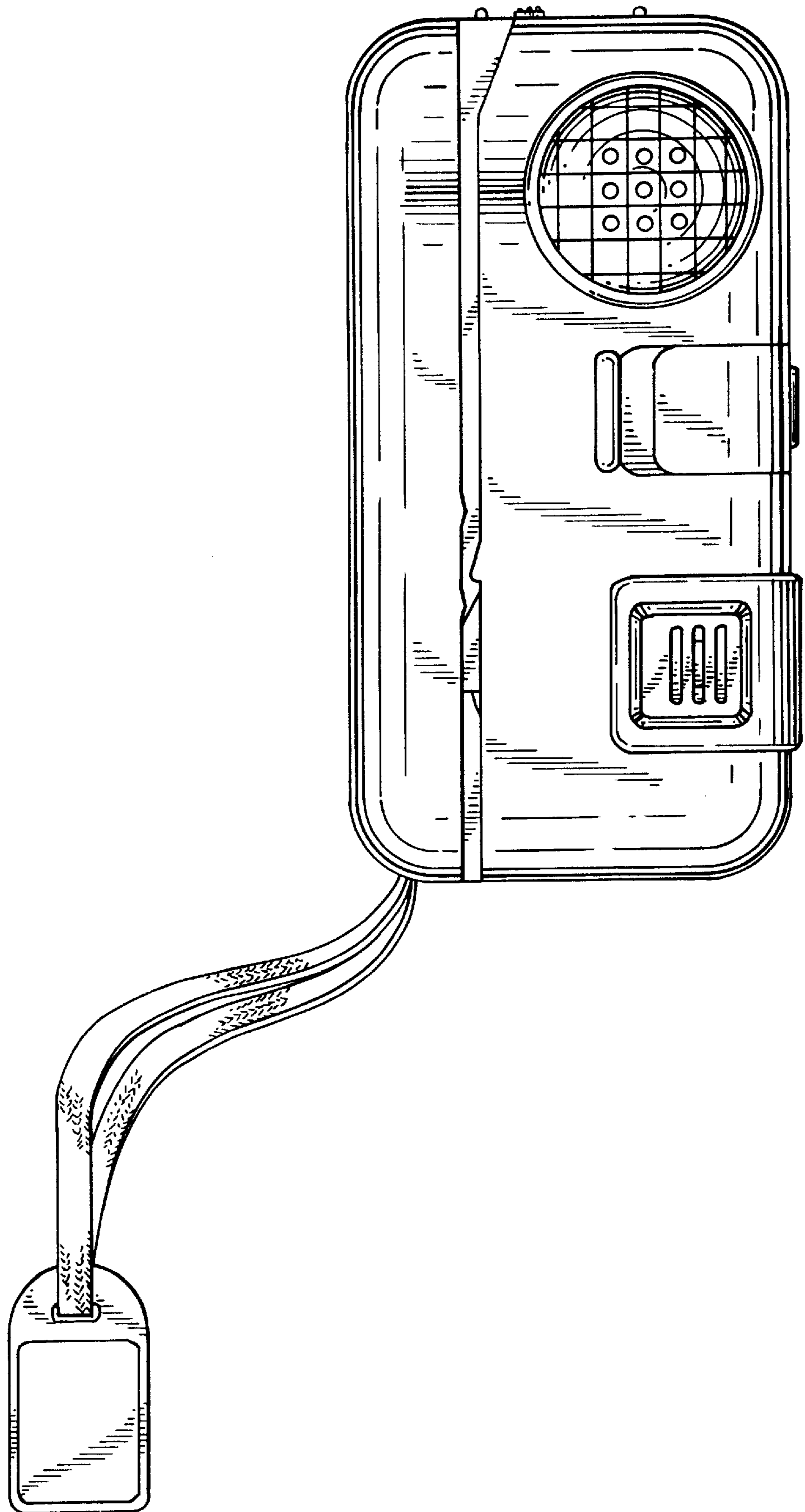


FIG. 1



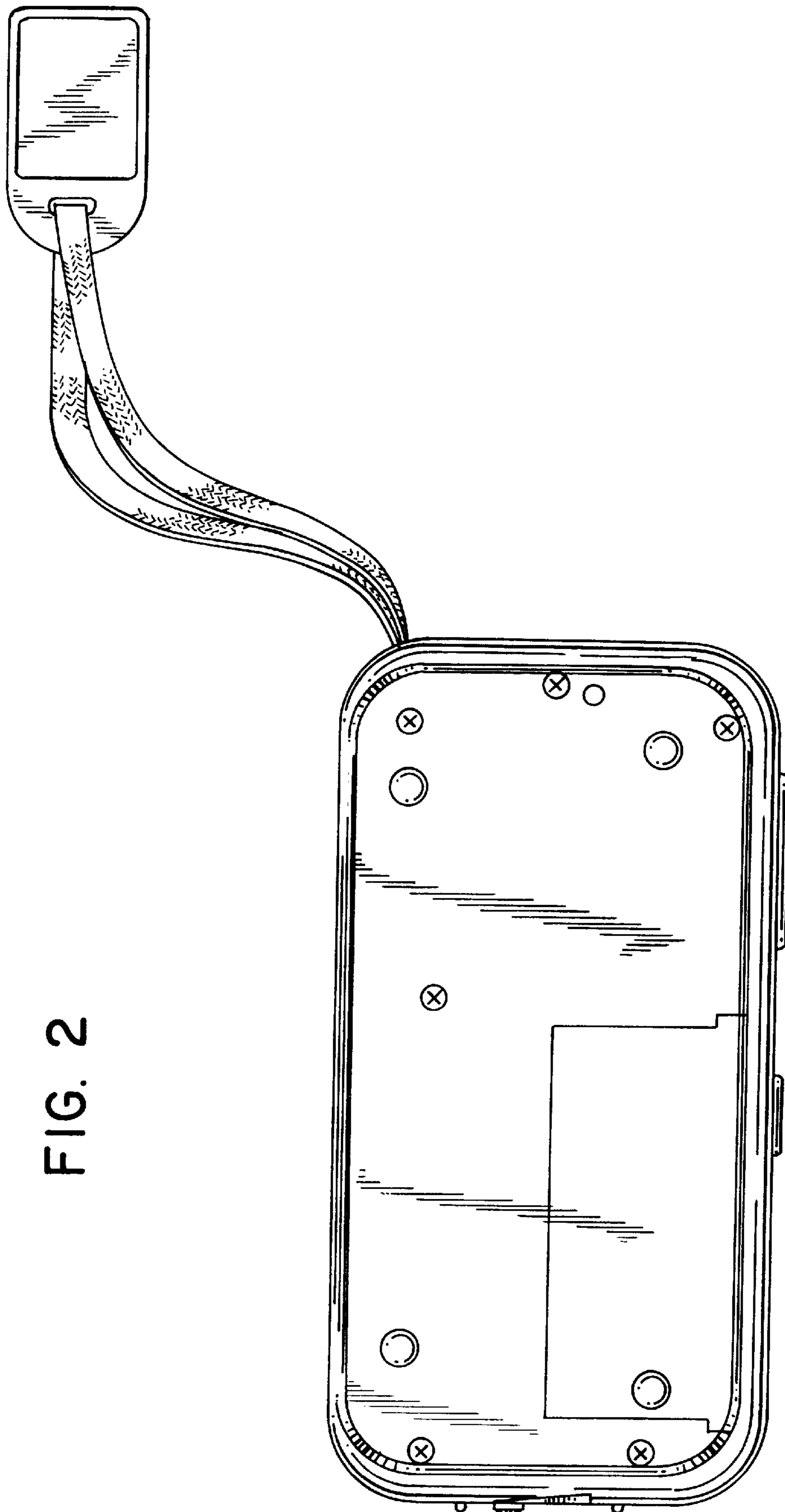


FIG. 2

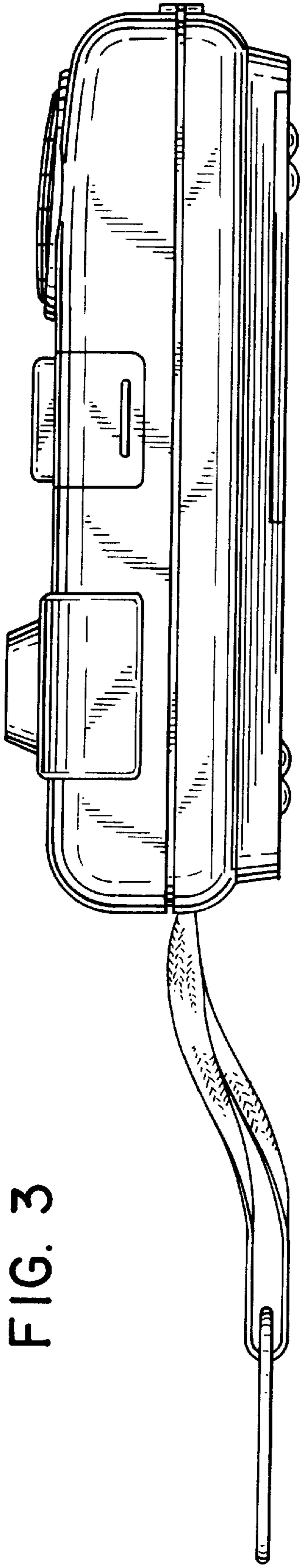


FIG. 3




FIG. 4

FIG. 5

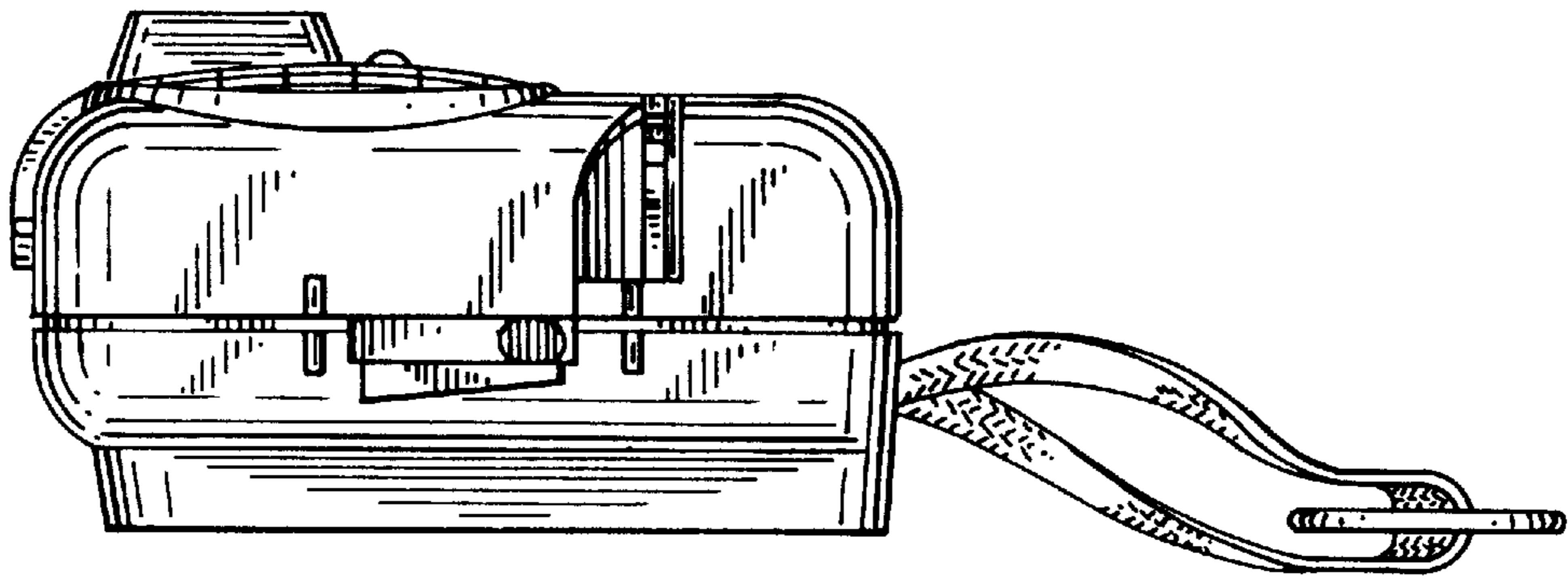


FIG. 6

