



US00D407765S

United States Patent [19] Zheng

[11] **Patent Number: Des. 407,765**
[45] **Date of Patent: **Apr. 6, 1999**

[54] **CONSTRUCTIONAL TOY PIECE**
[75] Inventor: **Yu Zheng**, Covina, Calif.
[73] Assignee: **Patent Category Corp.**, Monrovia, Calif.
[**] Term: **14 Years**
[21] Appl. No.: **61,873**
[22] Filed: **Nov. 1, 1996**
[51] **LOC (6) Cl. 16-06**
[52] **U.S. Cl. D21/491**
[58] **Field of Search D21/484, 485, D21/489-494, 500, 501; D25/113, 118; 446/102, 104, 108-116, 122-128; 52/606, 596, 604, 605**

1,562,006 11/1925 Sichterman .
1,882,607 10/1932 Howard .
1,898,297 2/1933 Fox 446/122
2,712,200 7/1955 Dearling .
3,023,890 3/1962 Scholten .
3,701,214 10/1972 Sakamoto .
3,855,752 12/1974 Aylon .
3,891,335 6/1975 Feil 446/114
4,107,894 8/1978 Mullins .
4,182,072 1/1980 Much .
4,740,188 4/1988 Coster .
5,215,490 6/1993 Szoradi .
5,281,181 1/1994 McCollum .

Primary Examiner—Raphael Barkai
Attorney, Agent, or Firm—Raymond Sun

[57] **CLAIM**

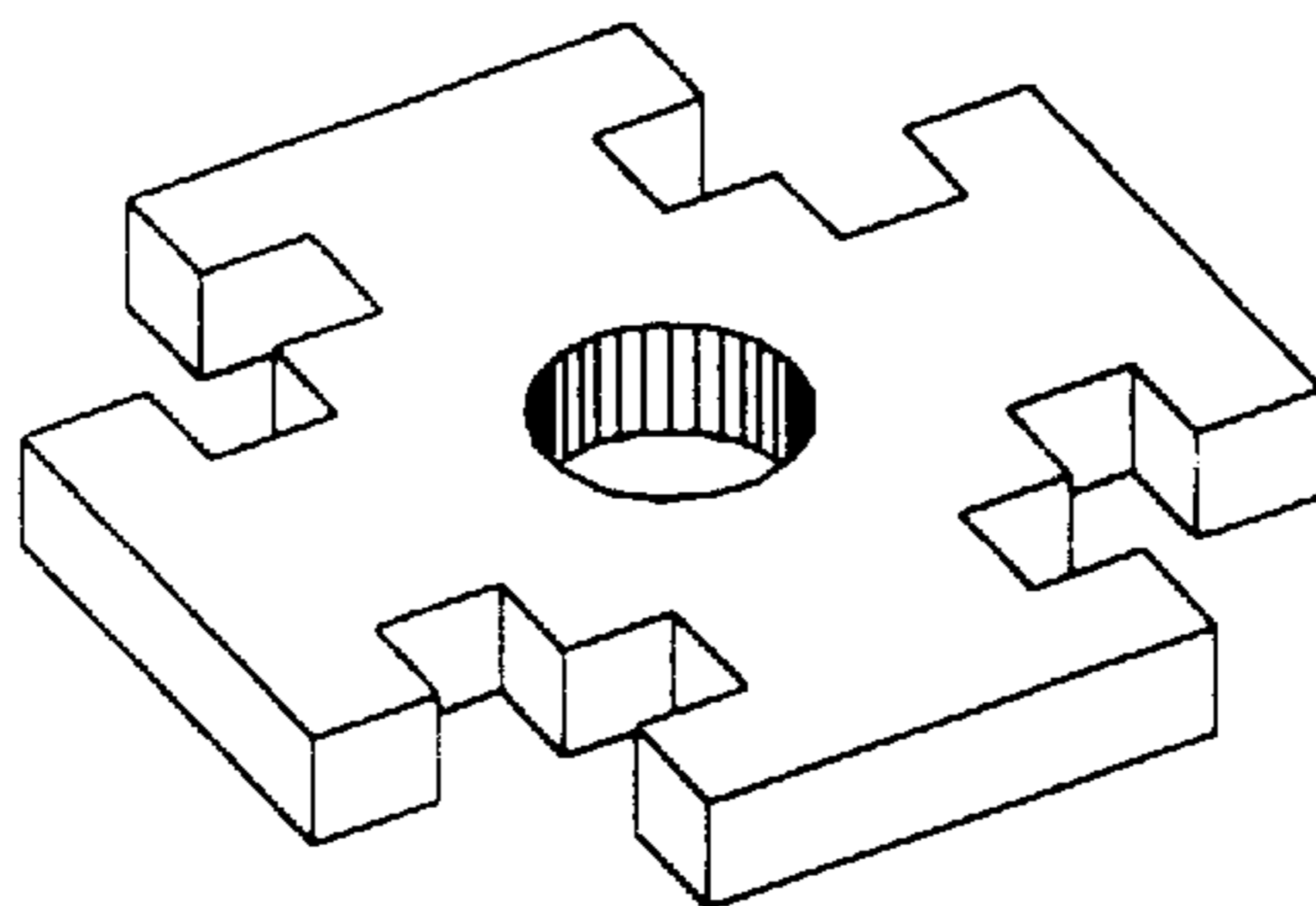
The ornamental design for a constructional toy piece, as shown and described.

[56] **References Cited**
U.S. PATENT DOCUMENTS
D. 4,058 5/1870 Ellis .
D. 236,221 8/1975 McAllister et al. .
D. 245,435 8/1977 Gnehm .
D. 247,132 1/1978 Gnehm .
D. 252,951 9/1979 Schuring .
D. 285,585 9/1986 Murdough, Jr. et al. D21/491
D. 370,944 6/1996 Hessler D21/491
D. 383,805 9/1997 Zheng D21/491
D. 388,841 1/1998 Zheng D21/491
1,163,851 12/1915 Pringle .

DESCRIPTION

FIG. 1 is a perspective view of my constructional toy piece; FIG. 2 is front plan view of the constructional toy piece of FIG. 1, the rear view being identical thereto; FIG. 3 is top plan view of the constructional toy piece of FIG. 1, the bottom plan view being identical thereto; and, FIG. 4 is a left side elevational view of the constructional toy piece of FIG. 1, the right side elevational view being identical thereto.

1 Claim, 1 Drawing Sheet



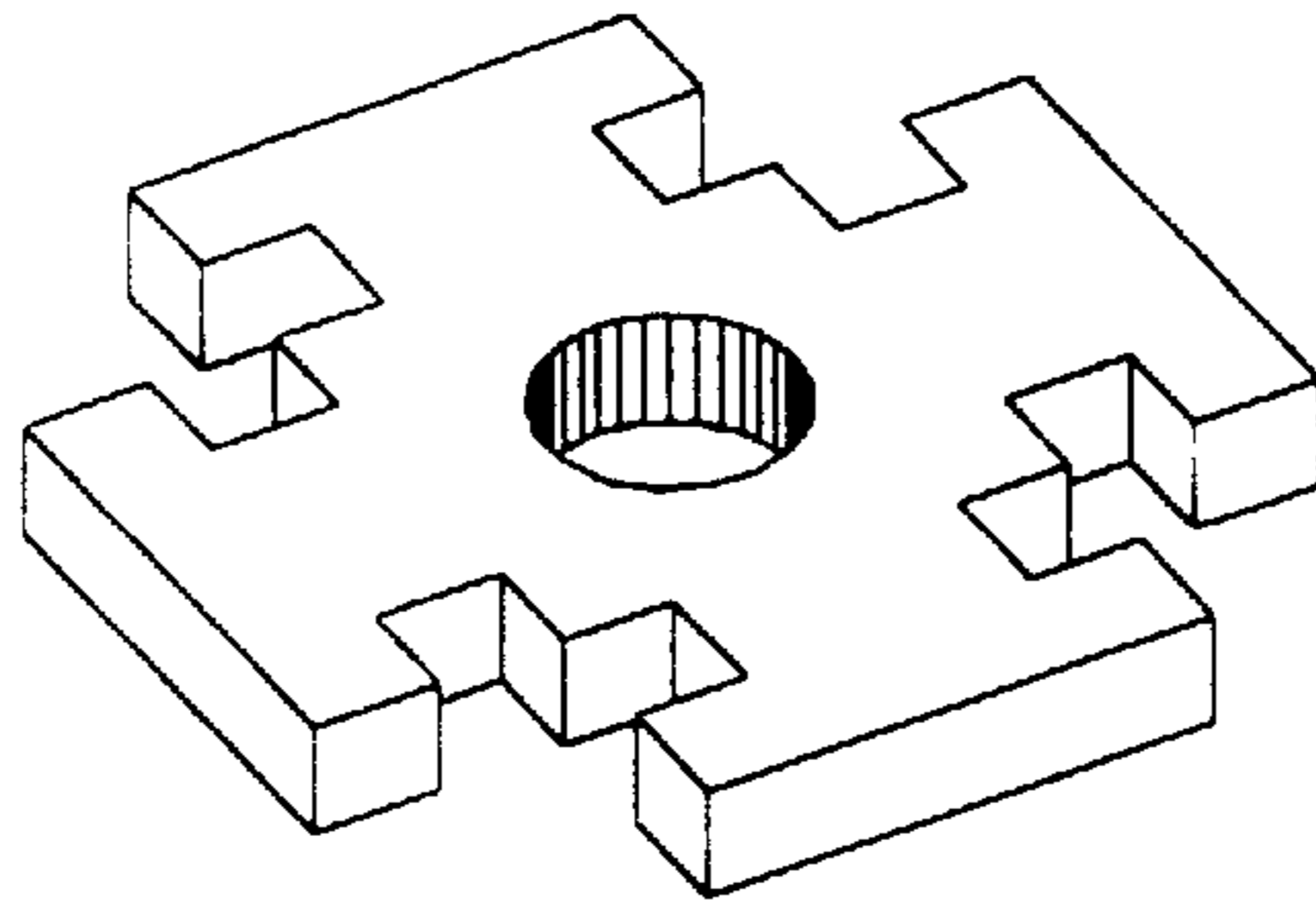


FIG. 1

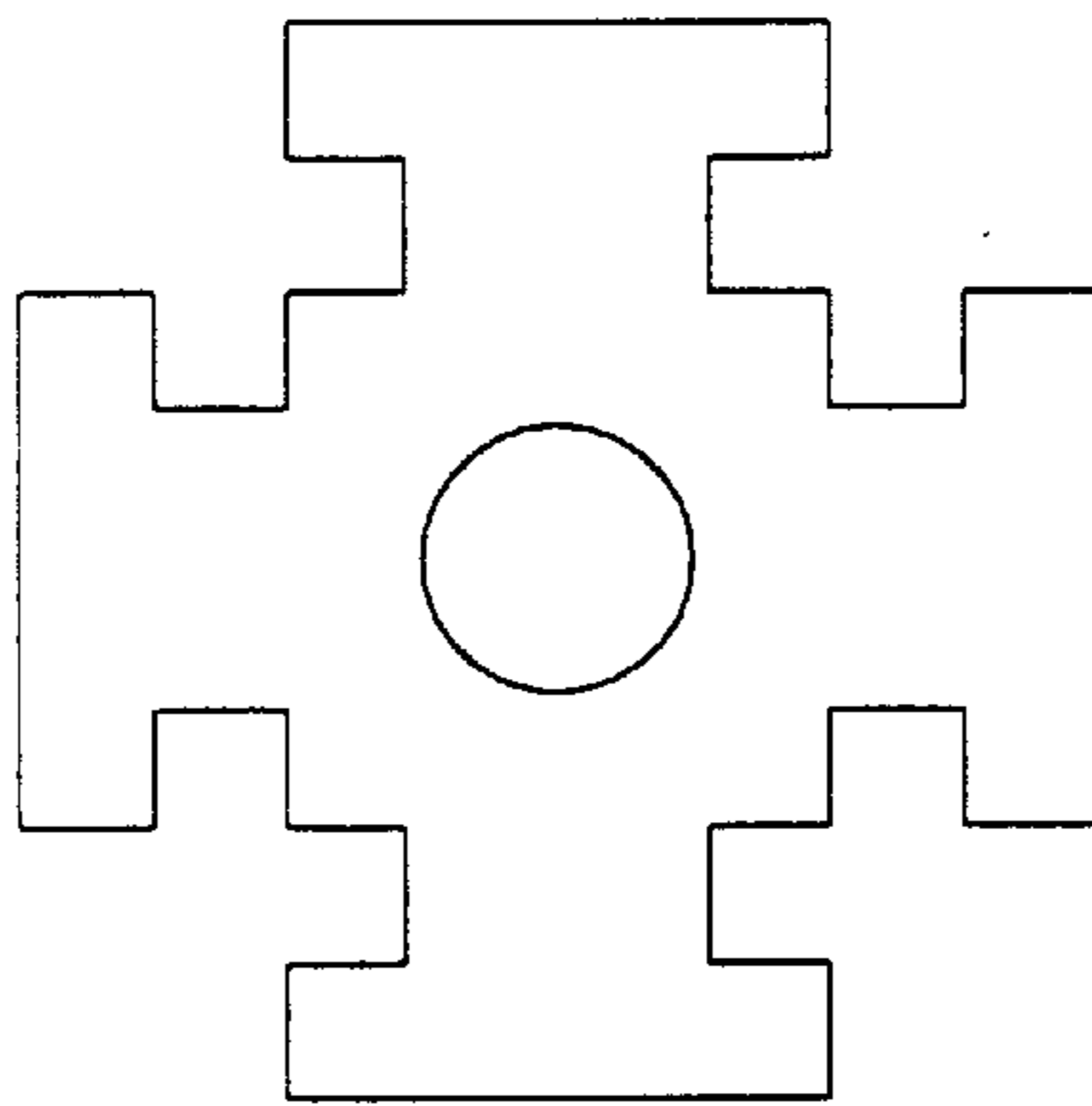


FIG. 2



FIG. 3



FIG. 4