

US00D407711S

United States Patent [19]

Storti et al.

[11] **Patent Number:** **Des. 407,711**

[45] **Date of Patent:** ****Apr. 6, 1999**

[54] **FRONT BEZEL FOR A CONSUMER ELECTRONIC APPLIANCE**

D. 370,677 6/1996 Olson D14/188
D. 374,223 10/1996 Herrmann et al. .

[75] Inventors: **William J. Storti**, Haverford; **David M. Gargani**, Bensalem, both of Pa.; **Paul Ocepek**, Arlington, Mass.

Primary Examiner—Ted Shooman
Assistant Examiner—Nanda Bondade
Attorney, Agent, or Firm—Barry R. Lipsitz

[73] Assignee: **General Instrument Corporation**, Horsham, Pa.

[57] **CLAIM**

[**] Term: **14 Years**

The ornamental design for a front bezel for a consumer electronic appliance, as shown and described.

[21] Appl. No.: **80,422**

[22] Filed: **Dec. 9, 1997**

DESCRIPTION

[51] **LOC (6) Cl.** **14-01**

[52] **U.S. Cl.** **D14/257**

[58] **Field of Search** D14/124-125,
D14/135, 155, 157, 159, 168, 188, 257-260,
265, 299, 239; 312/7.1; 455/6.1; 348/10,
11, 706

FIG. 1 is a front, top and right side perspective view of the front bezel for a consumer electronic appliance showing our new design;

FIG. 2 is a top plan view of the bezel;

FIG. 3 is a front elevational view of the bezel;

FIG. 4 is a left side elevational view of the bezel;

FIG. 5 is a right side elevational view of the bezel;

FIG. 6 is a rear elevational view of the bezel; and,

FIG. 7 is a bottom plan view of the bezel.

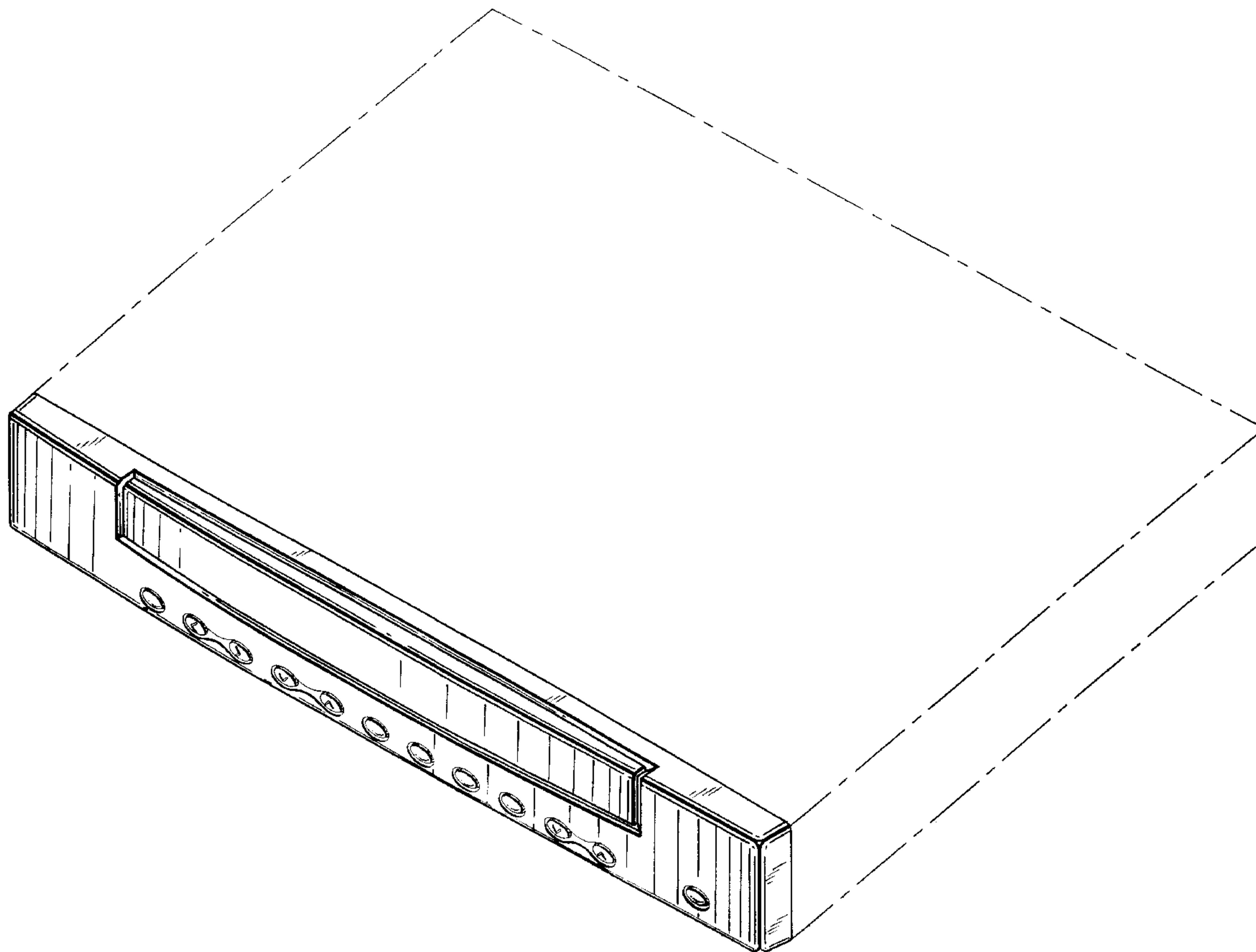
The broken line showing of set-top television terminal on FIG. 1, and the other details shown on FIGS. 2, 4-7 is for illustrative purposes only and forms no part of the claimed design.

[56] **References Cited**

U.S. PATENT DOCUMENTS

- D. 347,631 6/1994 Terleski .
- D. 368,085 3/1996 Mittal et al. .

1 Claim, 3 Drawing Sheets



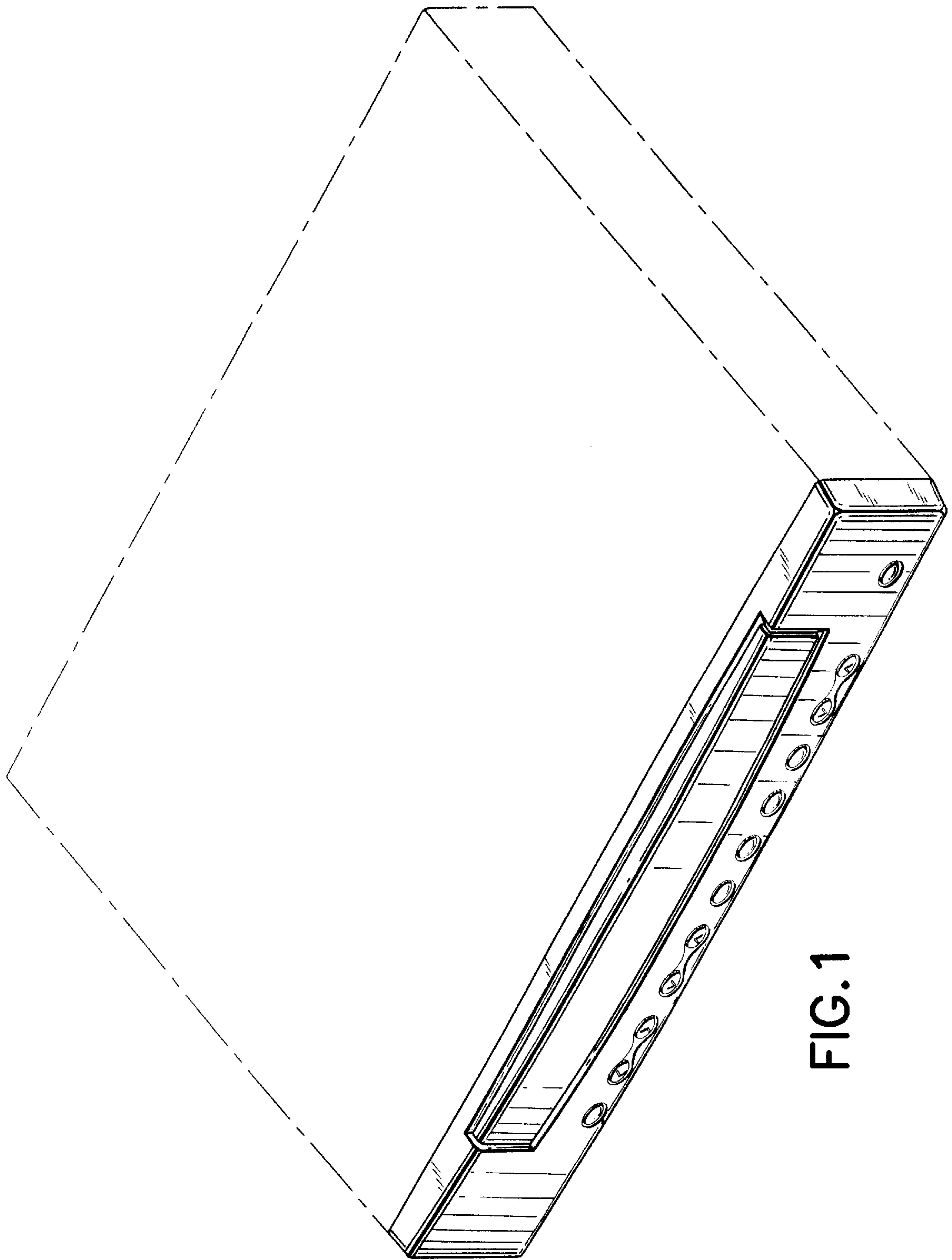


FIG. 1

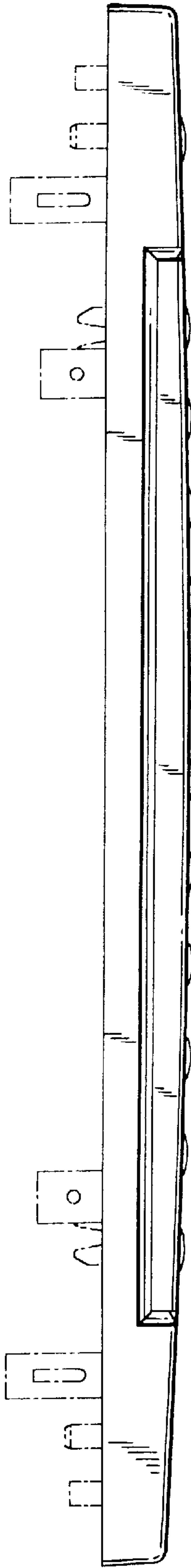


FIG. 2

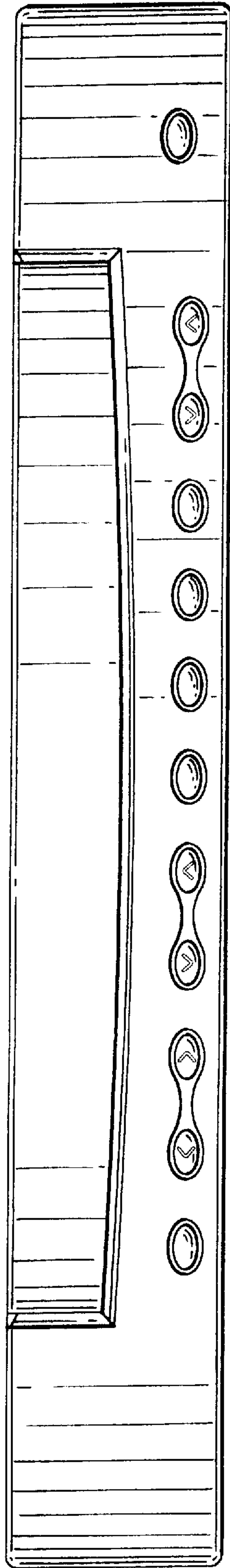


FIG. 3

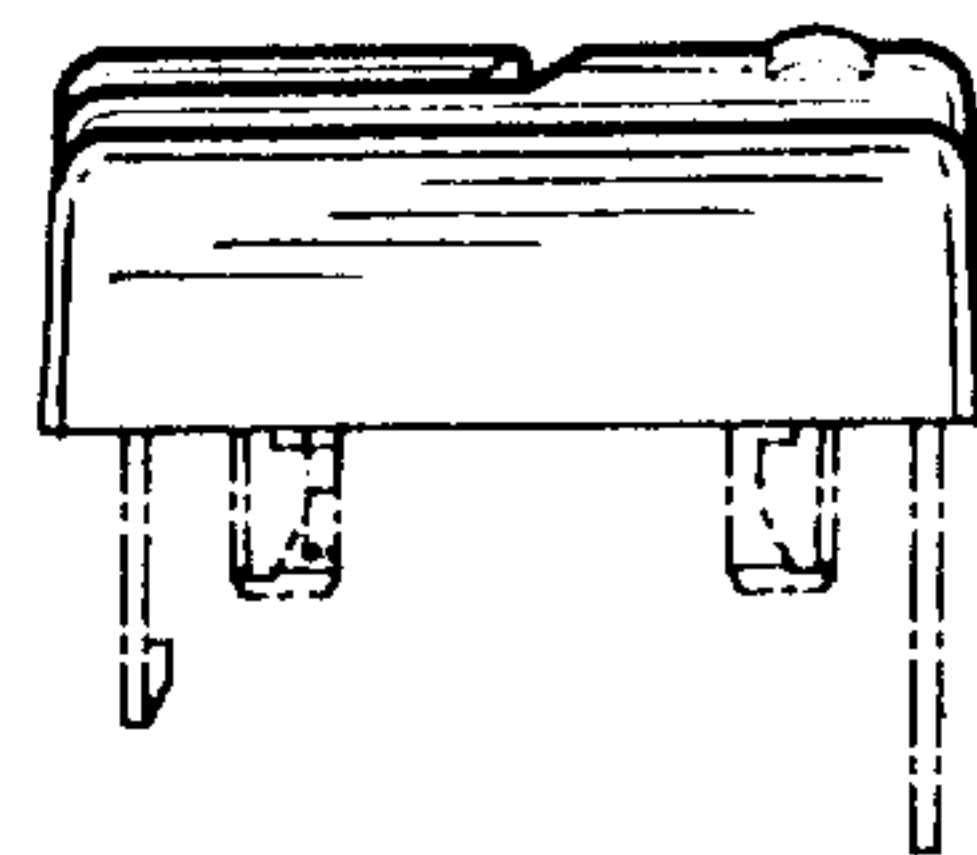


FIG. 4

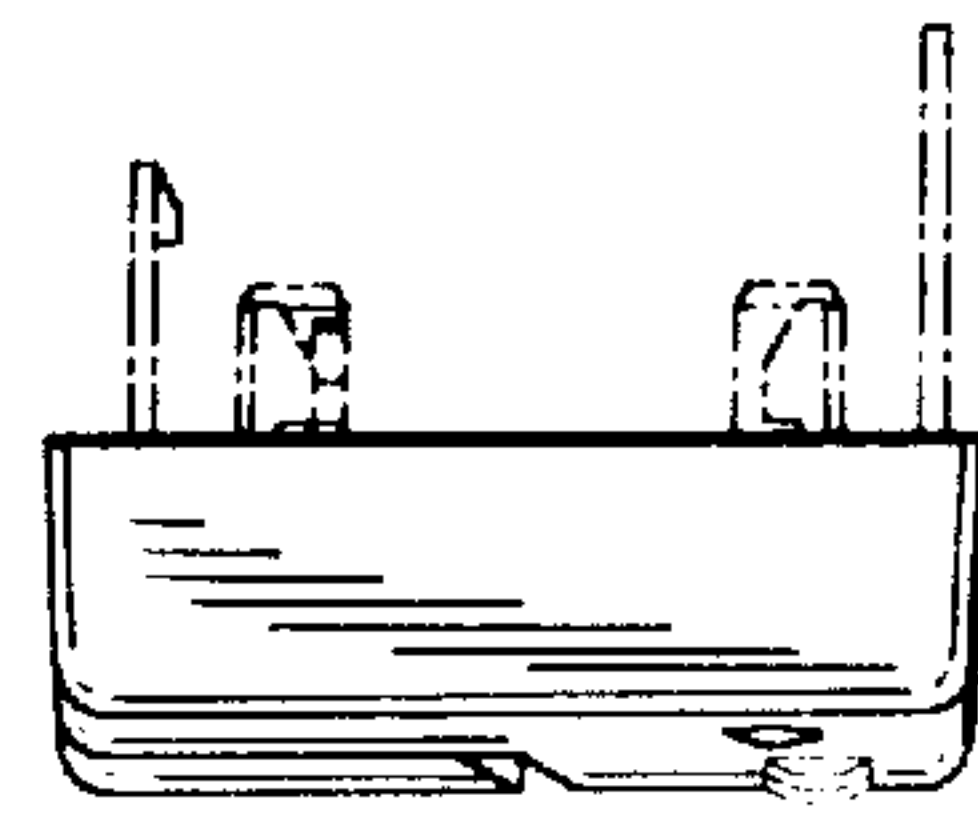


FIG. 5

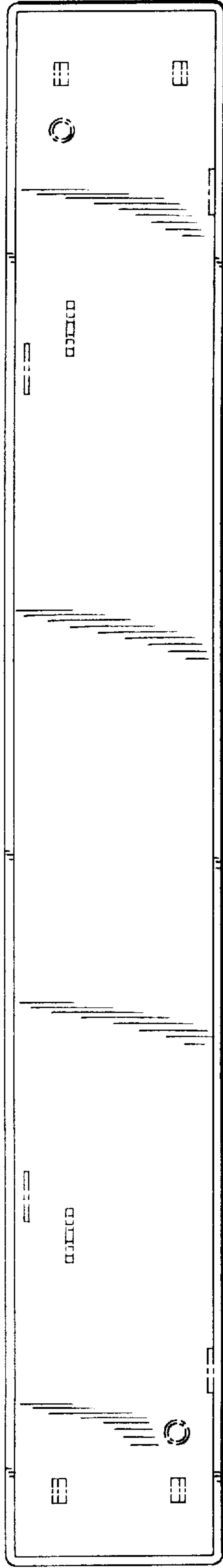


FIG. 6




FIG. 7