



US00D407703S

United States Patent [19] Stokes

[11] **Patent Number: Des. 407,703**

[45] **Date of Patent: **Apr. 6, 1999**

[54] **HANDSET**

[75] **Inventor: Adrian Stokes,**
Kingston-Upon-Thames, United
Kingdom

[73] **Assignee: MBM Technology Limited,** Brighton,
England

[**] **Term: 14 Years**

[21] **Appl. No.: 88,392**

[22] **Filed: May 22, 1998**

[30] **Foreign Application Priority Data**

Nov. 25, 1997 [GB] United Kingdom 2070749

[51] **LOC (6) Cl. 14-03**

[52] **U.S. Cl. D14/147; D14/138**

[58] **Field of Search** D14/137, 138,
D14/147-148, 247-248, 250, 240, 140-142;
379/433, 434, 419, 420, 428, 440; 455/550-575,
90

[56] **References Cited**

U.S. PATENT DOCUMENTS

D. 299,647 1/1989 Davies D14/248

- D. 300,743 4/1989 Zaugg et al. D14/147
- D. 326,449 5/1992 Wachob D14/147 X
- D. 345,355 3/1994 Konno et al. D14/138
- D. 345,555 3/1994 Yokouchi et al. D14/138
- D. 352,029 11/1994 Cowan D14/138
- D. 371,553 7/1996 Shields, Jr. et al. D14/147
- D. 372,919 8/1996 Nagele et al. D14/248
- D. 376,594 12/1996 Hogg et al. D14/148
- D. 383,130 9/1997 Waldner D14/138

Primary Examiner—Jeffrey Asch
Attorney, Agent, or Firm—Dean W. Russell; Kilpatrick
Stockton LLP

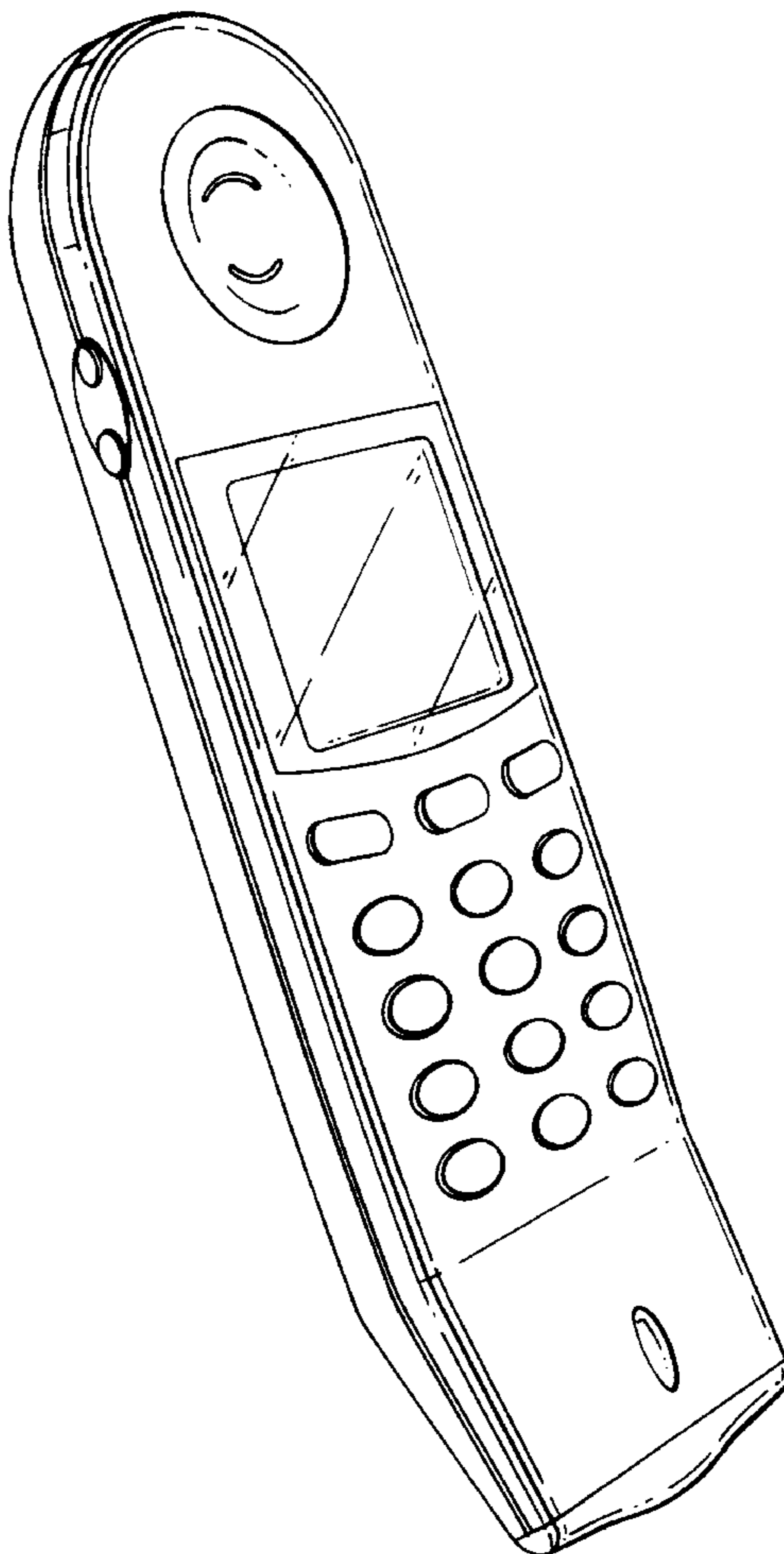
[57] **CLAIM**

The ornamental design for a handset, as shown and described.

DESCRIPTION

FIG. 1 is a perspective view showing the front, left side, and portions of the top and bottom of the present design; and, FIG. 2 is a perspective view showing the rear, right side, and remainder of the top and bottom of the design shown in FIG. 1.

1 Claim, 2 Drawing Sheets



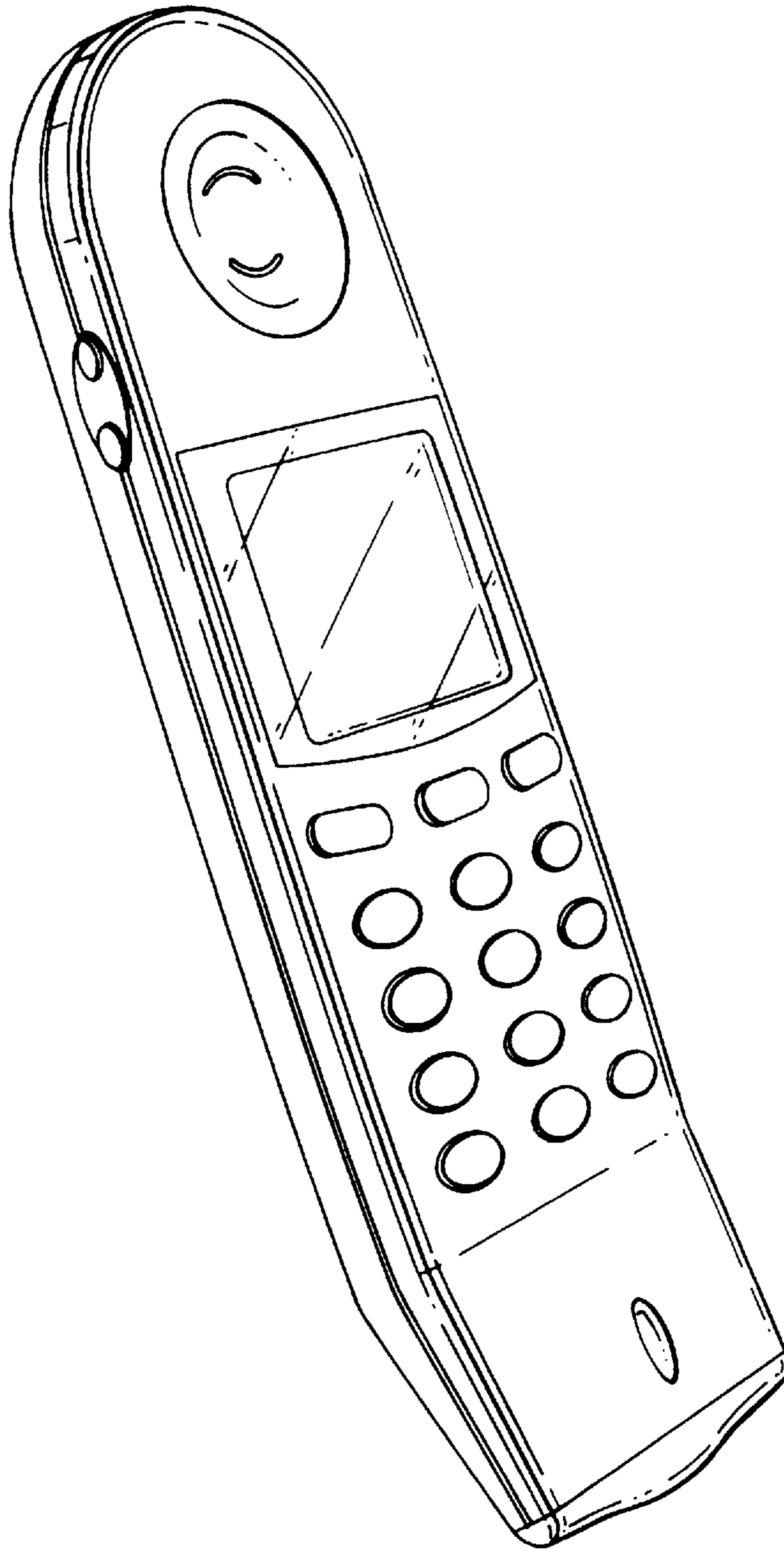


Fig .1.




Fig.2.