



US00D407670S

United States Patent [19]

Muhanna

[11] **Patent Number:** **Des. 407,670**

[45] **Date of Patent:** ****Apr. 6, 1999**

[54] **COMBINATION OF AN INFLATABLE PAD
SECURED ABOUT A BACKBOARD**

[76] Inventor: **Nabil L. Muhanna**, 2128 Valley Rd.,
Gainesville, Ga. 30501

[**] Term: **14 Years**

[21] Appl. No.: **88,878**

[22] Filed: **Jun. 2, 1998**

[51] **LOC (6) Cl.** **12-12**

[52] **U.S. Cl.** **D12/128; D6/382; D6/596;
D6/604**

[58] **Field of Search** D6/595, 596, 601,
D6/604, 605, 382; D12/128, 133; D21/803;
5/630, 634, 636, 644, 645, 417, 420, 706,
710, 652, 653, 654, 655.3, 655.5, 656,
625, 627, 81.1 R

[56] **References Cited**

U.S. PATENT DOCUMENTS

D. 258,481 3/1981 Kroll D6/604

D. 312,992 12/1990 Liebman D12/128
D. 379,784 6/1997 Muhanna et al. D12/128
2,703,416 3/1955 Owen 5/706
4,872,229 10/1989 Brady 5/710
4,908,895 3/1990 Walker 5/711
5,317,770 6/1994 Sakurai 5/625

Primary Examiner—Janice E. Seeger
Attorney, Agent, or Firm—Louis T. Isaf


[57] **CLAIM**

The ornamental design for a “combination of an inflatable pad secured about a backboard”, as shown and described.

DESCRIPTION

FIG. 1 is a perspective view of the combination of an inflatable pad secured about a backboard;
FIG. 2 is a top end view of the combination of FIG. 1;
FIG. 3 is a right side view of the combination of FIG. 1;
FIG. 4 is a left side view of the combination of FIG. 1;
FIG. 5 is a bottom end view of the combination of FIG. 1;
FIG. 6 is a top view of the combination of FIG. 1; and,
FIG. 7 is a bottom view of the combination of FIG. 1.

1 Claim, 4 Drawing Sheets



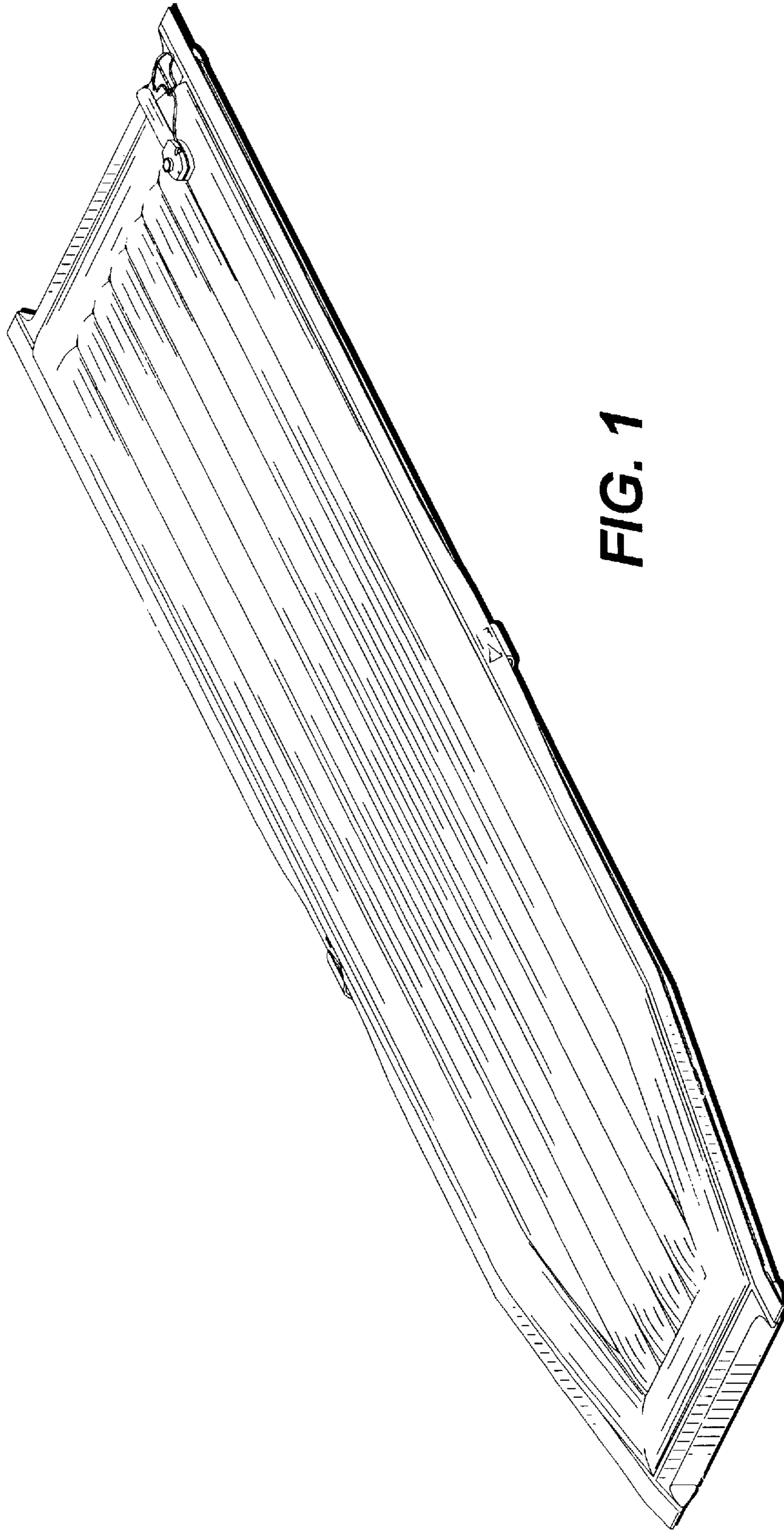


FIG. 1



FIG. 2

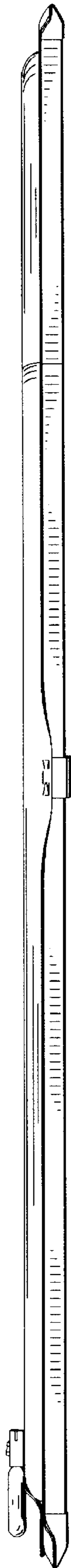


FIG. 3

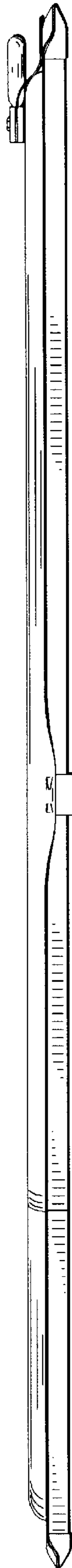


FIG. 4

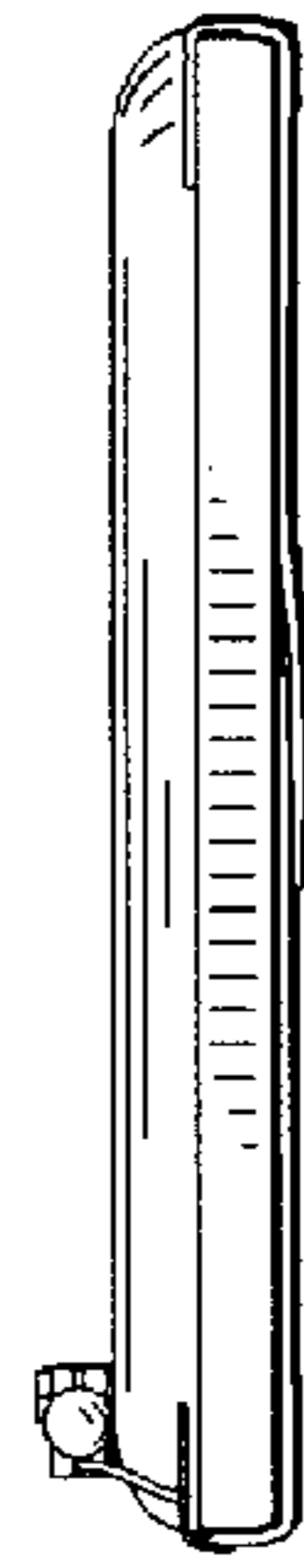


FIG. 5

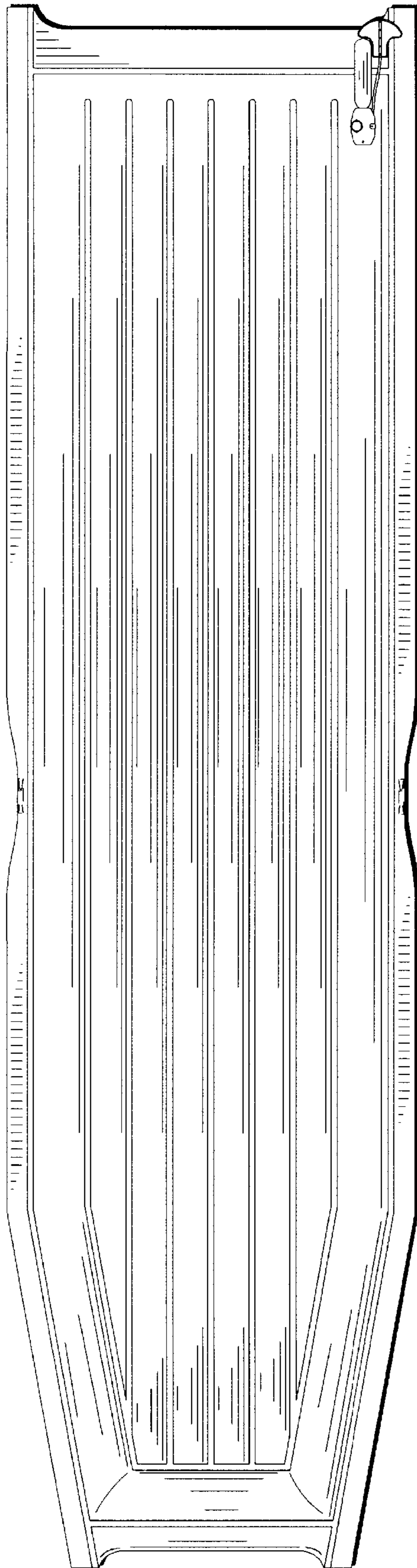


FIG. 6

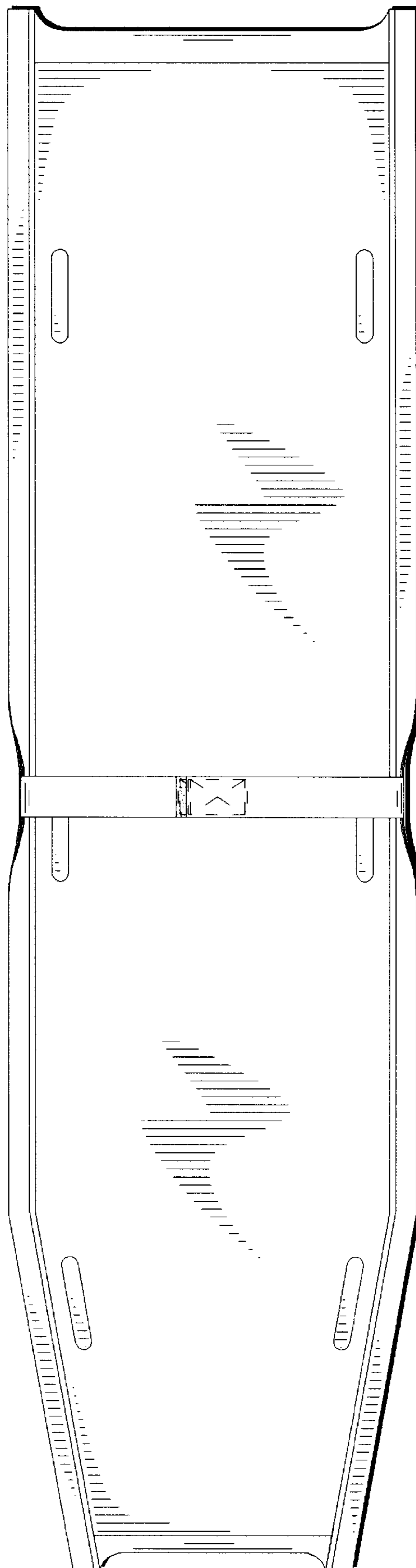


FIG. 7