



US00D407661S

United States Patent [19]

Dotterman et al.

[11] Patent Number: Des. 407,661

[45] Date of Patent: **Apr. 6, 1999

[54] ORNAMENT

[75] Inventors: **Perry S. Dotterman**, Maplewood;
Janet T. Keller, Eagan; **Karen F. MacDonald**, St. Paul, all of Minn.

[73] Assignee: **Minnesota Mining and Manufacturing Company**, St. Paul, Minn.

[**] Term: **14 Years**

[21] Appl. No.: **89,930**

[22] Filed: **Jun. 26, 1998**

[51] LOC (6) Cl. **11-02**

[52] U.S. Cl. **D11/121; D11/121**

[58] Field of Search **D11/117, 121, D11/131, 142, 184; 428/4, 7-9**

[56] References Cited

U.S. PATENT DOCUMENTS

D. 166,894	5/1952	Whitney	D11/142 X
D. 198,214	5/1964	Vallos	D11/121
D. 225,336	12/1972	Hojinoski, Jr.	D11/131
D. 276,143	10/1984	Williams	D11/121
D. 352,477	11/1994	Yang	D11/121
D. 390,807	2/1998	Otto	D11/121

Primary Examiner—Dominic Simone
Attorney, Agent, or Firm—Michael A. Hakamaki



[57] CLAIM

The ornamental design for an ornament, as shown and described.

DESCRIPTION

FIG. 1 is a perspective view of a first embodiment of an ornament according to the present invention; FIG. 2 is a top view of the ornament illustrated in FIG. 1; FIG. 3 is a bottom view of the ornament illustrated in FIG. 1; FIG. 4 is a front view of the ornament illustrated in FIG. 1, the rear view being the mirror image thereof; FIG. 5 is a right side view of the ornament illustrated in FIG. 1, the left side view being the mirror image thereof; FIG. 6 is a perspective view of a second embodiment of an ornament according to the present invention; FIG. 7 is a top view of the ornament illustrated in FIG. 6; FIG. 8 is a bottom view of the ornament illustrated in FIG. 6; FIG. 9 is an front view of the ornament illustrated in FIG. 6, the rear view being the mirror image thereof; and, FIG. 10 is a right side view of the ornament illustrated in FIG. 6, the left side view being the mirror image thereof.

1 Claim, 10 Drawing Sheets






FIG.1




FIG. 2




FIG. 3




FIG. 4

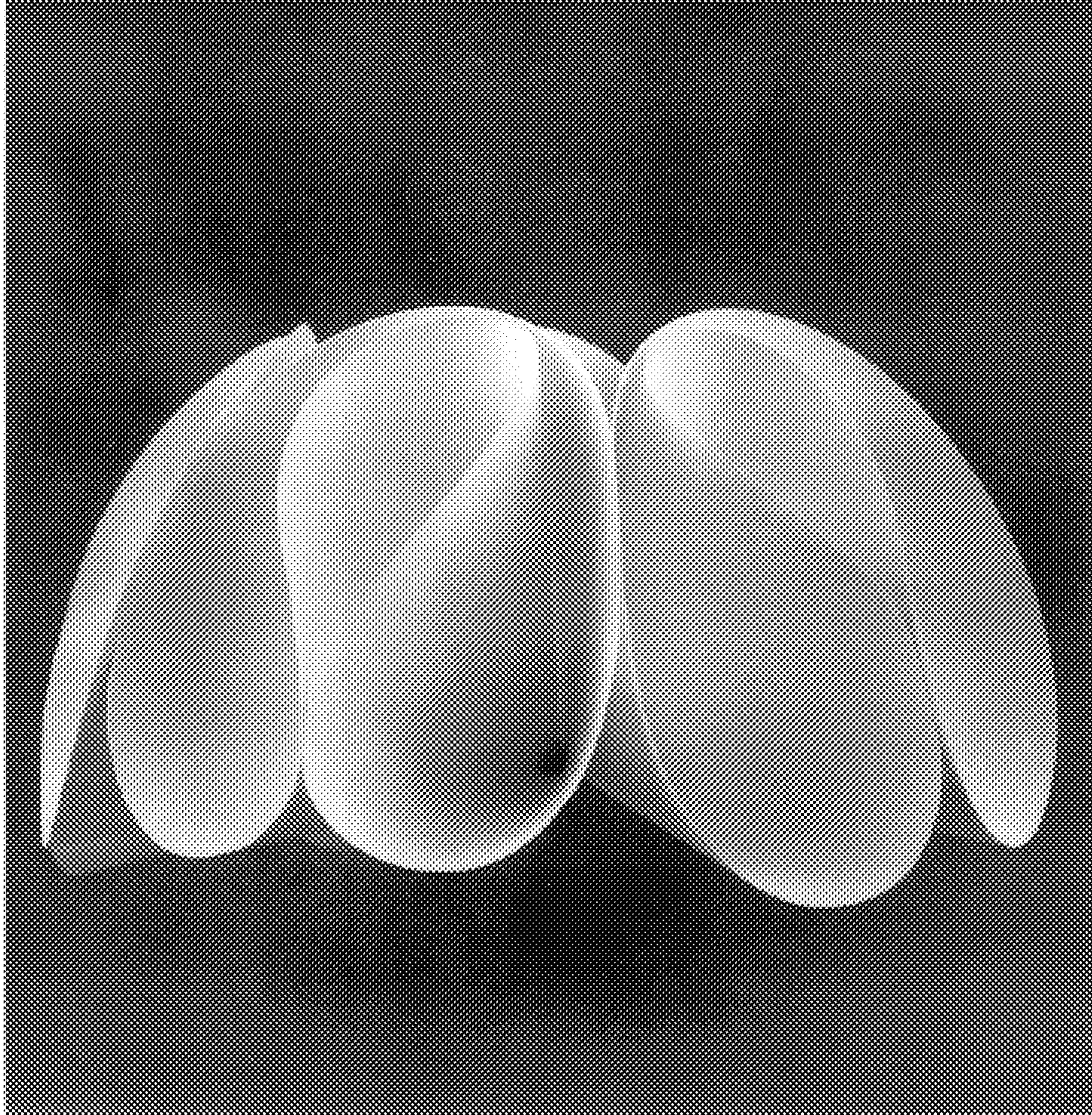


FIG. 5




FIG. 6




FIG. 7




FIG. 8




FIG. 9




FIG. 10