



US00D407660S

**United States Patent** [19]  
**Gordon**

[11] **Patent Number:** **Des. 407,660**  
[45] **Date of Patent:** **\*\*Apr. 6, 1999**

[54] **ARTICLE OF JEWELRY**

2,506,509 5/1950 Kratkowski ..... D11/83

[76] **Inventor:** **David S. Gordon**, 237 W. Station St.,  
Barrington, Ill. 60010

*Primary Examiner*—Ralf Seifert  
*Attorney, Agent, or Firm*—August E. Roehrig, Jr.; Hancock  
& Estabrook, LLP

[\*\*] **Term:** **14 Years**

[57] **CLAIM**

[21] **Appl. No.:** **94,085**

The ornamental design for an article of jewelry, as shown  
and described.

[22] **Filed:** **Sep. 25, 1998**

**DESCRIPTION**

[51] **LOC (6) Cl.** ..... **11-01**

[52] **U.S. Cl.** ..... **D11/83**

[58] **Field of Search** ..... D11/1, 2, 7, 30,  
D11/32, 40, 41, 42, 43, 44, 46, 47, 49,  
53, 54, 79–83, 95–116; 63/1.1, 2, 20, 13

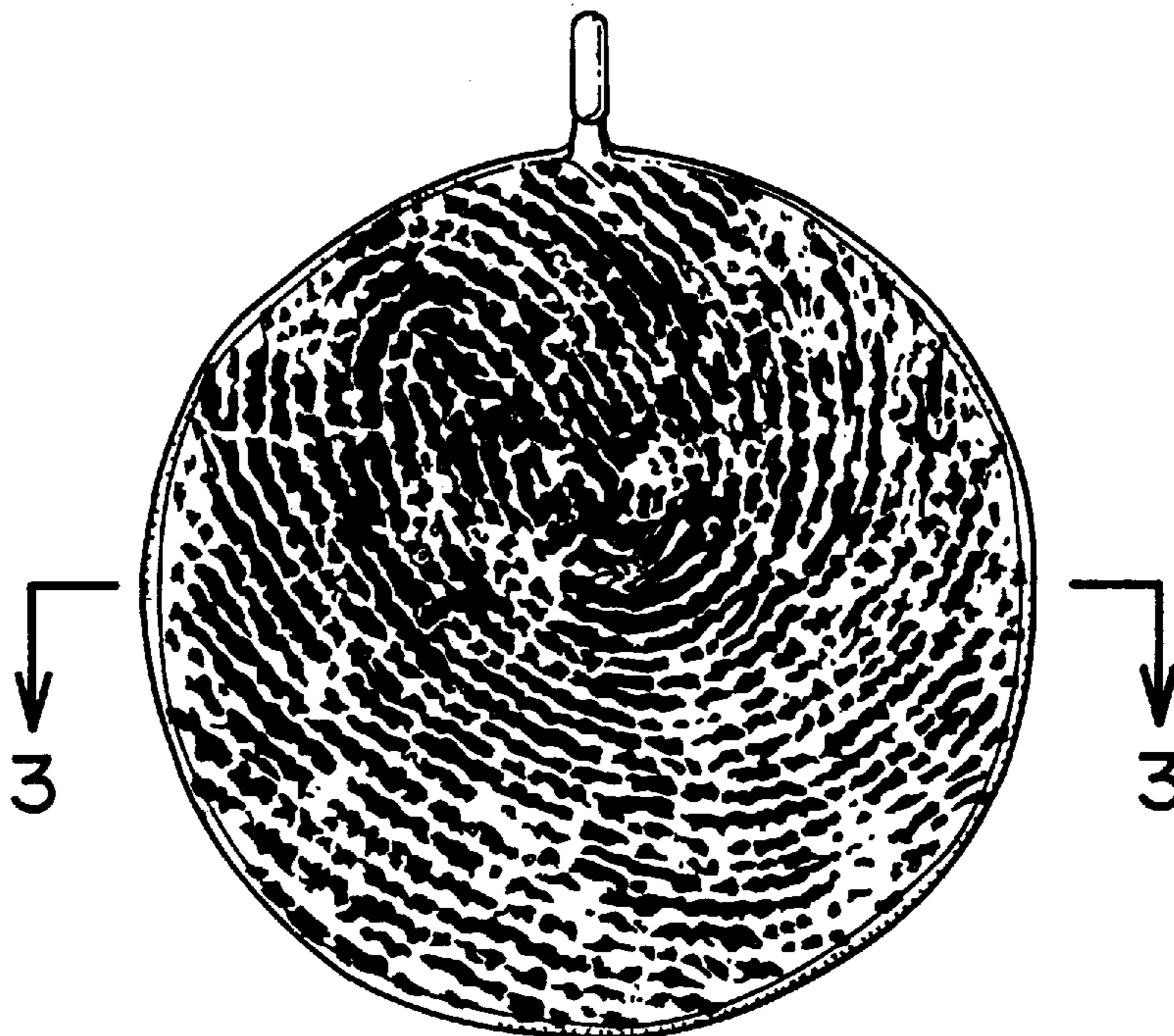
FIG. 1 is a front profile view of the article of jewelry  
showing a textured surface in the form of a fingerprint;  
FIG. 2 is a right side profile view of the article of jewelry,  
the left side being a mirror image thereof;  
FIG. 3 is a cross sectional view to better illustrate the  
textured surface in the form of a fingerprint;  
FIG. 4 is a rear planer view of the article of jewelry;  
FIG. 5 is a bottom planer view of the article of jewelry  
illustrated in FIG. 4;  
FIG. 6 is a top elevation view of the article of jewelry as  
illustrated in FIG. 4; and,  
FIG. 7 is an alternative embodiment in combination with an  
encircling jewelry article.

[56] **References Cited**

**U.S. PATENT DOCUMENTS**

D. 143,735	2/1946	Keiper	.....	D11/104
D. 238,090	12/1975	Poulin	.....	D11/81
D. 241,157	8/1976	Poulin	.....	D11/81
D. 245,680	9/1977	Klitzner	.....	D11/83
D. 247,880	5/1978	Lang	.....	D11/102
D. 313,370	1/1991	Steiner	.....	D11/44
2,145,071	1/1939	Cave	.....	D11/83

**1 Claim, 3 Drawing Sheets**



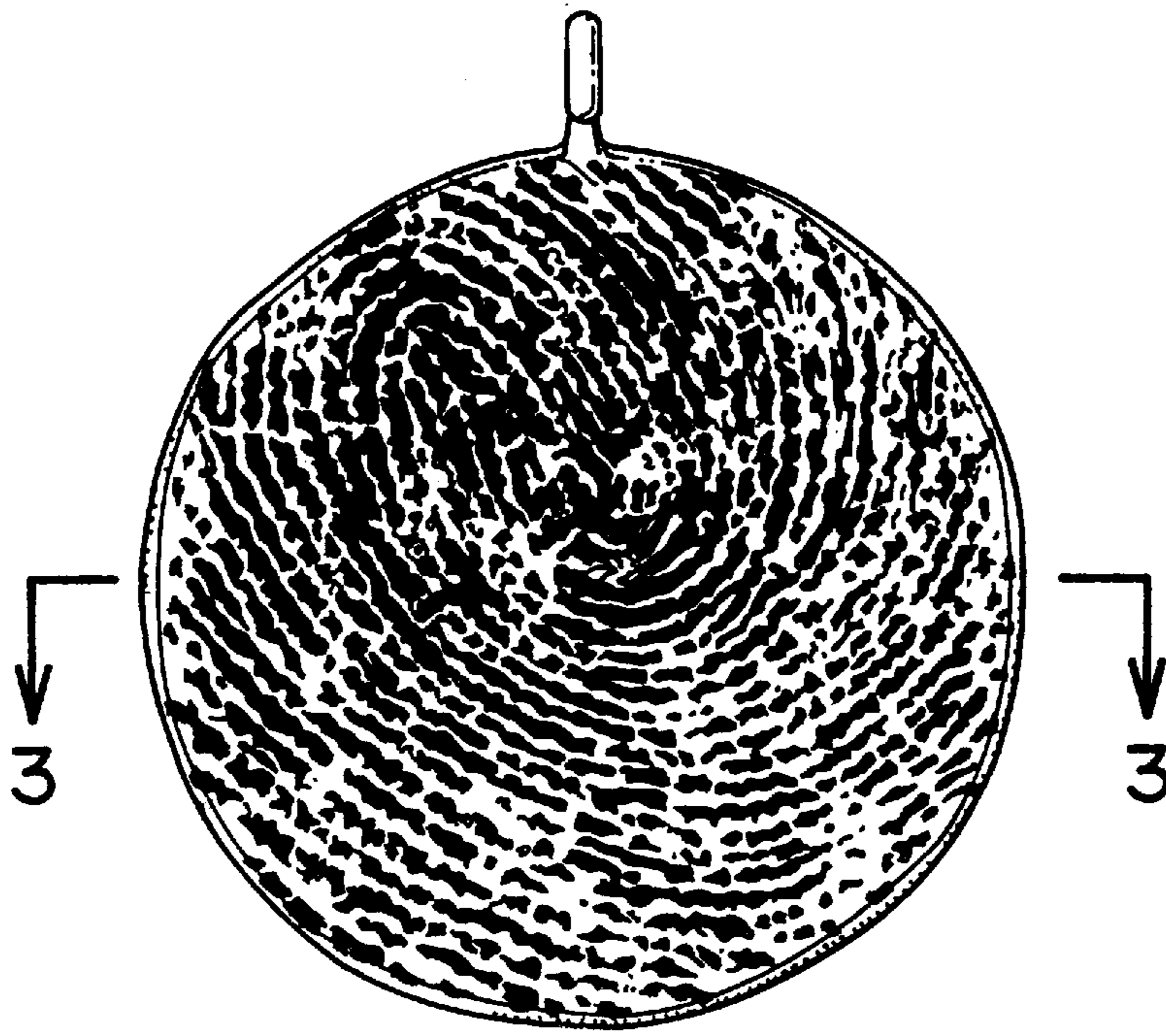


FIG. 1

FIG. 2



FIG. 3

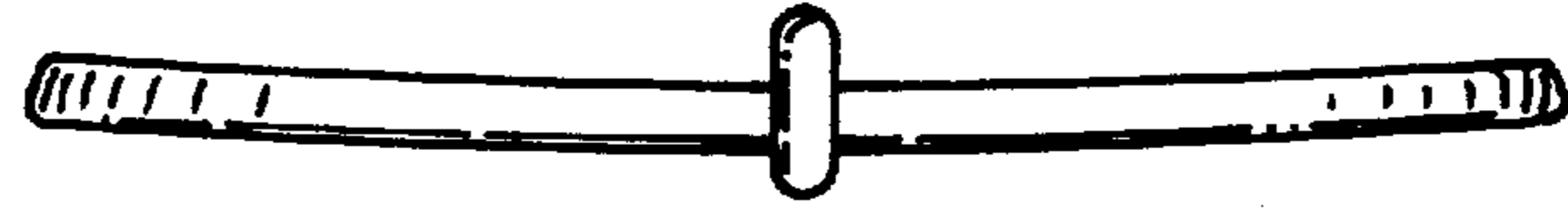


FIG. 6

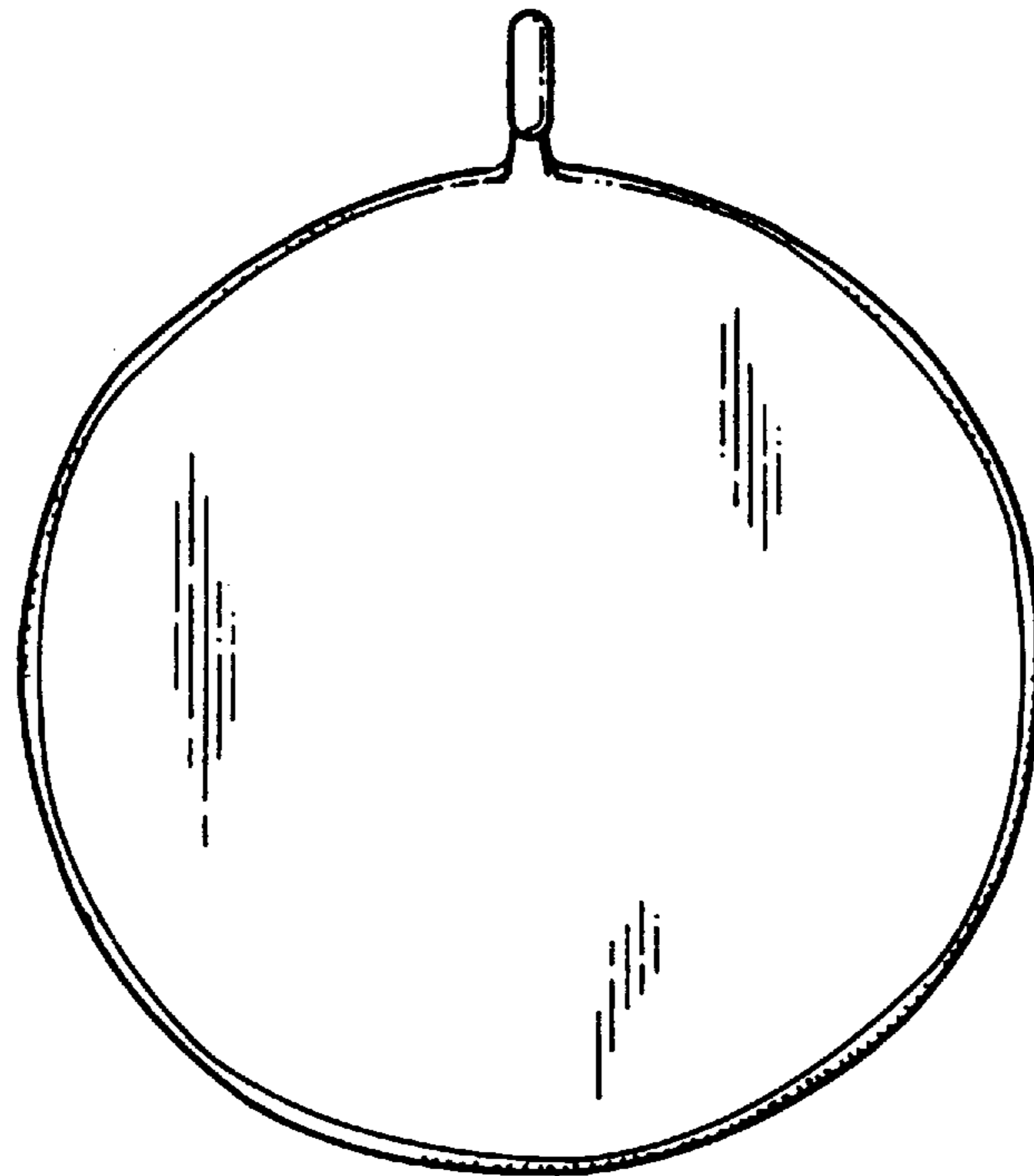


FIG. 4



FIG. 5



FIG. 7