



US00D407652S

United States Patent [19]
Wu

[11] **Patent Number:** **Des. 407,652**

[45] **Date of Patent:** ****Apr. 6, 1999**

[54] **COMBINED CLOCK AND PHOTOGRAPH HOLDER**

D. 290,787 7/1987 Chisholm D6/301
D. 312,787 12/1990 Ives D10/2

[76] Inventor: **Robert Wu**, P.O. Box 63-247,
Taichung, Taiwan

Primary Examiner—Nelson C. Holtje
Attorney, Agent, or Firm—Charles E. Baxley, Esq.

[**] Term: **14 Years**

[57] **CLAIM**

[21] Appl. No.: **89,723**

The ornamental design for combined clock and photograph holder, as shown and described.

[22] Filed: **Jun. 22, 1998**

DESCRIPTION

[51] **LOC (6) Cl.** **10-01**

[52] **U.S. Cl.** **D10/2; D10/22; D6/301**

[58] **Field of Search** **D10/2, 22-23, D10/126; 368/276-277, 285**


FIG. 1 is a perspective view of a combined clock and photograph holder showing my new design, wherein the circles around the clock face may hold photographs therein; FIG. 2 is a front elevational view thereof; FIG. 3 is a rear elevational view thereof; and, FIG. 4 is a left elevational view thereof; and, the right elevational view, and top elevational view and bottom elevational view being identical to the front elevational view.

[56] **References Cited**

U.S. PATENT DOCUMENTS

- D. 35,935 6/1902 Hammack .
- D. 146,174 1/1947 Dow D10/23
- D. 283,877 5/1986 Faciane D10/126

1 Claim, 3 Drawing Sheets



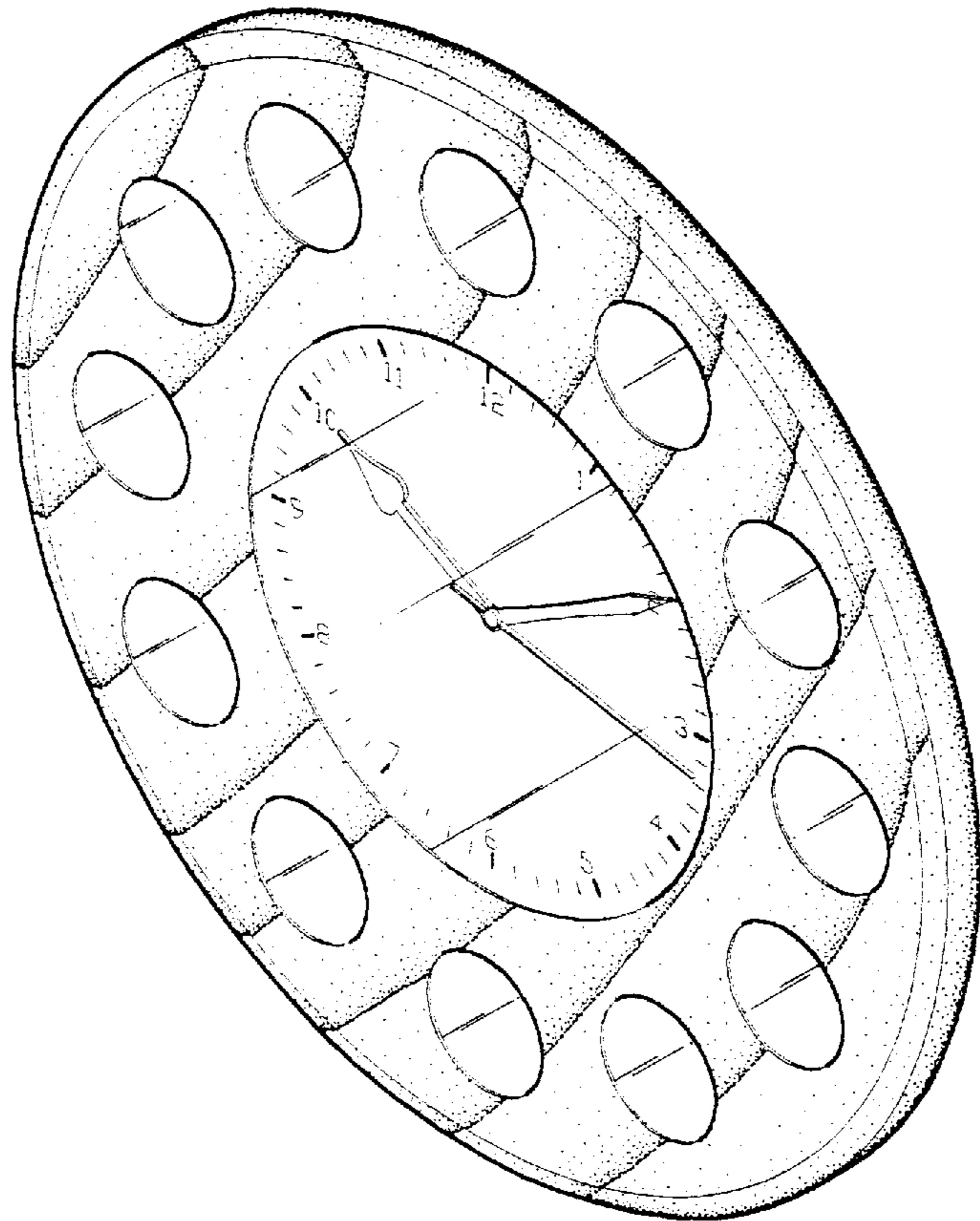


Fig. 1




Fig. 2

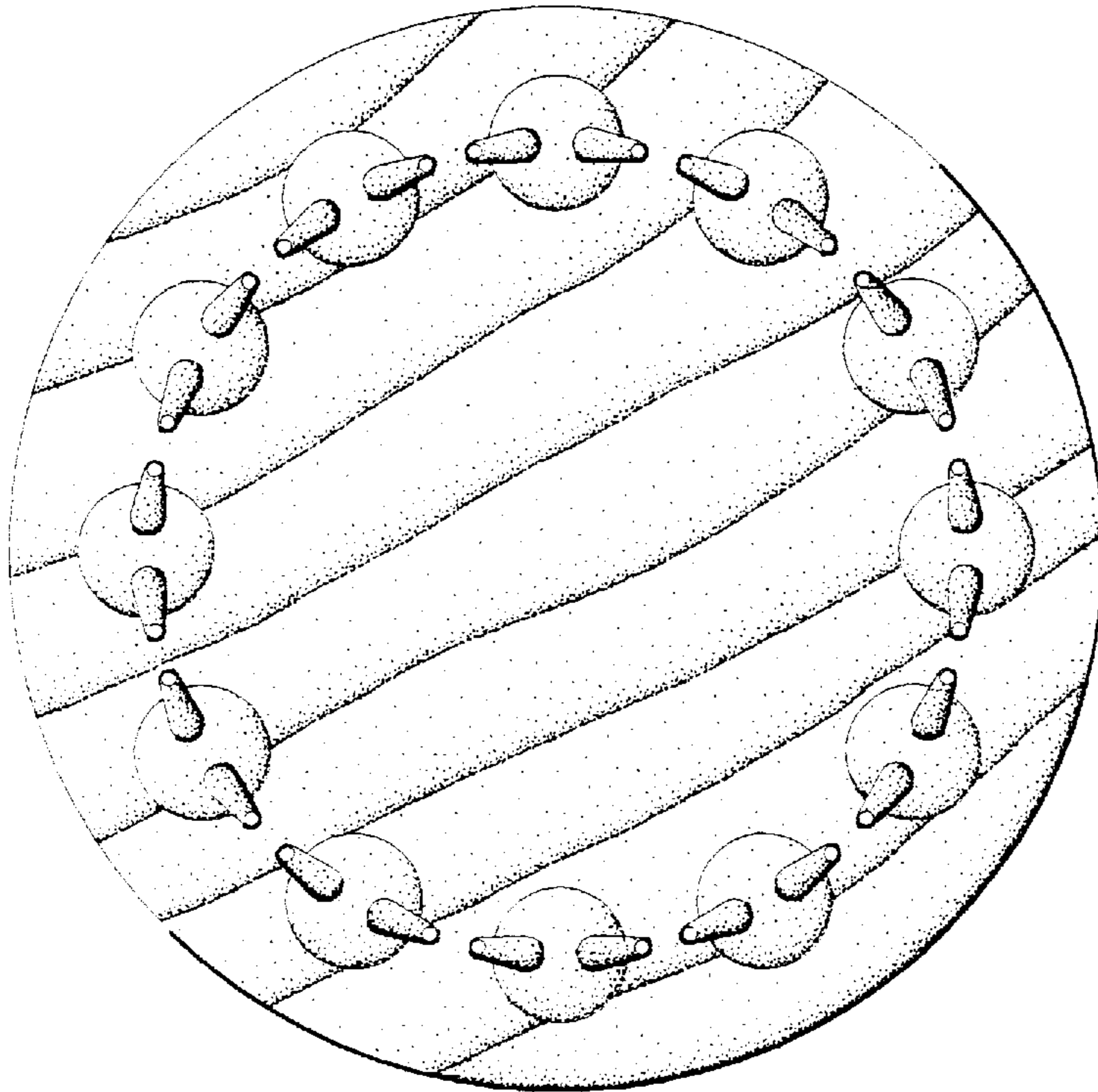


Fig. 3



Fig. 4