



US00D407581S

# United States Patent [19] Diehl

[11] **Patent Number: Des. 407,581**  
[45] **Date of Patent: \*\*Apr. 6, 1999**

[54] **MAGAZINE RACK**  
[75] Inventor: **Claudia Diehl**, Erbach, Germany  
[73] Assignee: **Koziol Geschenkartikel GmbH**,  
Erbach, Germany  
[\*\*] Term: **14 Years**  
[21] Appl. No.: **78,769**  
[22] Filed: **Oct. 31, 1997**  
[30] **Foreign Application Priority Data**  
Aug. 2, 1997 [DE] Germany ..... M 97 07 220.6  
[51] **LOC (6) Cl.** ..... **06-04**  
[52] **U.S. Cl.** ..... **D6/475**  
[58] **Field of Search** ..... D6/466, 475, 476,  
D6/449; 211/1, 13.1, 70.1, 50, 133.1, 42;  
206/524.1, 457, 424, 425; 248/441.1, 127,  
146, 163.1, 176.1

D. 150,379 7/1948 Spence ..... D6/476  
D. 171,645 3/1954 Fraley ..... D6/476 X  
D. 176,514 1/1956 Hauser ..... D6/476  
D. 263,773 4/1982 Keller ..... D6/475  
1,847,042 2/1932 Wyatt ..... 211/50

*Primary Examiner*—James Gandy  
*Assistant Examiner*—Linda Brooks  
*Attorney, Agent, or Firm*—Michael J. Striker

### [57] CLAIM


The ornamental design for a magazine rack, as shown and described.

### DESCRIPTION

FIG. 1 is a perspective view of a magazine rack showing our new design;  
FIG. 2 is an enlarged front view, the rear being identical;  
FIG. 3 is a side view of FIG. 2, the opposite side being identical;  
FIG. 4 is a top plan view of FIG. 2; and,  
FIG. 5 is a bottom plan view of FIG. 2.

[56] **References Cited**  
U.S. PATENT DOCUMENTS  
D. 88,494 12/1932 Anderson ..... D6/476 X

**1 Claim, 3 Drawing Sheets**



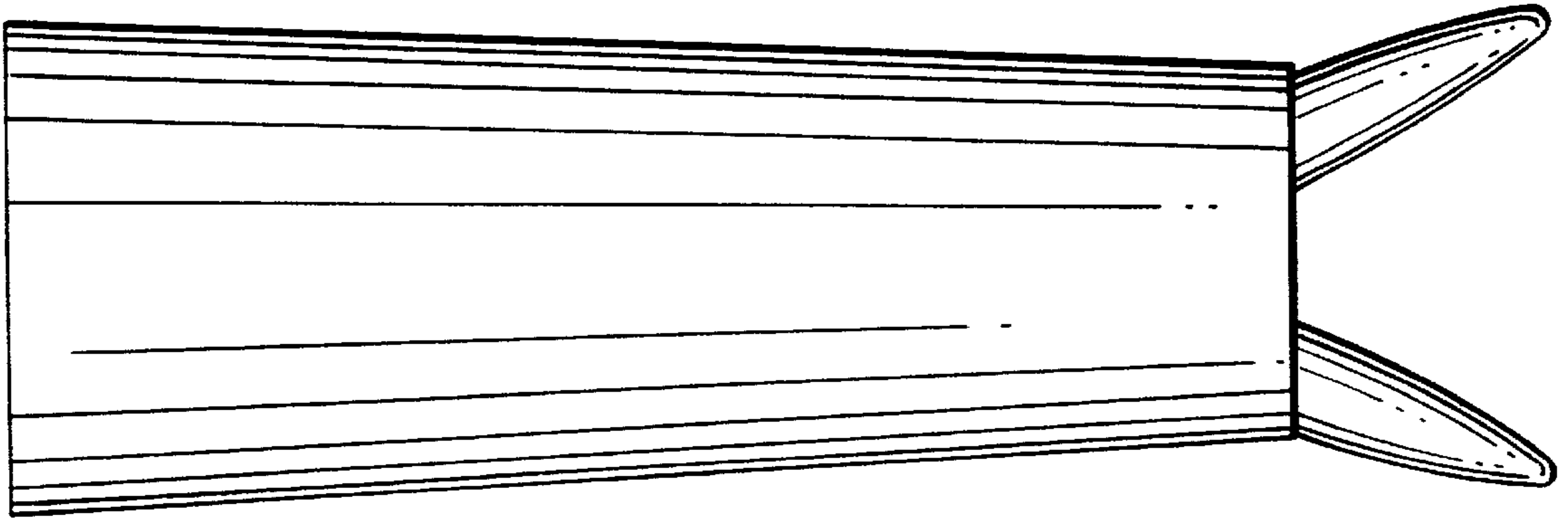


FIG. 2

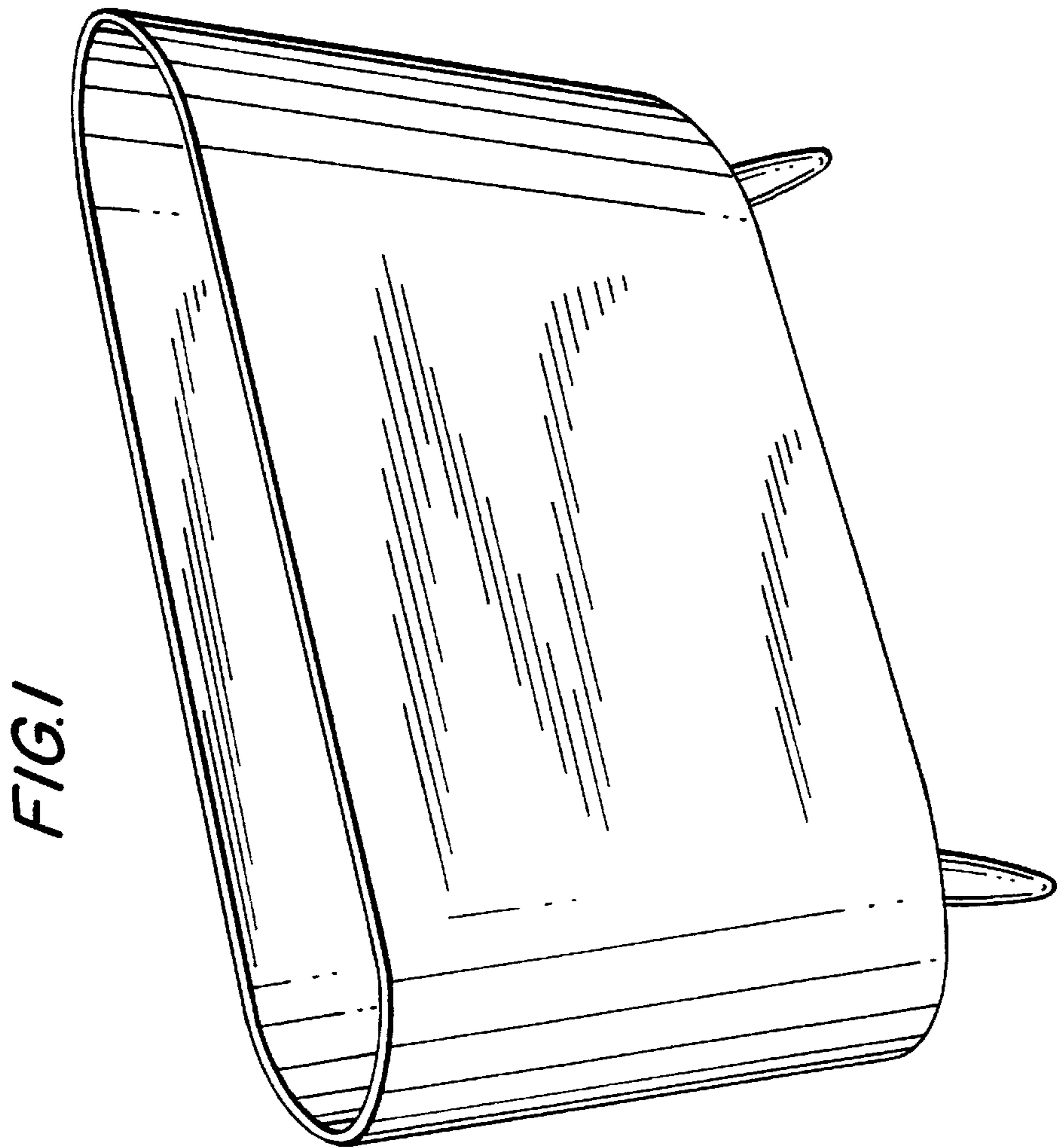


FIG. 1

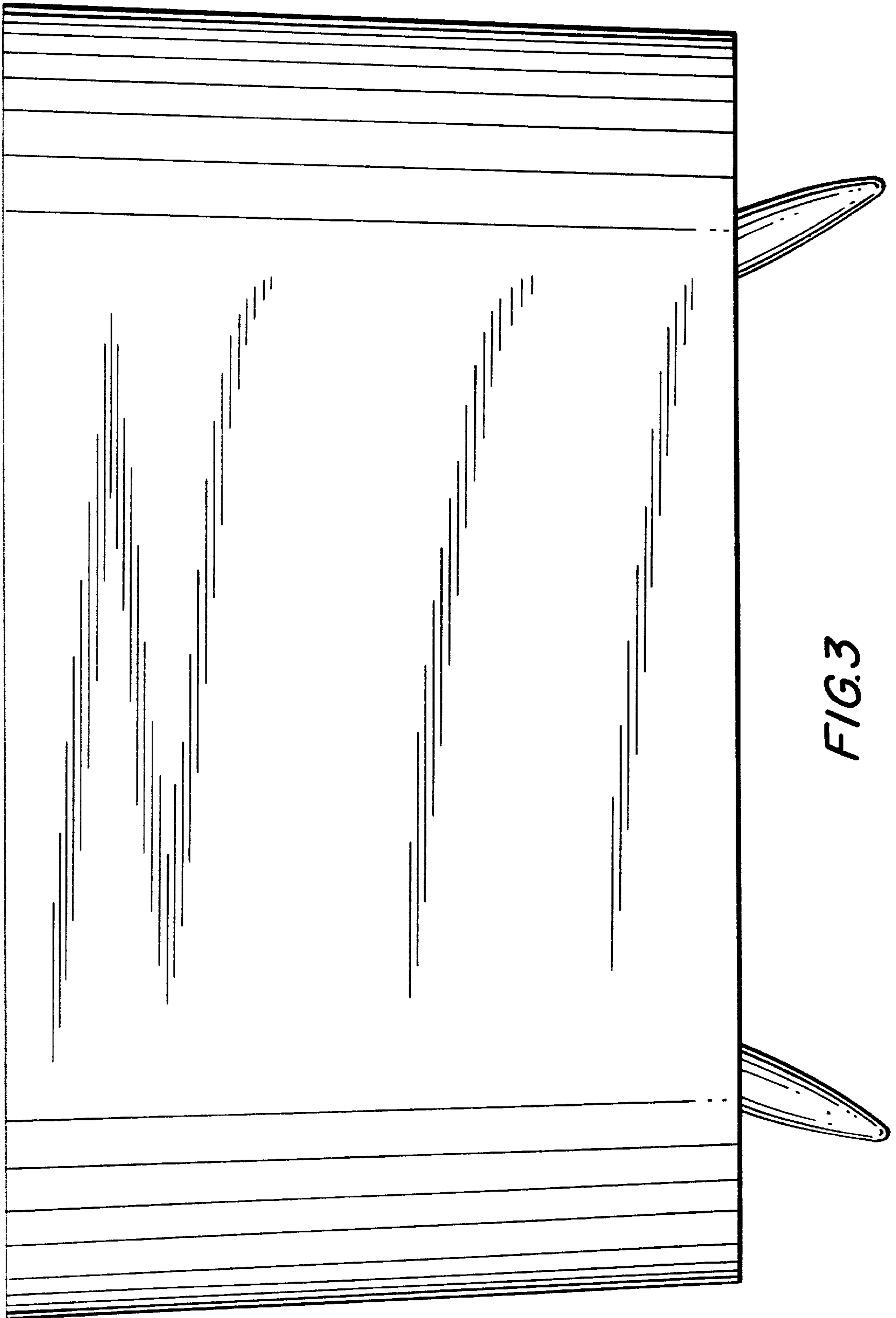


FIG. 4

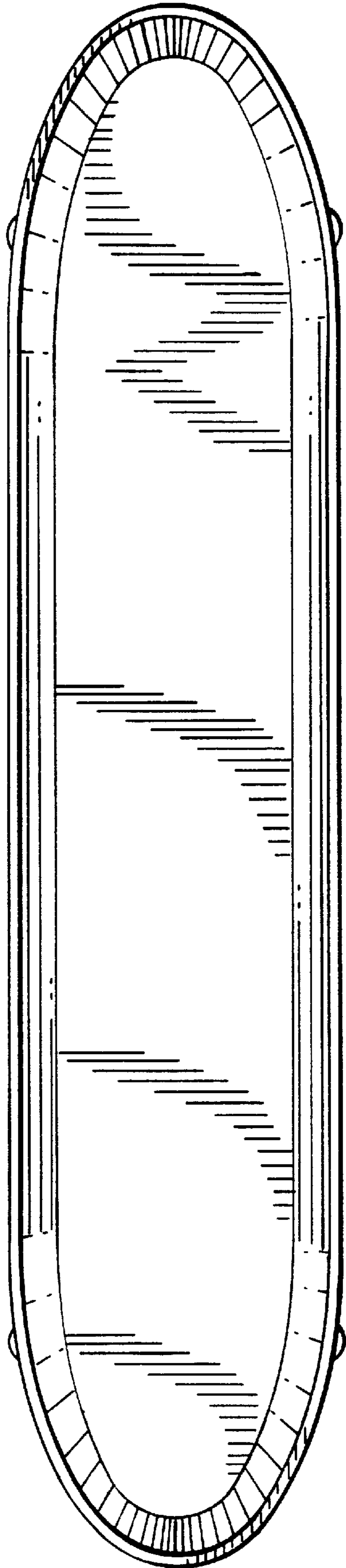


FIG. 5

