



US00D407577S

United States Patent [19]

Dorst

[11] Patent Number: **Des. 407,577**

[45] Date of Patent: ****Apr. 6, 1999**

[54] **VIRTUAL FIREPLACE ENTERTAINMENT CENTER**

[76] Inventor: **Robert V. Dorst**, 3318 N. 92nd St., Milwaukee, Wis. 53222

[**] Term: **14 Years**

[21] Appl. No.: **64,067**

[22] Filed: **Dec. 20, 1996**

[51] **LOC (6) Cl.** **06-04**

[52] **U.S. Cl.** **D6/434; D23/343**

[58] **Field of Search** D6/434, 436, 397, D6/450; D23/343, 345, 349, 403, 404; 126/500, 510; 211/1, 13.1, 86.01, 87.01; 312/204

[56] **References Cited**

U.S. PATENT DOCUMENTS

D. 83,361	2/1931	Stettner	D23/345
D. 100,988	8/1936	Colen	D6/397
D. 121,110	6/1940	Williams	D6/397
D. 156,227	11/1949	Gannuscio	D23/345 X
D. 238,277	12/1975	Zaitlin	D23/345
425,492	4/1890	Carsley	312/204 X
1,164,024	12/1915	Smith et al.	312/204
1,783,703	12/1930	Crowell et al.	312/204 X
2,476,542	7/1949	Gauss	312/204

3,268,282	8/1966	Harvey	362/204
3,360,317	12/1967	Mactennan	312/204

Primary Examiner—James Gandy
Assistant Examiner—Linda Brooks
Attorney, Agent, or Firm—Wheeler Kromholz & Manion

[57] **CLAIM**

The ornamental design for a virtual fireplace entertainment center, as shown and described.

DESCRIPTION

FIG. 1 is a perspective view from the right side of a first embodiment of the virtual fireplace entertainment center of my design;



FIG. 2 is a perspective view from the right side of a second embodiment of the virtual fireplace entertainment center of my design, the only difference being the configuration of the columns on both sides of the fireplace opening, it being understood that all the other surfaces are the same as shown in the embodiment of FIG. 1; and,

FIG. 3 is a perspective view of FIG. 1 with its compartments shown in the open position.

The left side of the virtual fireplace entertainment center is identical to the right side in each of the figures.

The back side of each embodiment forms no part of the design.

1 Claim, 3 Drawing Sheets






Fig. 1




Fig. 2

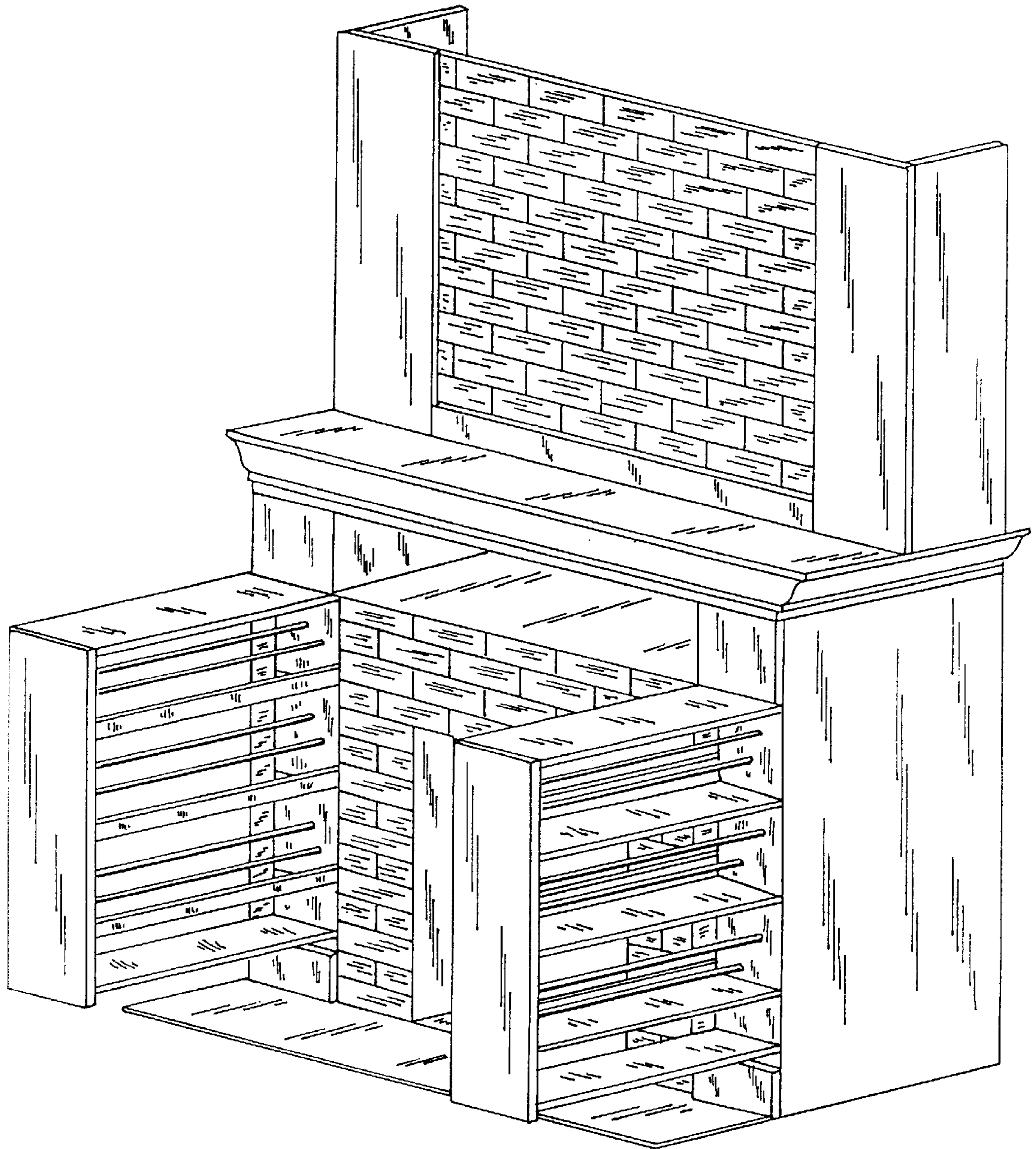


Fig. 3