



US00D407568S

United States Patent [19]
Tseng

[11] **Patent Number: Des. 407,568**

[45] **Date of Patent: **Apr. 6, 1999**

[54] **SOFA**
[76] **Inventor: Ming-Fu Tseng, 602 7th St. SW., Washington, D.C. 20024**
[**] **Term: 14 Years**
[21] **Appl. No.: 83,480**
[22] **Filed: Feb. 11, 1998**
[51] **LOC (6) Cl. 06-01**
[52] **U.S. Cl. D6/334; D6/381**
[58] **Field of Search D6/334, 335, 336, D6/364, 371, 373, 377, 381, 500, 501, 502, 604; D12/316; D21/801, 803, 809; 297/284.6, 445.1, 452.41, DIG. 8**

D. 371,252 7/1996 Chaput D6/381
D. 378,169 2/1997 Yu D6/334
D. 391,774 3/1998 Yu D6/334
D. 395,556 6/1998 Lieberman D6/334
D. 399,350 10/1998 Hudson et al. D6/334
3,759,571 9/1973 Korch 297/445.1
5,360,360 11/1994 Peterson 441/130

Primary Examiner—Gary D. Watson

[57] **CLAIM**

The ornamental design for a sofa, as shown.

DESCRIPTION

FIG. 1 is a front view of a sofa showing my new design;
FIG. 2 is a rear view thereof;
FIG. 3 is a top view thereof;
FIG. 4 is a bottom view thereof;
FIG. 5 is a left side view thereof;
FIG. 6 is a right side view thereof; and,
FIG. 7 is a perspective view thereof.

[56] **References Cited**
U.S. PATENT DOCUMENTS
D. 112,045 11/1938 Roberts D6/334
D. 227,835 7/1973 Kuhlmann D6/364
D. 244,071 4/1977 Hayes, Sr. D6/377
D. 369,493 5/1996 La Roche D6/334

1 Claim, 2 Drawing Sheets




FIG. 1




FIG. 2

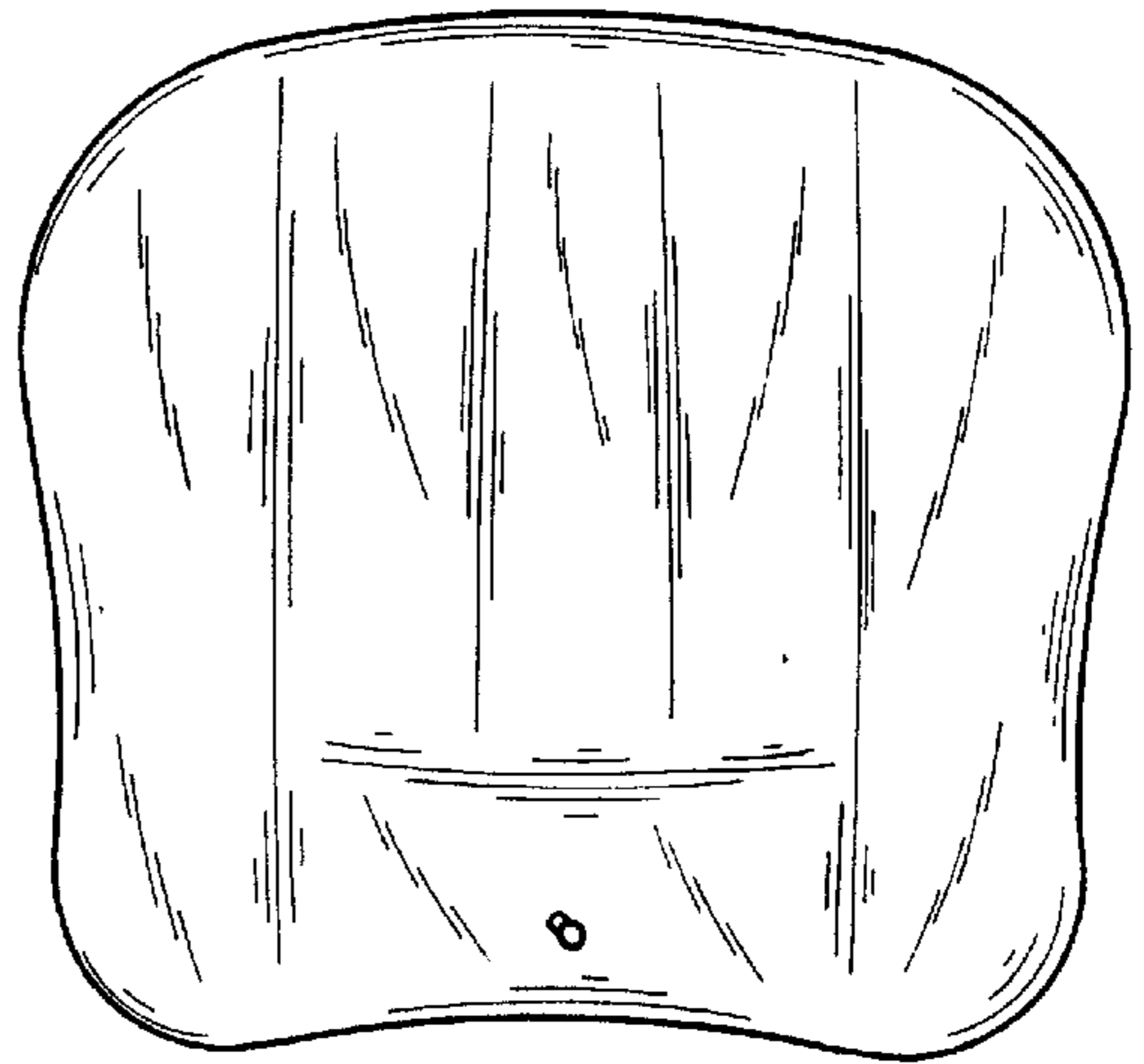


FIG. 3

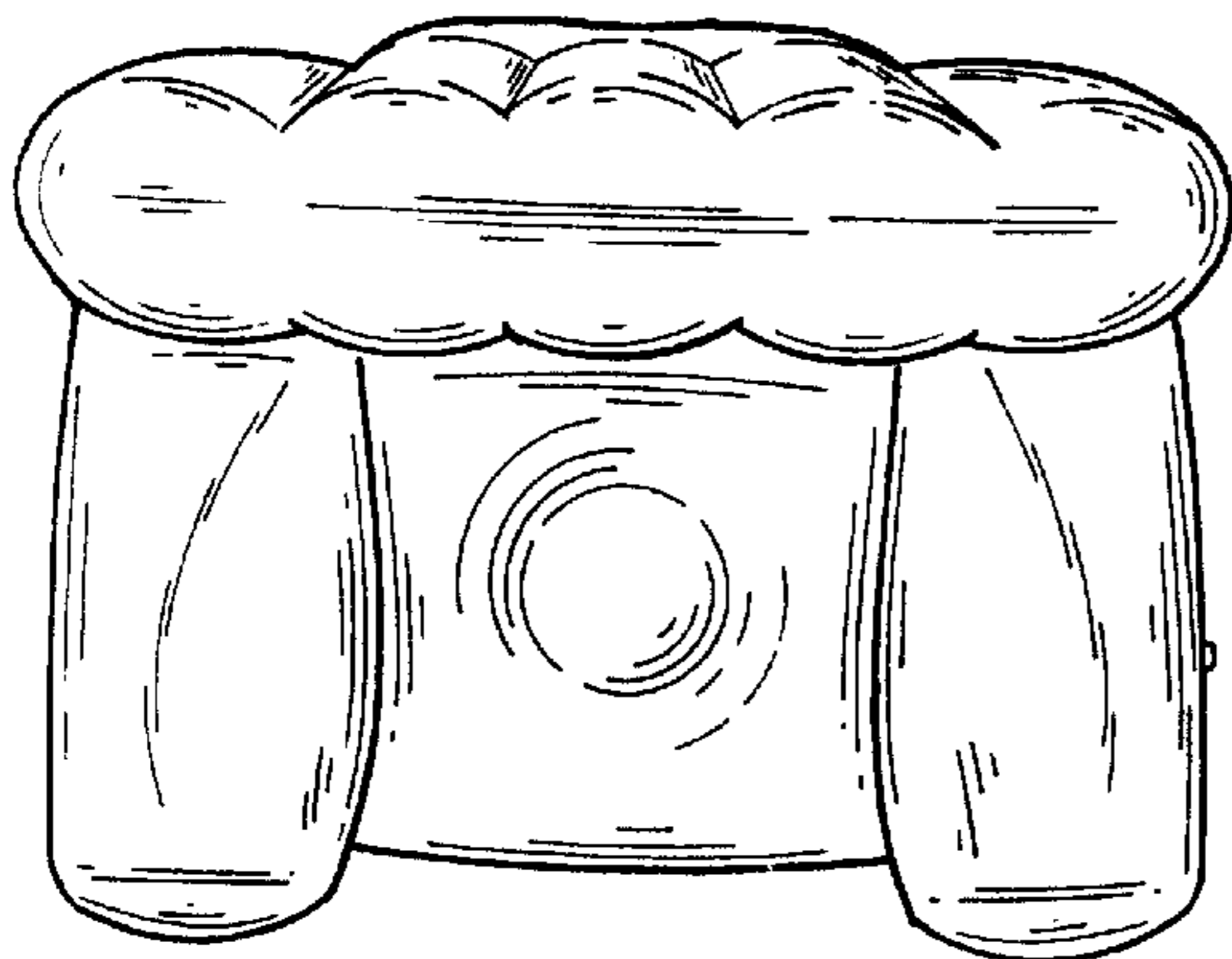


FIG. 4




FIG. 5

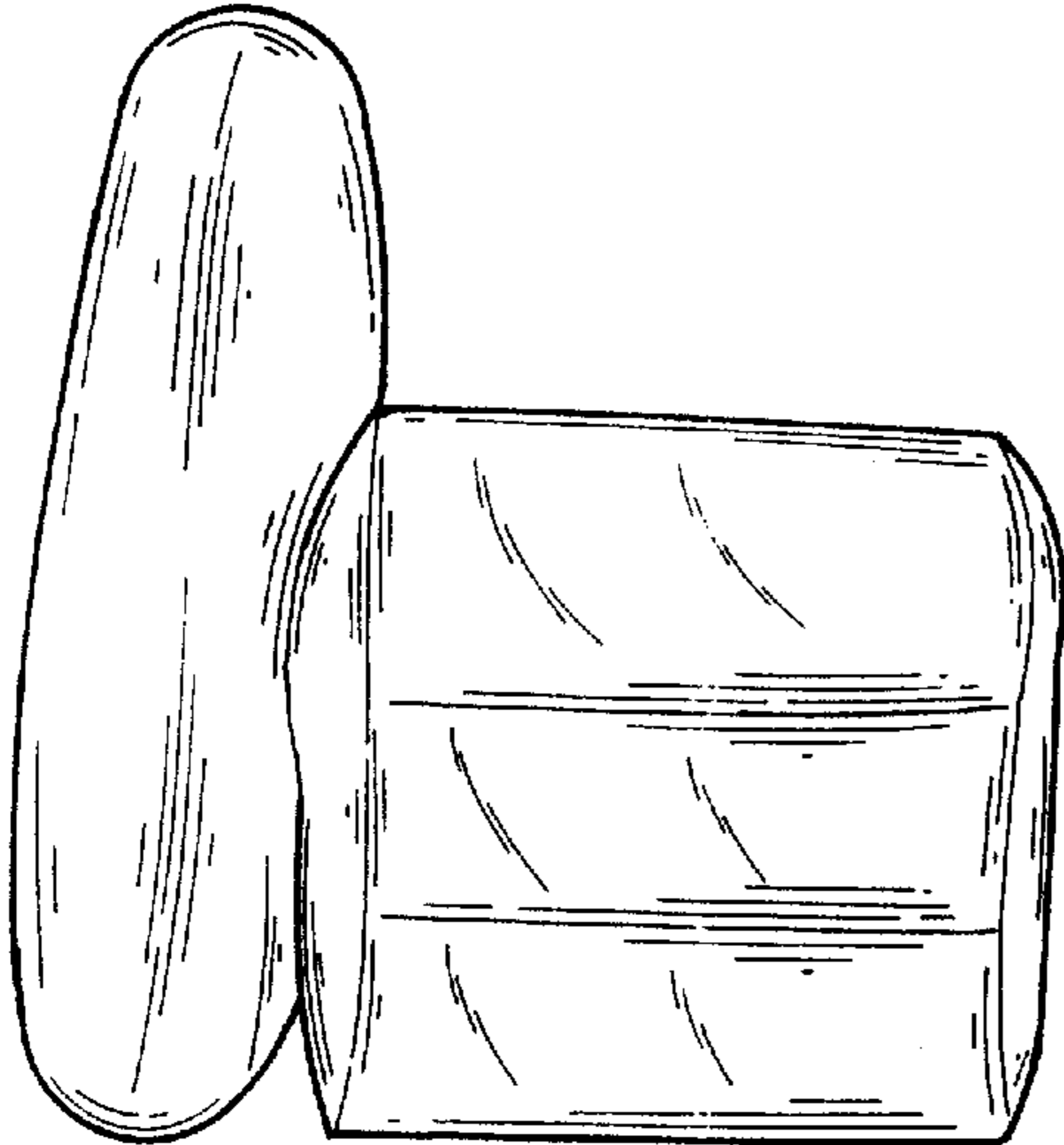


FIG. 6

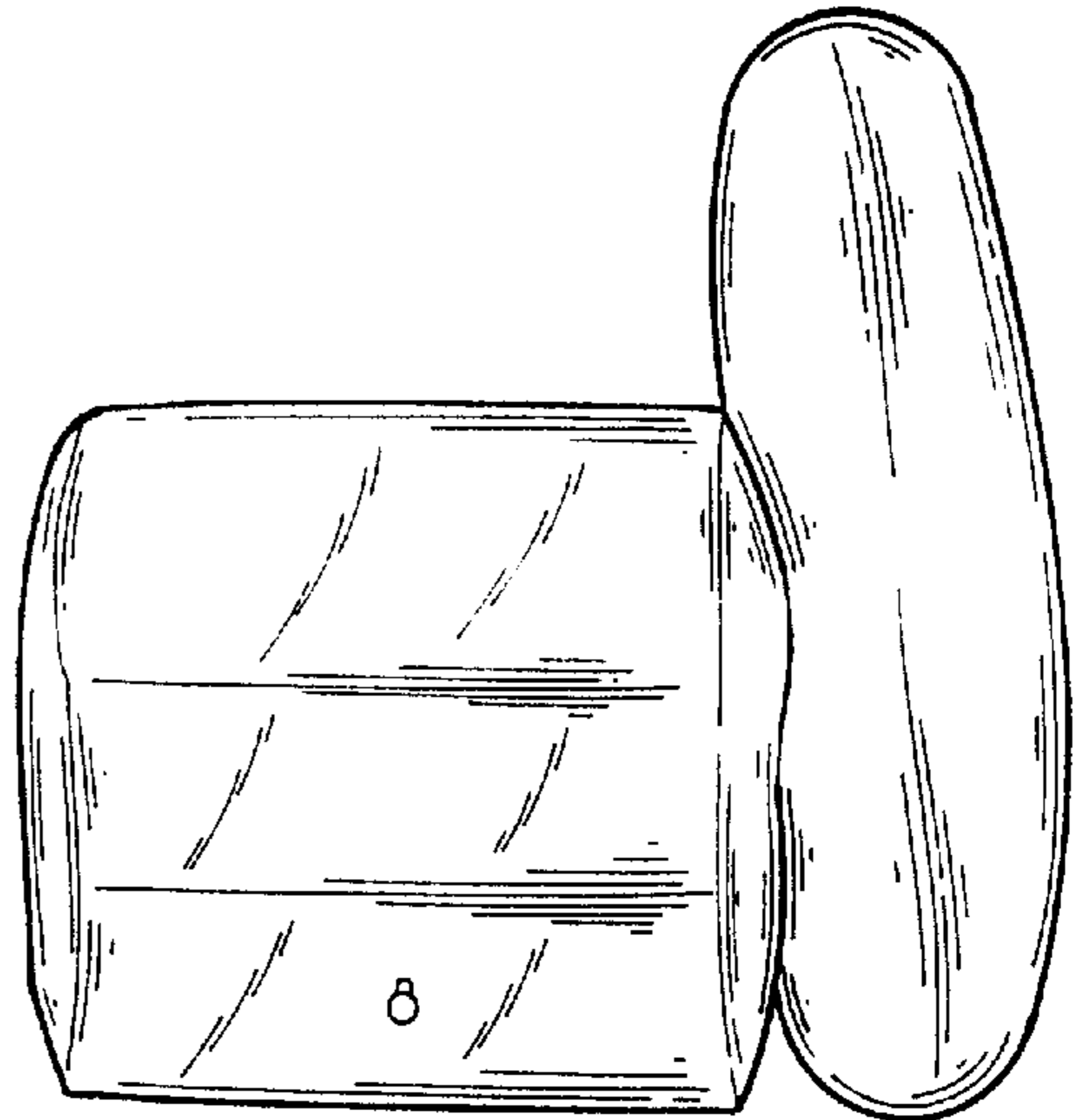


FIG. 7

