



US00D407562S

# United States Patent [19] Zaidman

[11] Patent Number: **Des. 407,562**

[45] Date of Patent: **\*\*Apr. 6, 1999**

[54] MIRROR

1,930,925 10/1933 Dillon ..... 359/854

[75] Inventor: **Paul Zaidman**, Winnipeg, Canada

[73] Assignee: **Palliser Furniture, Ltd.**, Winnipeg, Canada

[\*\*] Term: **14 Years**

[21] Appl. No.: **67,751**

[22] Filed: **Mar. 10, 1997**

[51] LOC (6) Cl. .... **06-07**

[52] U.S. Cl. .... **D6/302; D6/300**

[58] Field of Search ..... D6/300-303, 308-314;  
40/735, 748, 749, 765; 359/850, 854, 855

[56] **References Cited**

**U.S. PATENT DOCUMENTS**

D. 198,853	8/1964	Hoshour .....	D6/300
D. 243,378	2/1977	Tharp .....	D6/300
D. 350,656	9/1994	Ferguson .....	D6/444
1,569,489	1/1926	Headley .....	359/854 X

**OTHER PUBLICATIONS**

Ethan Allen, c1992, p. 270, #3 mirror at top right.  
Ethan Allen, c1992,, #5 mirror at center right.  
Three Mountaineers, 1981-82, #1011 mirror at top left.

*Primary Examiner*—Janice E. Seeger  
*Attorney, Agent, or Firm*—Pollock, Vande Sande & Amernick

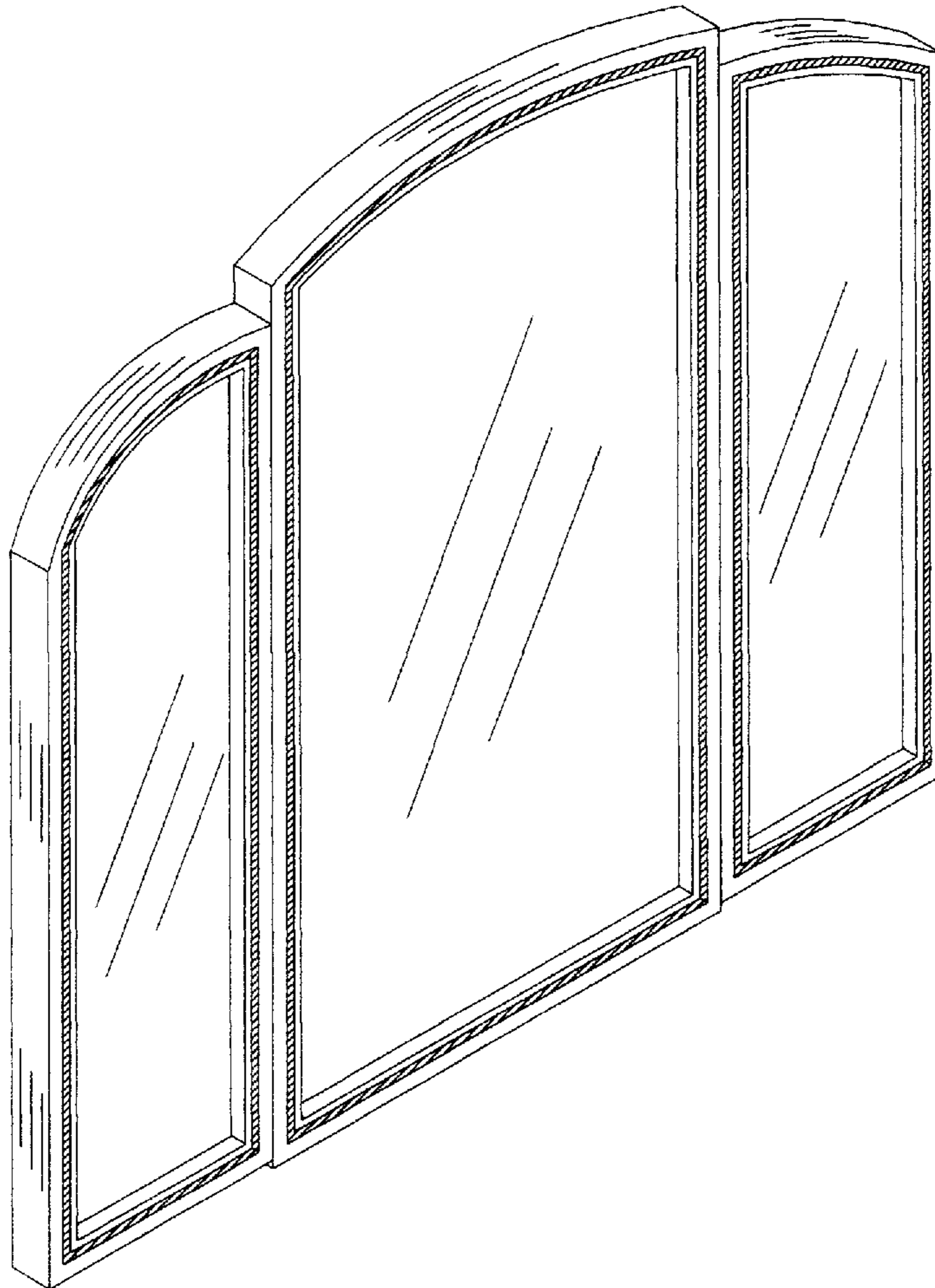
[57] **CLAIM**

The ornamental design for a mirror, as shown and described.

**DESCRIPTION**

FIG. 1 is a top view of a mirror showing my new design;  
FIG. 2 is a front view thereof;  
FIG. 3 is a side elevational view, the opposite side being a mirror image thereof;  
FIG. 4 is a right front top perspective view thereof; and,  
FIG. 5 is a cross-sectional view thereof taken along the line 5—5 shown in FIG. 2.

**1 Claim, 2 Drawing Sheets**



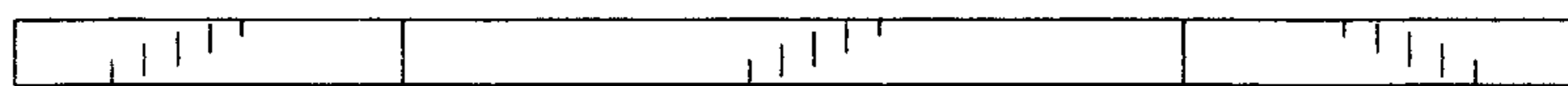


FIG. 1

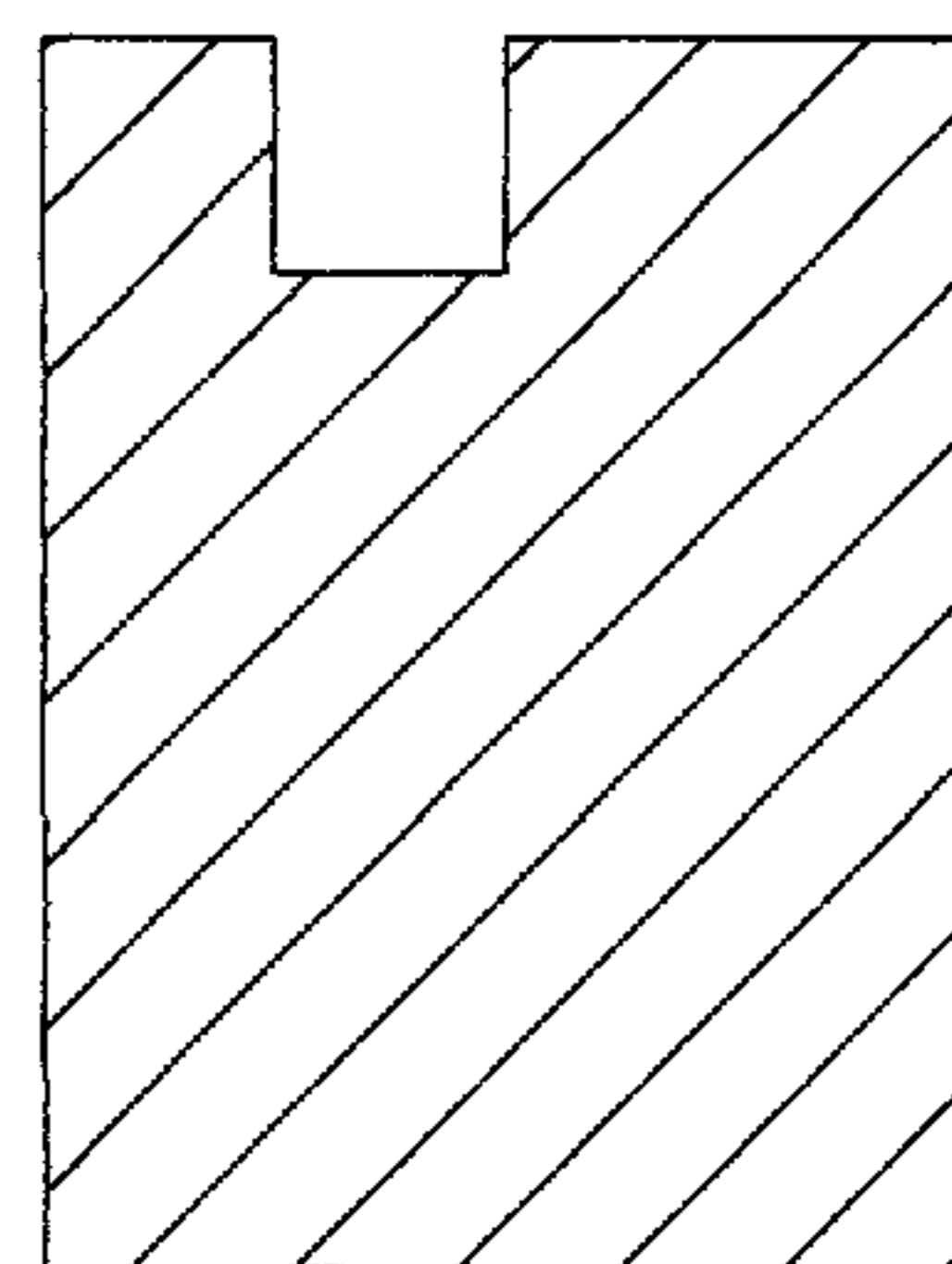


FIG. 5




FIG. 2



FIG. 3

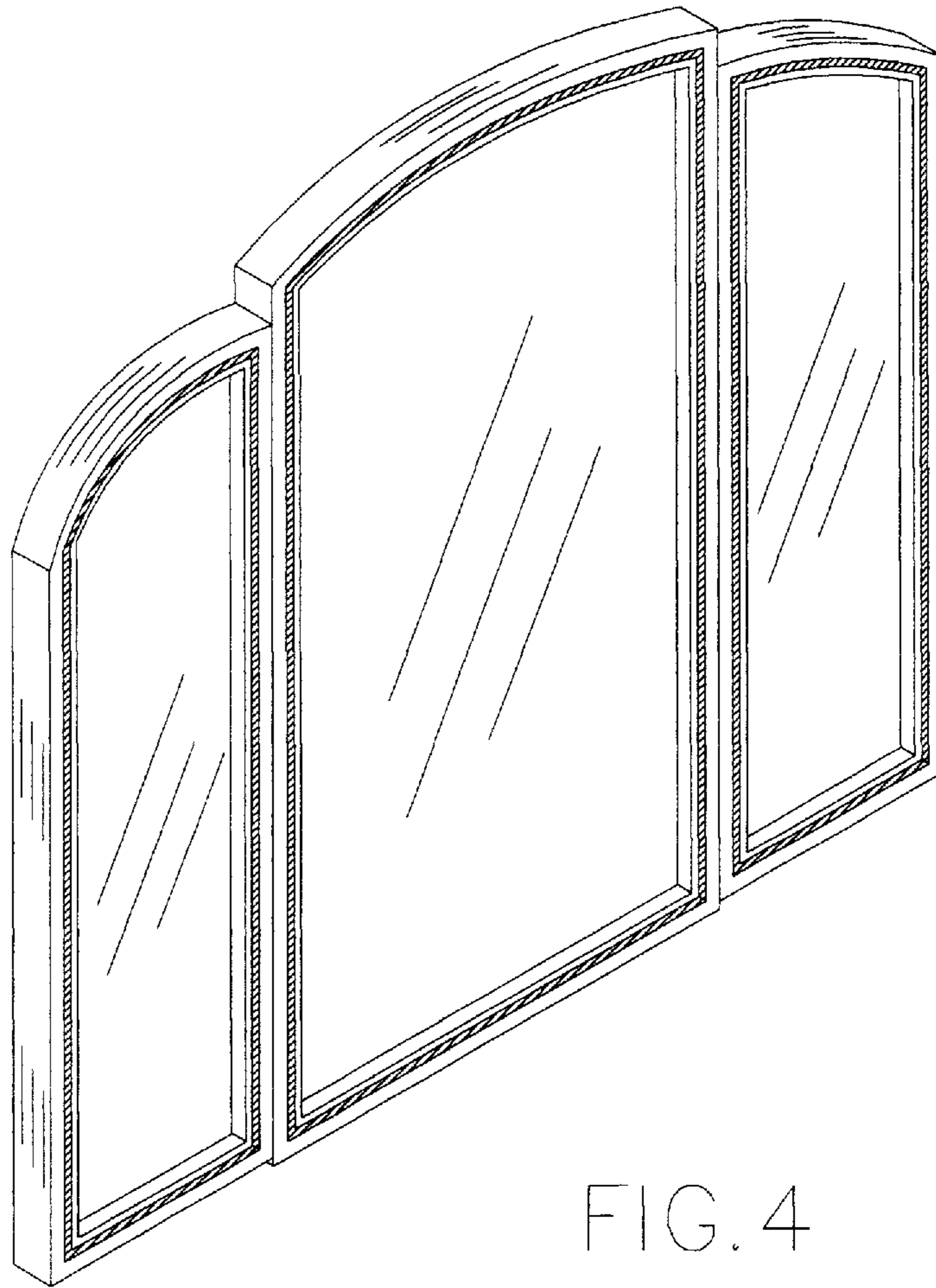


FIG. 4