



US00D407555S

**United States Patent** [19]  
**Sorofman**

[11] **Patent Number: Des. 407,555**

[45] **Date of Patent: \*\*Apr. 6, 1999**

[54] **SHOE INSERT**

[75] Inventor: **Alan R. Sorofman**, Bedford, N.H.

[73] Assignee: **Cole Haan**, Yarmouth, Me.

[\*\*] Term: **14 Years**

[21] Appl. No.: **90,976**

[22] Filed: **Jul. 21, 1998**

[51] **LOC (6) Cl.** ..... **07-99**

[52] **U.S. Cl.** ..... **D2/979; D2/642**

[58] **Field of Search** ..... D2/979, 961, 642;  
12/115.6, 115.8, 116.6, 128 H, 128 B, 128 R,  
117.4; 223/118

1,525,614	2/1925	Leahey .....	12/116.6
2,446,904	8/1948	Brush .	
2,475,390	7/1949	Hurwitz .	
2,510,315	6/1950	Malberg .....	12/117.4
2,799,032	7/1957	Myers .....	12/128 R
2,890,469	6/1959	Matzner .	
3,165,246	1/1965	Stearns .....	223/118
3,251,083	5/1966	Bay .....	12/116.6
3,720,970	3/1973	Lutz .	
3,772,722	11/1973	Gellert .	
4,823,962	4/1989	Arias .	

*Primary Examiner*—Paula A. Mortimer  
*Attorney, Agent, or Firm*—Banner & Witcoff, Ltd.

[57] **CLAIM**

The ornamental design for a shoe insert, as shown and described.

[56] **References Cited**

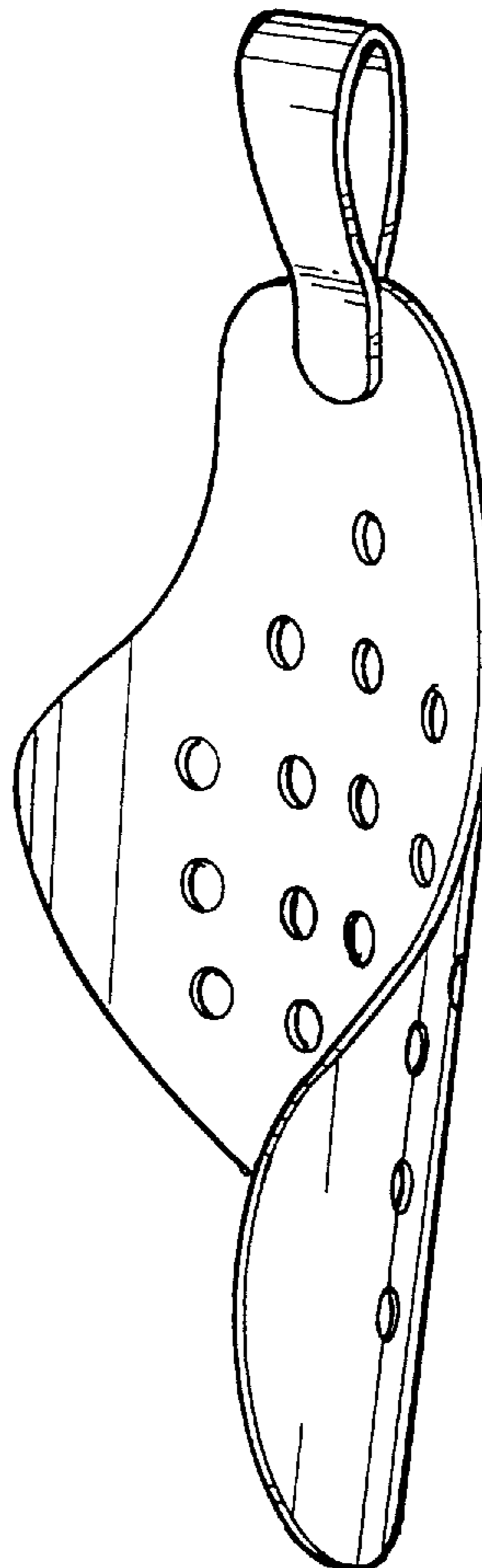
**U.S. PATENT DOCUMENTS**

D. 104,251	4/1937	Gershurse .....	D2/979
D. 194,832	3/1963	Babel .....	D2/979
D. 209,562	12/1967	Beyrle .....	D2/979
D. 245,204	7/1977	Walter .	
254,150	2/1882	Nichols .	
D. 293,277	12/1987	Schmid .	
D. 360,743	8/1995	Simpson .....	D2/642
812,116	2/1906	Corbin .....	12/117.4

**DESCRIPTION**

FIG. 1 is a perspective view of a shoe insert showing my new design;  
FIG. 2 is a rear elevational view thereof;  
FIG. 3 is a bottom plan elevational view thereof;  
FIG. 4 is a top plan elevational view thereof;  
FIG. 5 is a side elevational view of one side thereof; and,  
FIG. 6 is a side elevational view of the other side thereof.

**1 Claim, 3 Drawing Sheets**



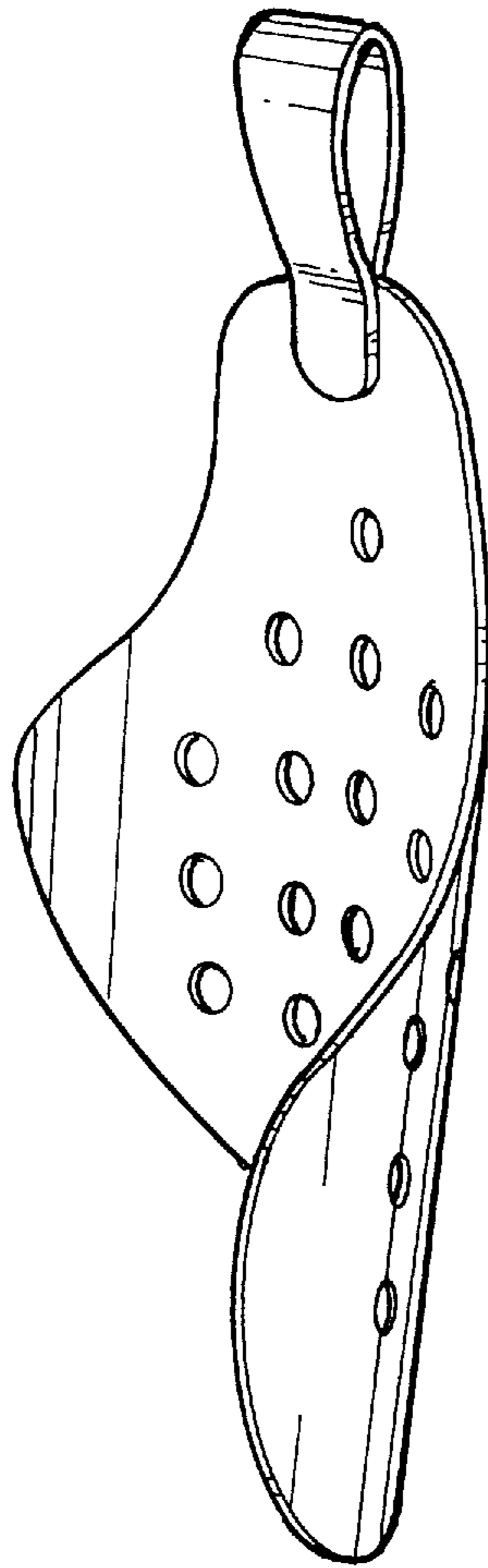


FIG. 1

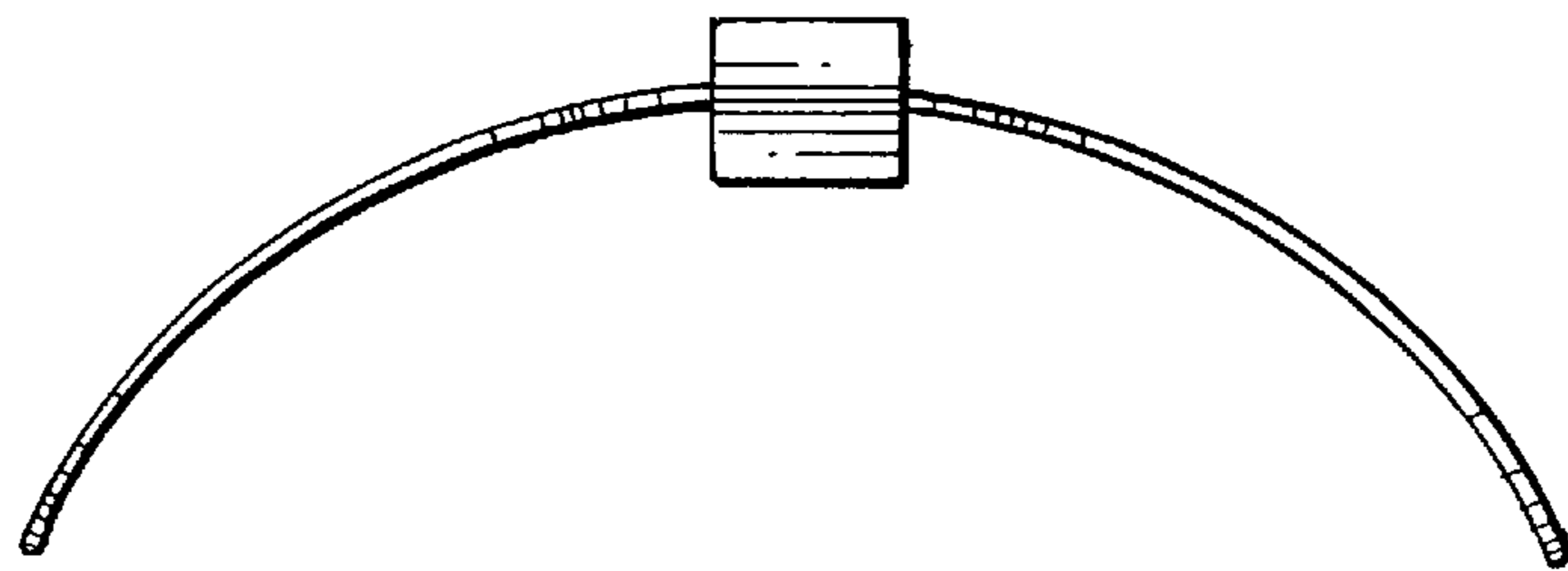


FIG. 2

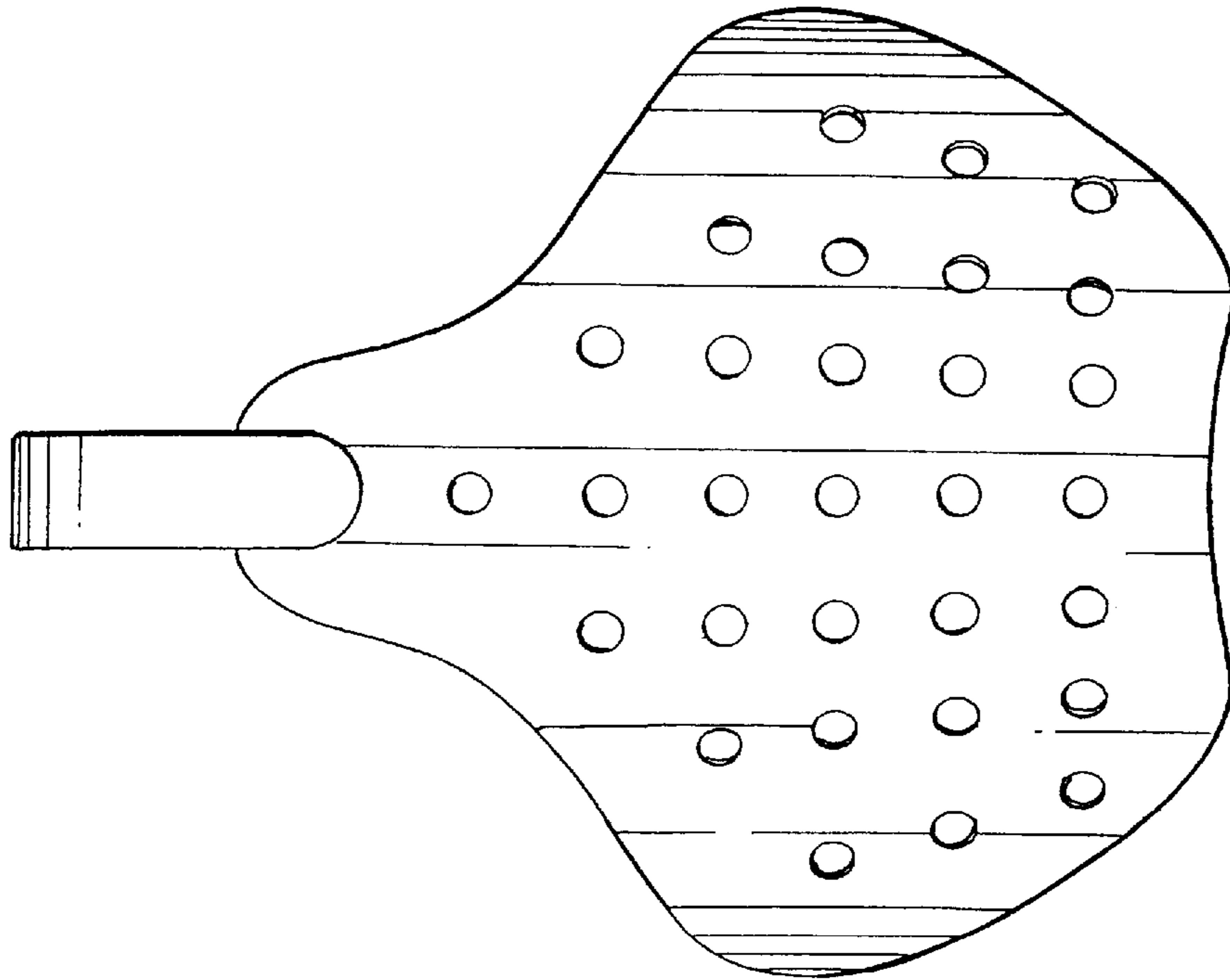


FIG. 3

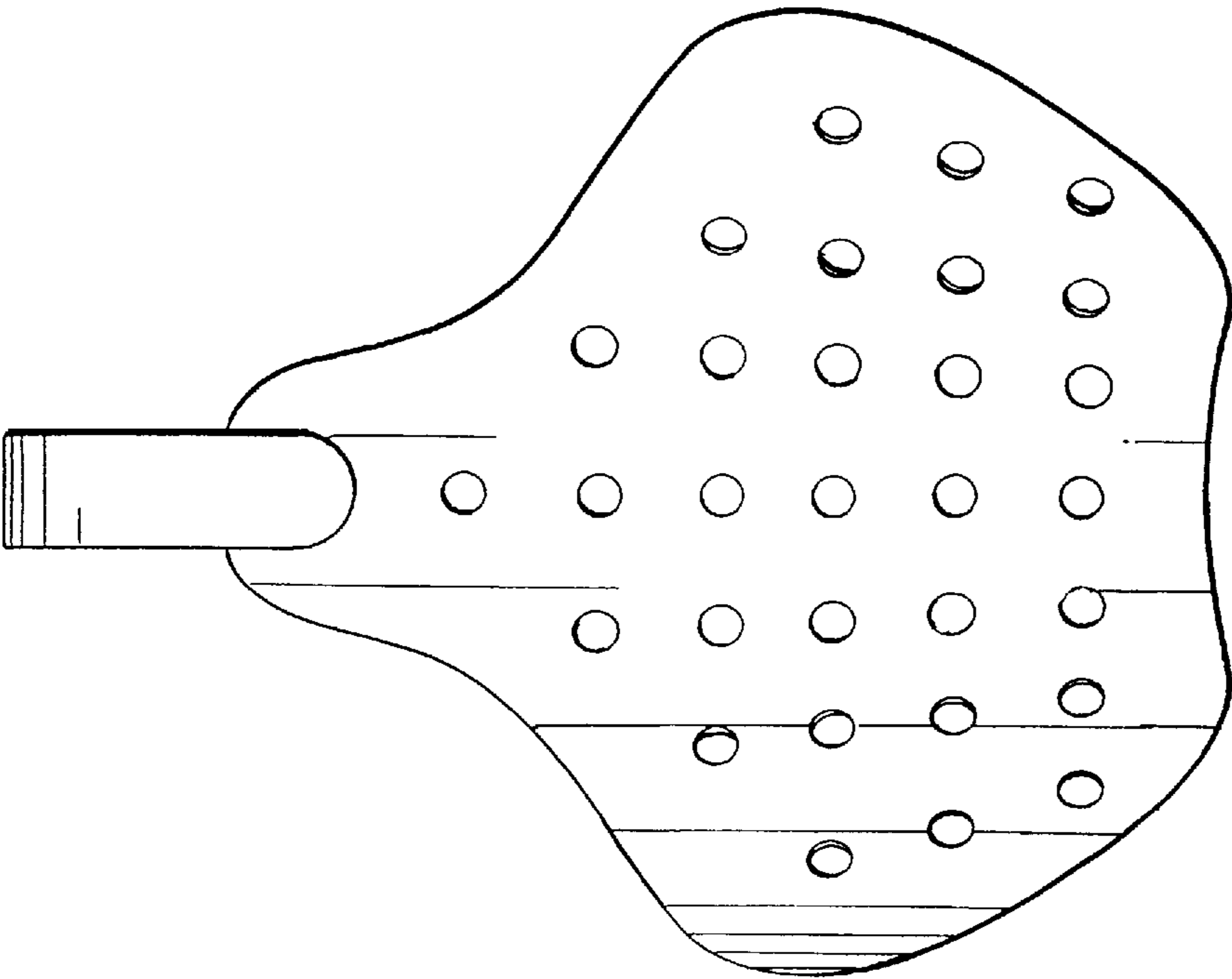


FIG. 4

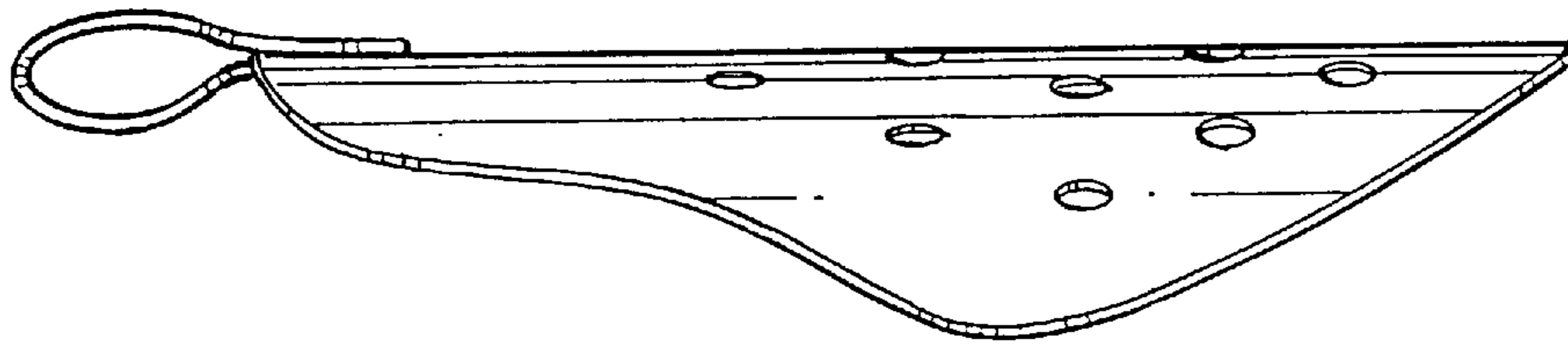


FIG. 6

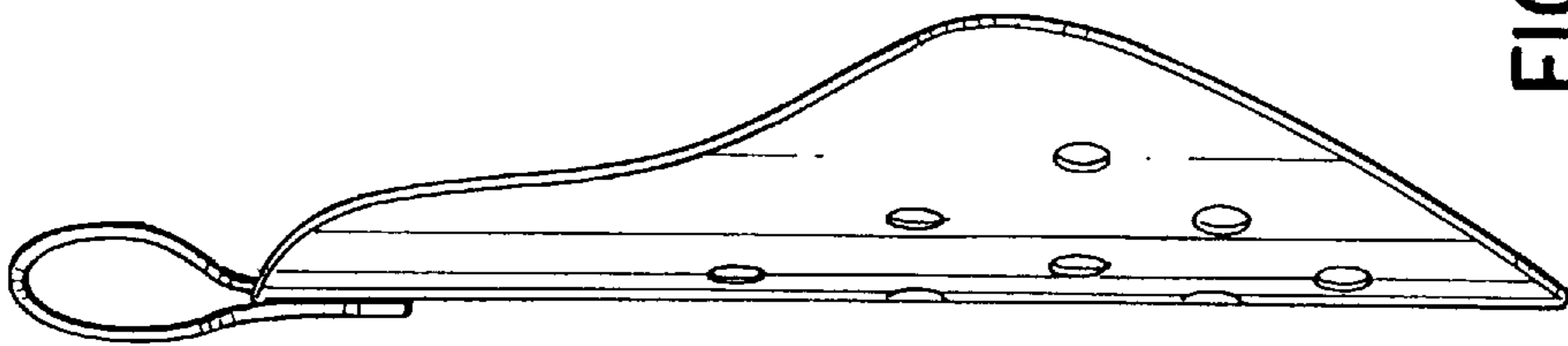


FIG. 5