



US00D407551S

# United States Patent [19] Doxey

[11] **Patent Number: Des. 407,551**

[45] **Date of Patent: \*\*Apr. 6, 1999**

[54] **PORTION OF A SHOE UPPER**

D. 401,402 11/1998 Clarke ..... D2/972

[75] Inventor: **Andre Doxey**, Beaverton, Oreg.

**OTHER PUBLICATIONS**

[73] Assignee: **Nike, Inc.**, Beaverton, Oreg.

Nike Footwear Catalog, Late Fall 1998, p. 36. Published Mar. 1998.

[\*\*] Term: **14 Years**

Nike Footwear Catalog, Fall 1998, p. 60. Published Dec. 1997.

[21] Appl. No.: **95,949**

Nike Footwear Catalog, Spring 1997, p. 75. Published Jun. 1996.

[22] Filed: **Nov. 2, 1998**

Nike Footwear Catalog, Fall 1996, p. 143. Published Dec. 1995.

[51] **LOC (6) Cl. .... 02-99**

Nike Footwear Catalog, Fall 1995, p. 128. Published Nov. 1994.

[52] **U.S. Cl. .... D2/972**

Nike Footwear Catalog, Spring 1994, p. 122. Published Jun. 1993.

[58] **Field of Search** ..... D2/896, 902, 907,  
D2/910, 969, 972, 973; 36/83, 113, 126-131,  
45, 50.1

Nike Footwear Catalog, Fall 1991, p. 8. Published Dec. 1990.

[56] **References Cited**

Nike Footwear Catalog, Spring 1990, p. 4. Published Jun. 1989.

**U.S. PATENT DOCUMENTS**

*Primary Examiner*—Dominic Simone

*Attorney, Agent, or Firm*—Banner & Witcoff, Ltd.

- D. 307,509 5/1990 Kittle .
- D. 332,002 12/1992 Hatfield et al. .
- D. 333,721 3/1993 Hatfield .
- D. 334,277 3/1993 Teague .
- D. 335,014 4/1993 Hatfield .
- D. 335,207 5/1993 Lucas .
- D. 337,873 8/1993 Backus .
- D. 342,371 12/1993 Morris et al. .
- D. 342,602 12/1993 Morris et al. .
- D. 345,459 3/1994 Preskar .
- D. 354,847 1/1995 Diaz et al. .
- D. 361,886 9/1995 Johnson .
- D. 364,498 11/1995 Teague .
- D. 367,554 3/1996 James .
- D. 383,294 9/1997 Lozano .
- D. 385,408 10/1997 Kuerbis .
- D. 393,353 4/1998 Aveni ..... D2/972
- D. 397,245 8/1998 Marvar ..... D2/972
- D. 398,761 9/1998 Smith, III ..... D2/972
- D. 400,000 10/1998 Hatfield et al. .
- D. 400,001 10/1998 Lozano ..... D2/972

[57] **CLAIM**

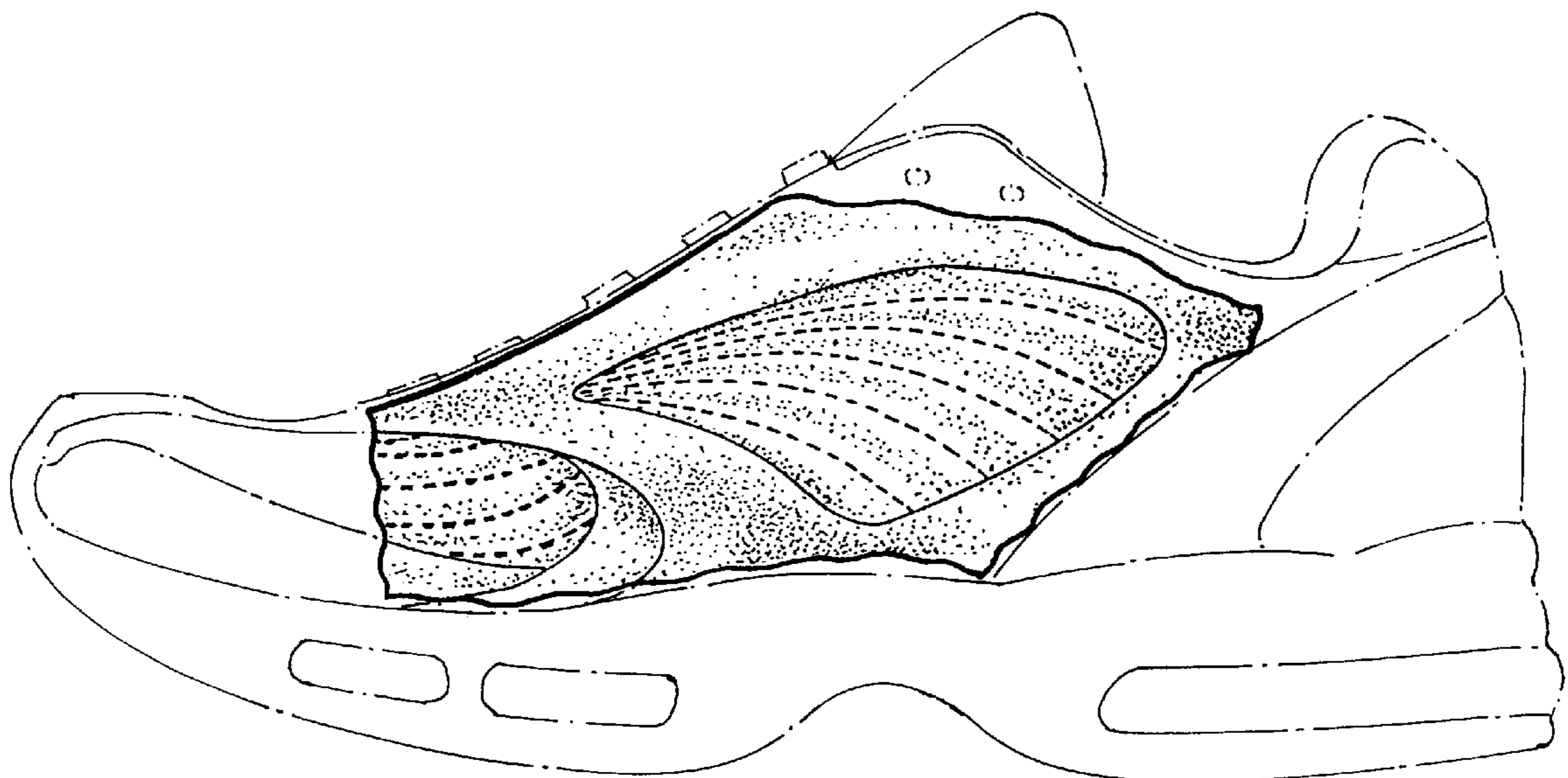
The ornamental design for a portion of a shoe upper, as shown and described.

**DESCRIPTION**

FIG. 1 is a perspective view of a portion of a shoe upper showing my new design;  
FIG. 2 is a side elevational view thereof;  
FIG. 3 is a front elevational view thereof;  
FIG. 4 is a rear elevational view thereof; and,  
FIG. 5 is a top plan view thereof.

The uneven broken line showing of the remainder of the shoe is for illustrative purposes only and forms no part of the claimed design.

**1 Claim, 2 Drawing Sheets**



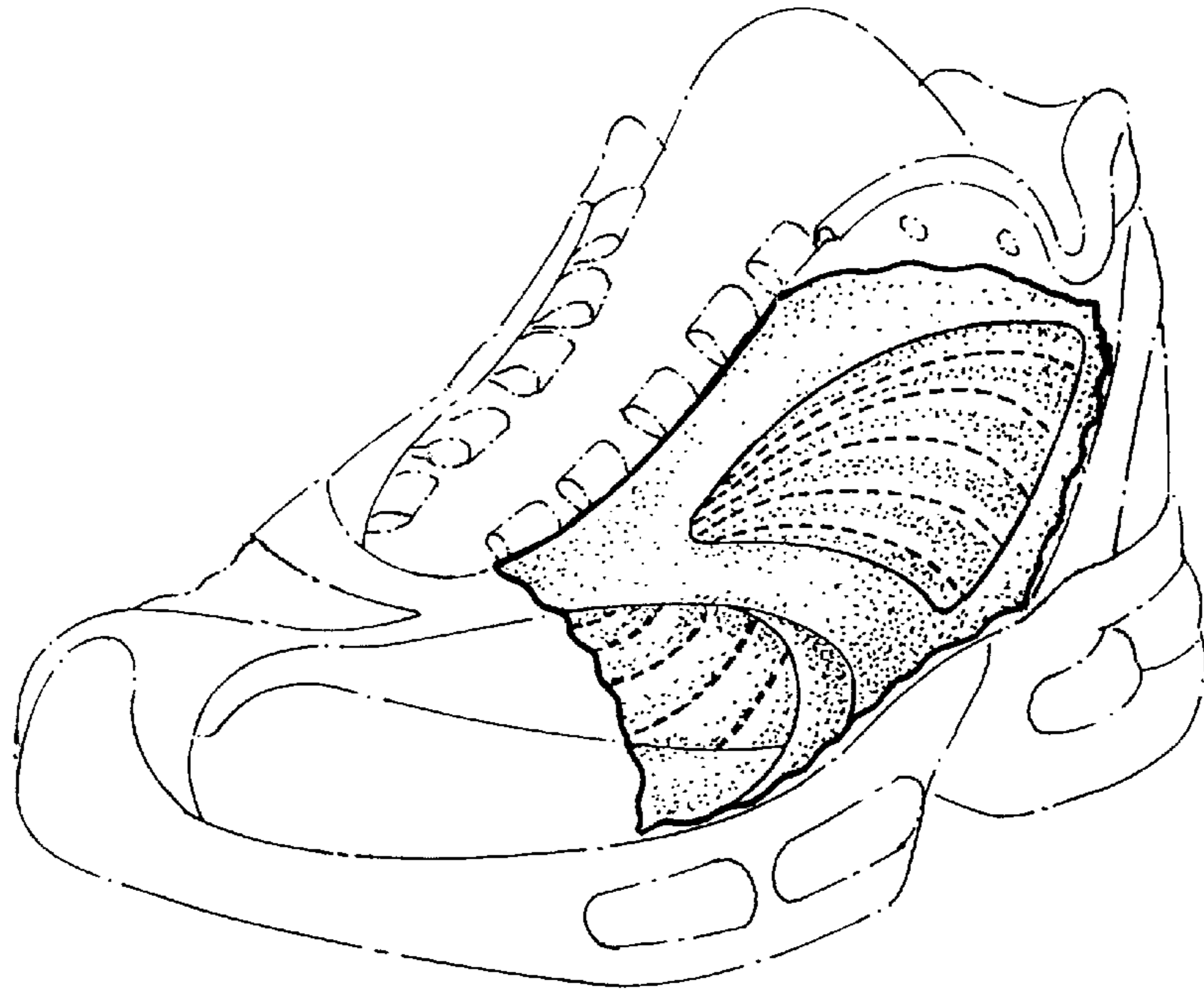


FIG.1




FIG.2

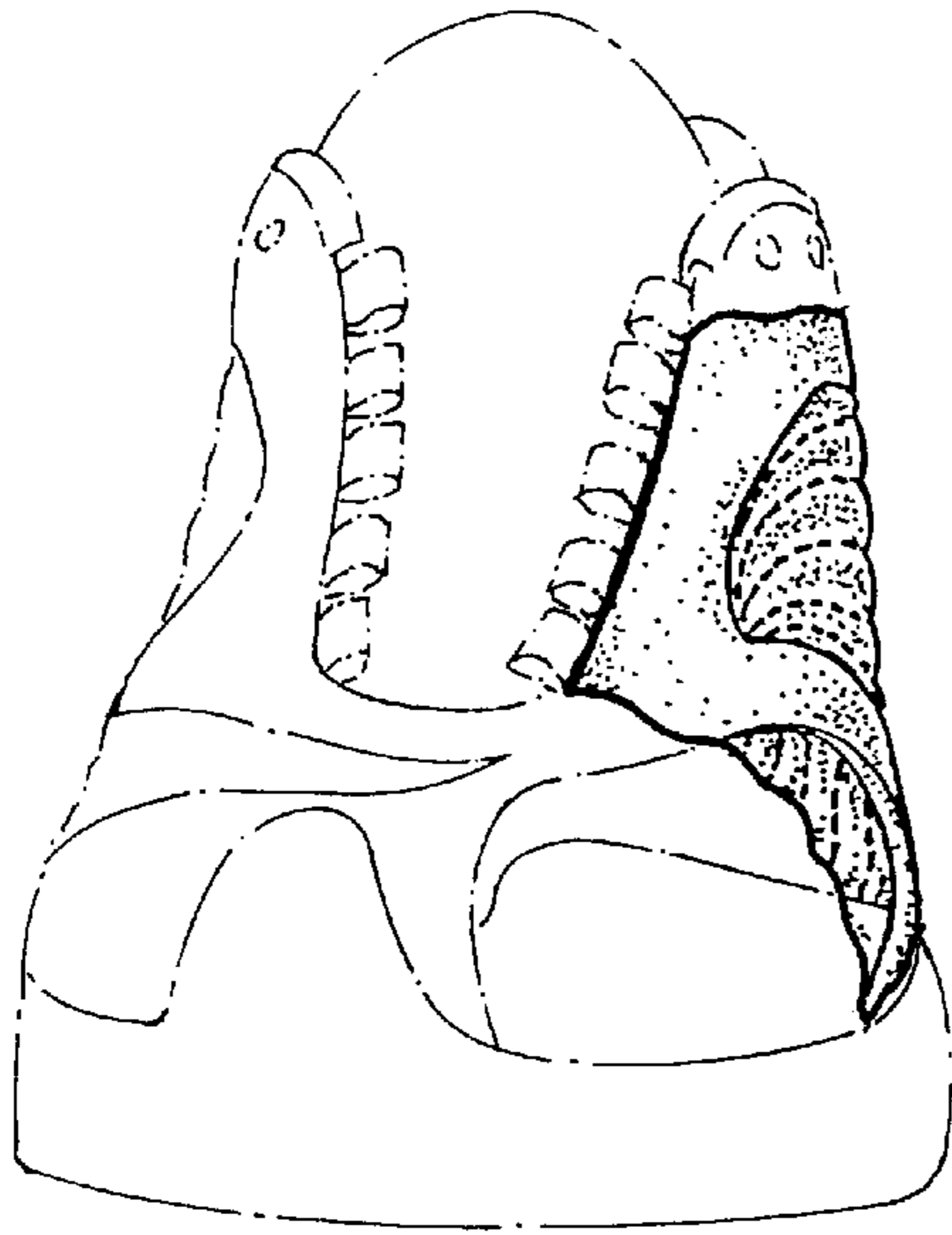


FIG. 3

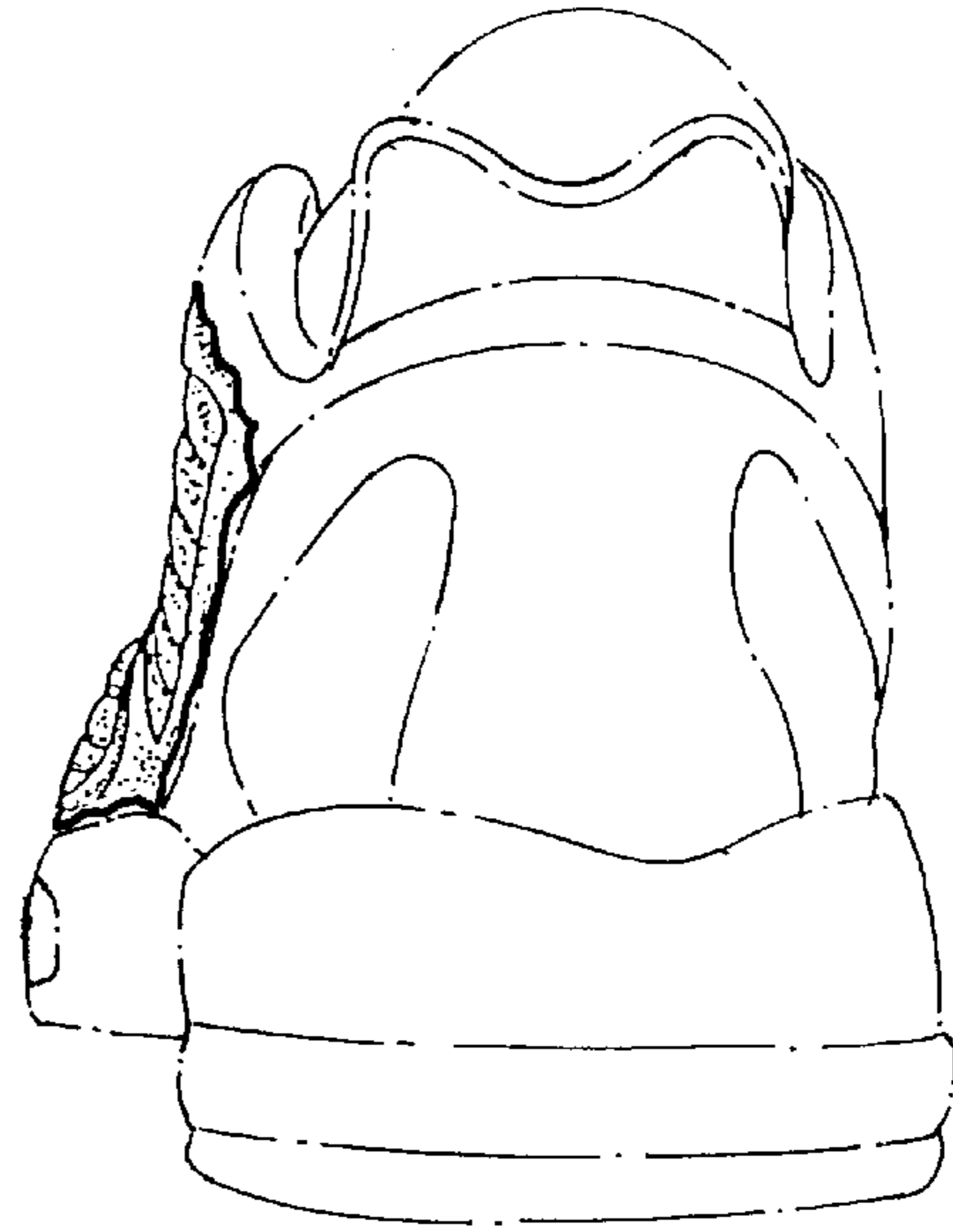


FIG. 4

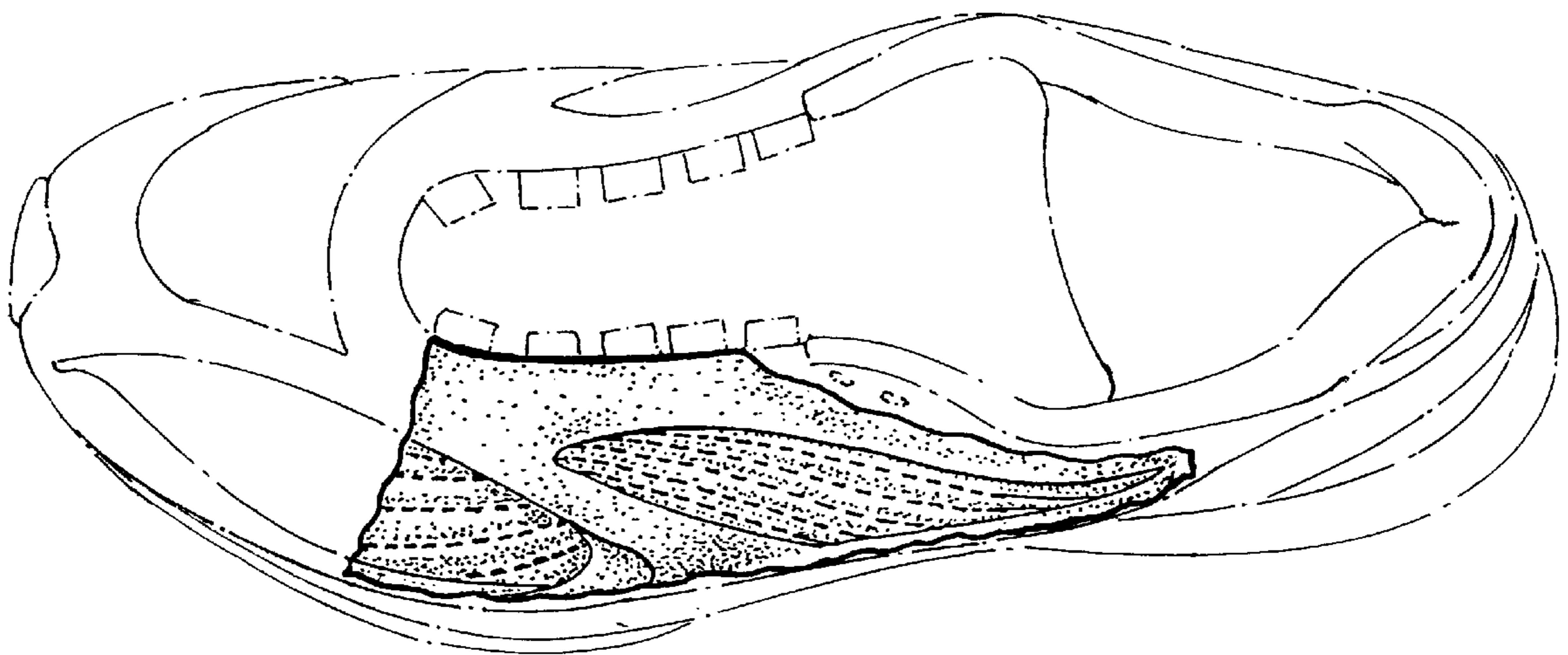


FIG. 5