



US00D407547S

United States Patent [19]
Fogg

[11] **Patent Number: Des. 407,547**

[45] **Date of Patent: **Apr. 6, 1999**

[54] **PORTION OF A SHOE UPPER**

[75] Inventor: **Peter M. Fogg**, Lake Oswego, Oreg.

[73] Assignee: **Nike, Inc.**, Beaverton, Oreg.

[**] Term: **14 Years**

[21] Appl. No.: **94,368**

[22] Filed: **Sep. 30, 1998**

[51] **LOC (6) Cl.** **02-99**

[52] **U.S. Cl.** **D2/972**

[58] **Field of Search** D2/896, 902, 907,
D2/946, 969, 972-974; 36/83, 113, 114,
126-130, 45, 50.1

[56] **References Cited**

U.S. PATENT DOCUMENTS

- D. 220,464 4/1971 Hayashi .
- D. 254,398 3/1980 Finn .
- D. 304,517 11/1989 Diaz D2/972
- D. 312,527 12/1990 Hartfield D2/969
- D. 333,550 3/1993 Maziali et al. .
- D. 364,498 11/1995 Teague .
- D. 365,197 12/1995 Hatfield .
- D. 371,454 7/1996 Nichols .
- D. 377,261 1/1997 Avar .
- D. 383,294 9/1997 Lozano .
- D. 385,689 11/1997 James .
- D. 392,794 3/1998 Greene .
- D. 393,352 4/1998 Aveni D2/972
- 4,366,631 1/1983 Larsen et al. .

OTHER PUBLICATIONS

- Nike Holiday 1997, p. 88, published Mar. 1997.
- Nike Fall 1994, p. 72, published Nov. 1993.
- Nike Late Fall 1998, pp. 20, 32, 48, 123, published Mar. 1998.
- Nike Holiday 1998, p. M115, published Mar. 1998.
- Nike Fall 1996, p. 142, published Dec. 1995.
- Nike Late Spring 1994, p. 56, published Sep. 1993.
- Nike Fall 1992, p. 130, published Dec. 1991.
- Nike Spring 1997, p. 93, published Jun. 1996.
- Nike Late spring 1998, p. 14, published Jun. 1997.
- Photo of medial side of Air Zoom Citizen.

Primary Examiner—Dominic Simone
Attorney, Agent, or Firm—Banner & Witcoff, Ltd.

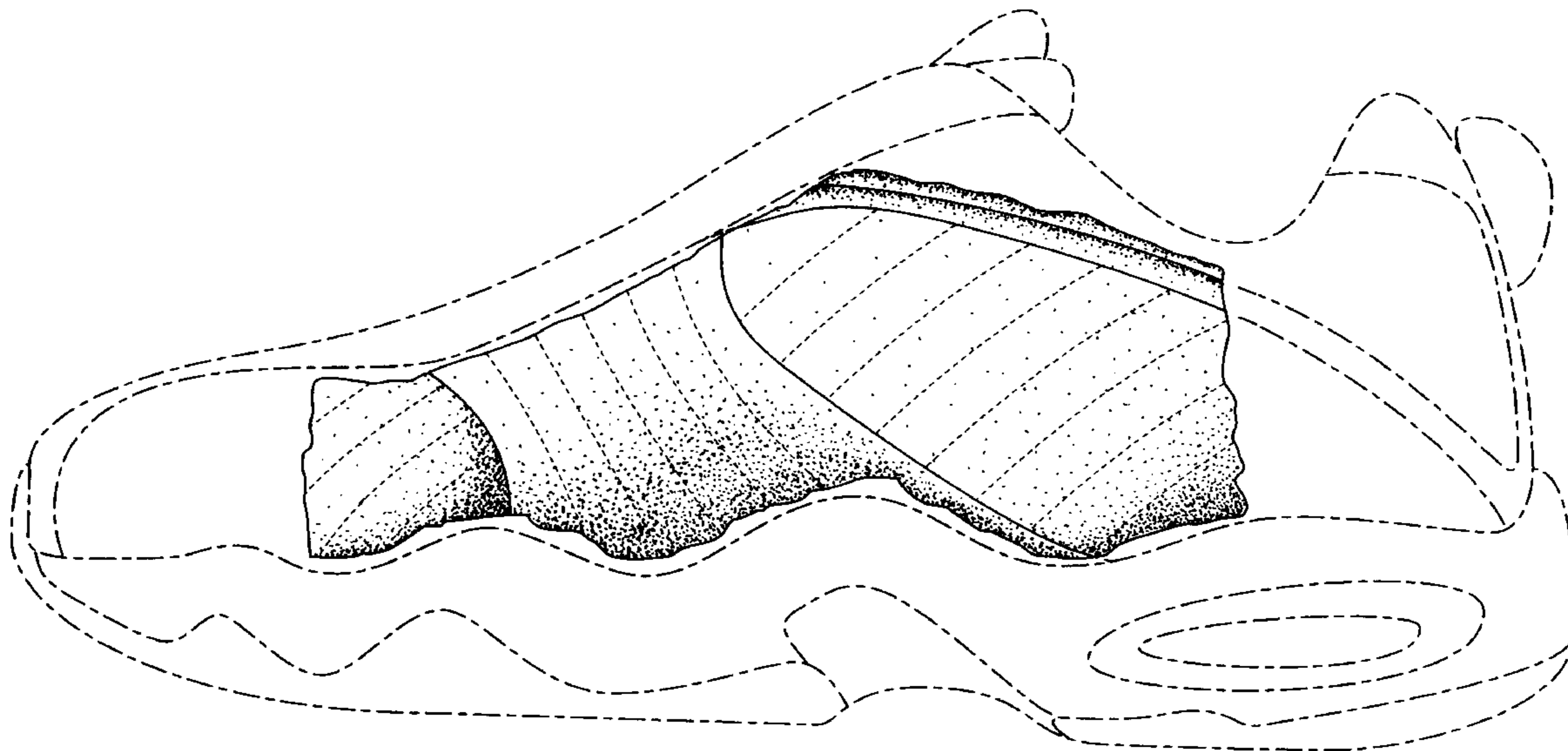
[57] **CLAIM**

The ornamental design for a portion of a shoe upper, as shown and described.

DESCRIPTION

FIG. 1 is a perspective view of a portion of a shoe upper showing my new design;
FIG. 2 is a side elevation view thereof;
FIG. 3 is a top plan view thereof;
FIG. 4 is a front elevational view thereof; and,
FIG. 5 is a rear elevational view thereof.
The uneven broken line showing the remainder of the shoe is for illustrative purposes only and forms no part of the claimed design.

1 Claim, 4 Drawing Sheets



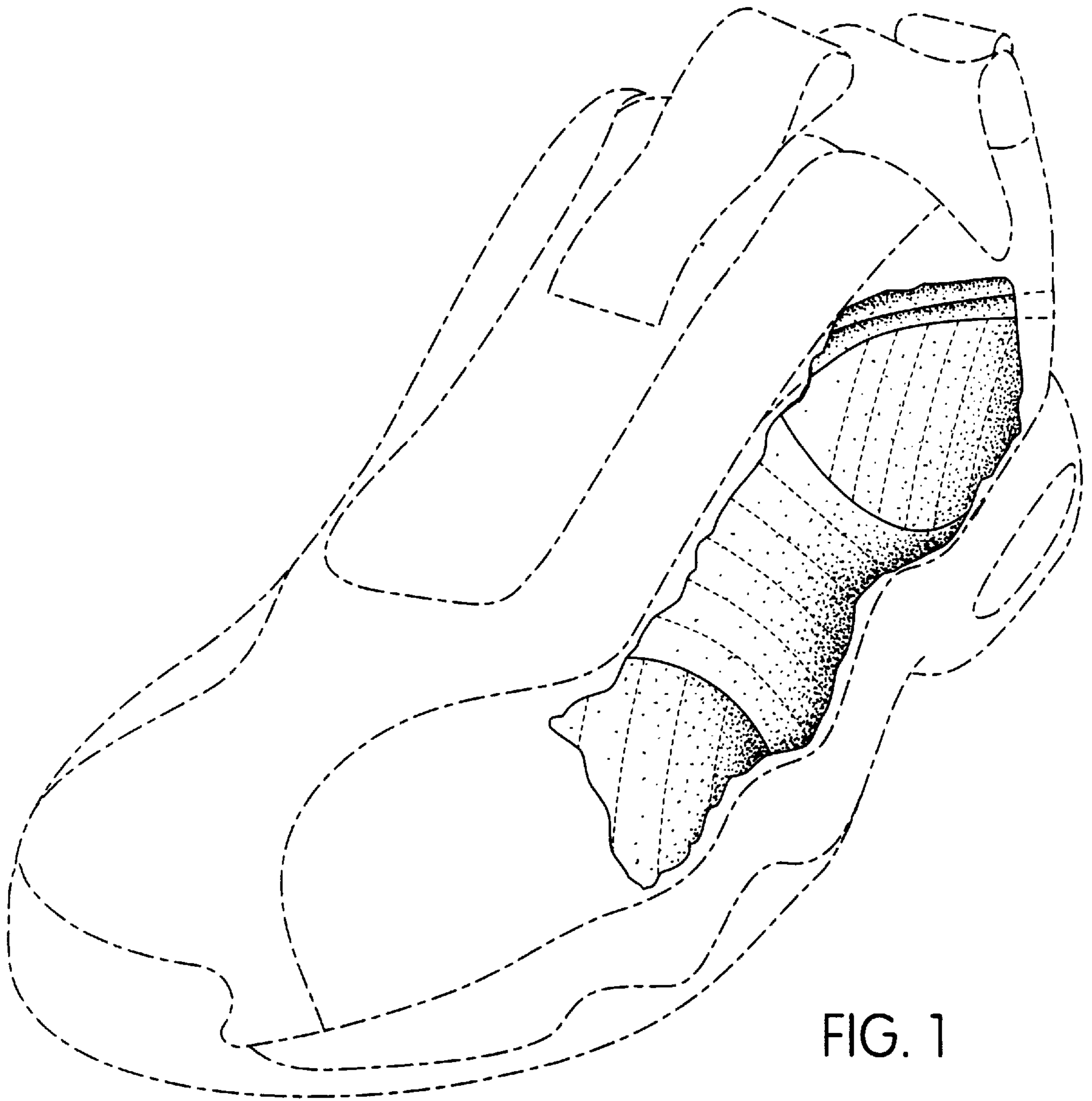


FIG. 1

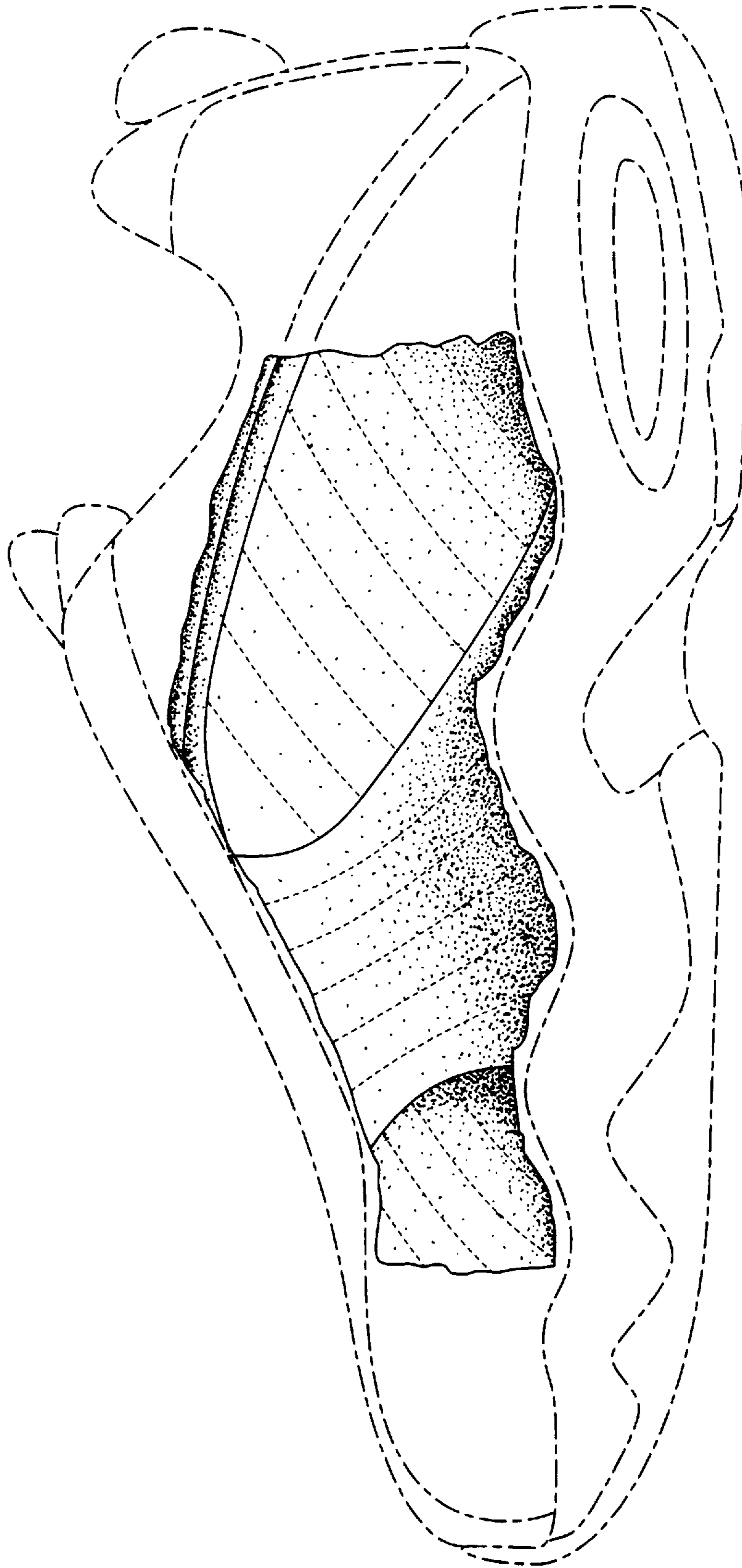


FIG. 2

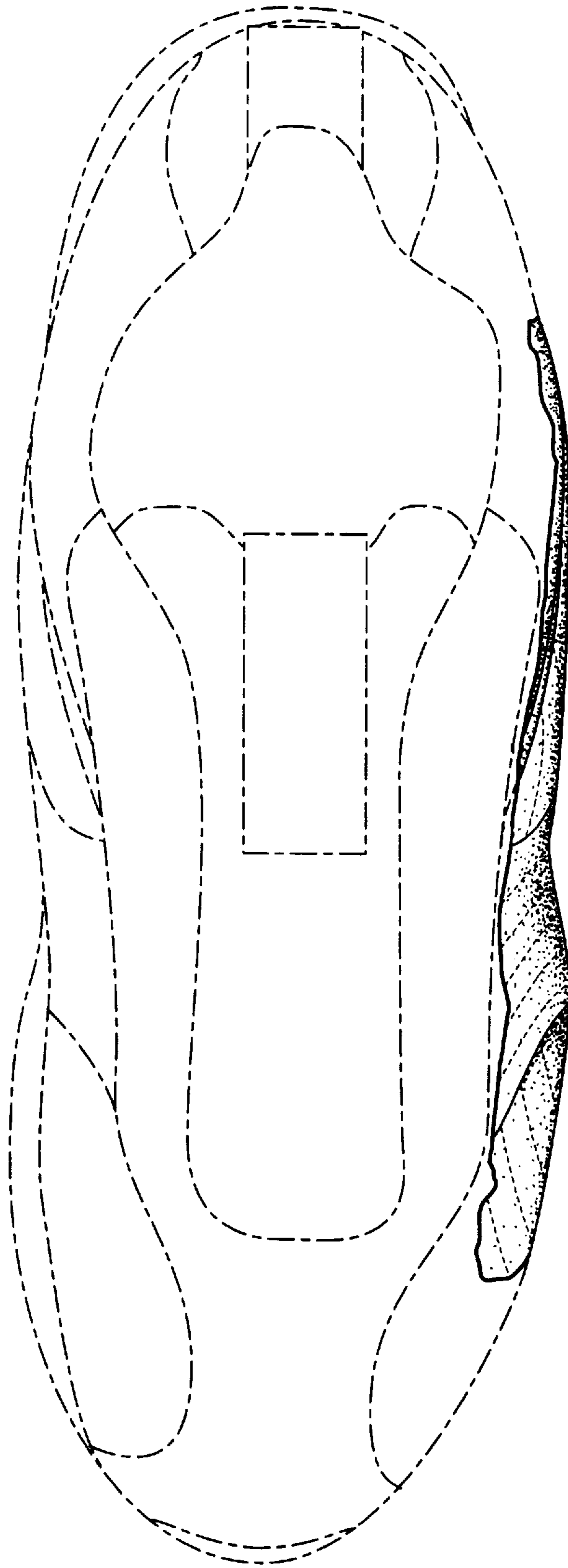


FIG. 3

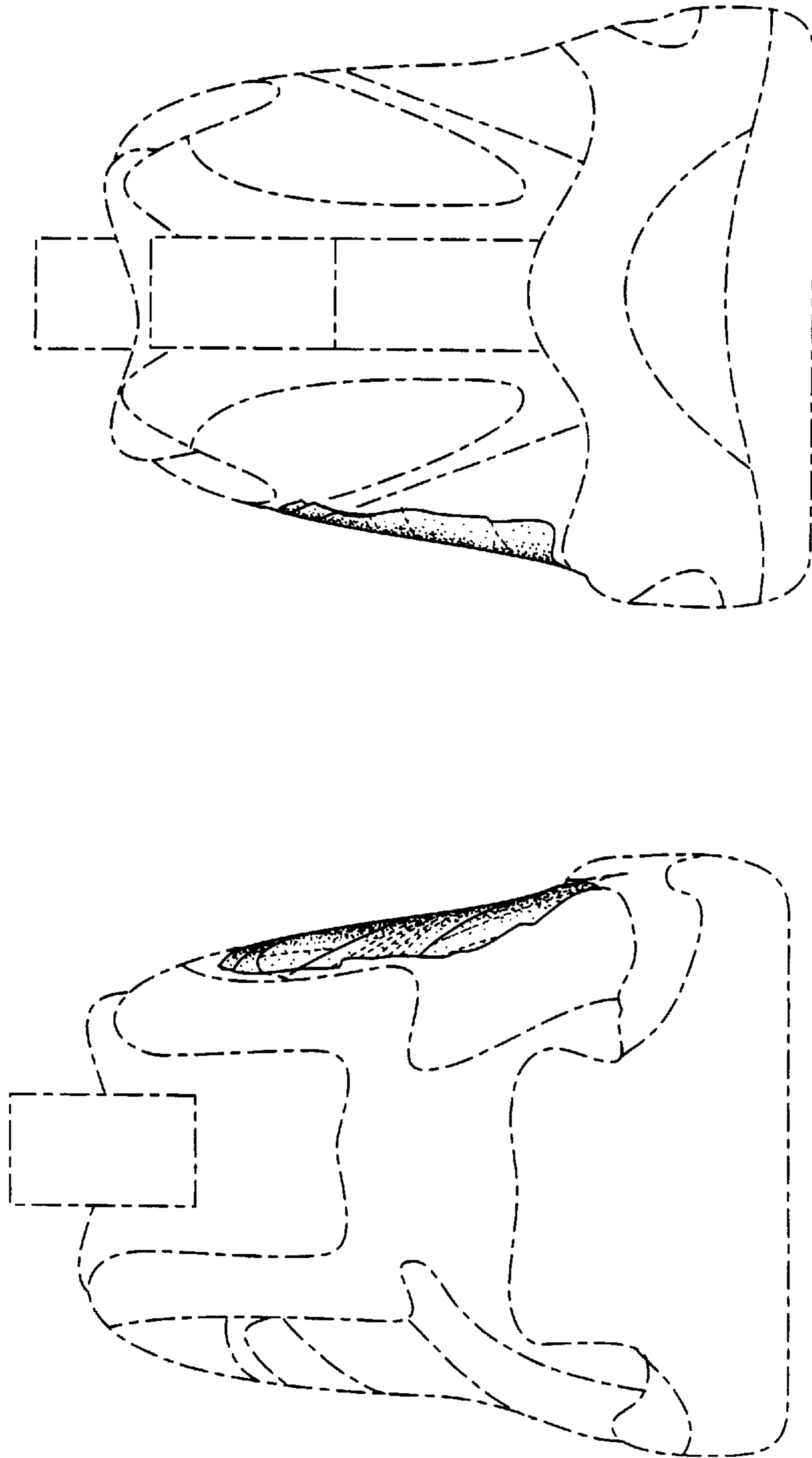


FIG. 5

FIG. 4