



US00D407535S

United States Patent [19] Hursh

[11] **Patent Number: Des. 407,535**

[45] **Date of Patent: **Apr. 6, 1999**

[54] **ROUND LASAGNA PRODUCT**

[76] Inventor: **Jeffrey A. Hursh**, 1568 Swallow St.,
Naperville, Ill. 60565

[**] Term: **14 Years**

[21] Appl. No.: **67,203**

[22] Filed: **Feb. 21, 1997**

Related U.S. Application Data

[63] Continuation-in-part of Ser. No. 40,414, Jun. 16, 1995, Pat.
No. Des. 381,186.

[51] **LOC (6) Cl.** **01-01**

[52] **U.S. Cl.** **D1/130**

[58] **Field of Search** D1/130, 121, 124,
D1/122, 125, 126, 127, 128, 129; 426/94,
104, 283, 275, 138, 118, 122

[56] References Cited

U.S. PATENT DOCUMENTS

D. 323,921	2/1992	Kawchek	D1/129	X
D. 354,613	1/1995	Kreger	D1/130	X
3,335,846	8/1967	Mills	426/118	

Primary Examiner—Pamela J. Burgess
Attorney, Agent, or Firm—Donald E. Egan

[57] CLAIM

The ornamental design for a round lasagna product, as shown and described.

DESCRIPTION

FIG. 1 is a perspective view of the round lasagna product, showing my new design;
 FIG. 2 is a top plan view thereof;
 FIG. 3 is a side elevational view thereof, the undisclosed side being the same;
 FIG. 4 is a bottom plan view thereof; and
 FIG. 5 is an enlarged partial sectional view thereof, taken along line 5—5 of FIG. 2;
 FIG. 6 is an enlarged perspective view of the lasagna product, positioned within a pan or package, which is shown in broken lines as environmental structure, which does not form a part of the claimed design; and,
 FIG. 7 is an enlarged partial sectional view of the lasagna product, as shown in FIG. 6, taken along line 7—7 of FIG. 6.

The broken lines shown in FIGS. 6 and 7 are for illustrative purposes only and form no part of the claimed design.

1 Claim, 3 Drawing Sheets

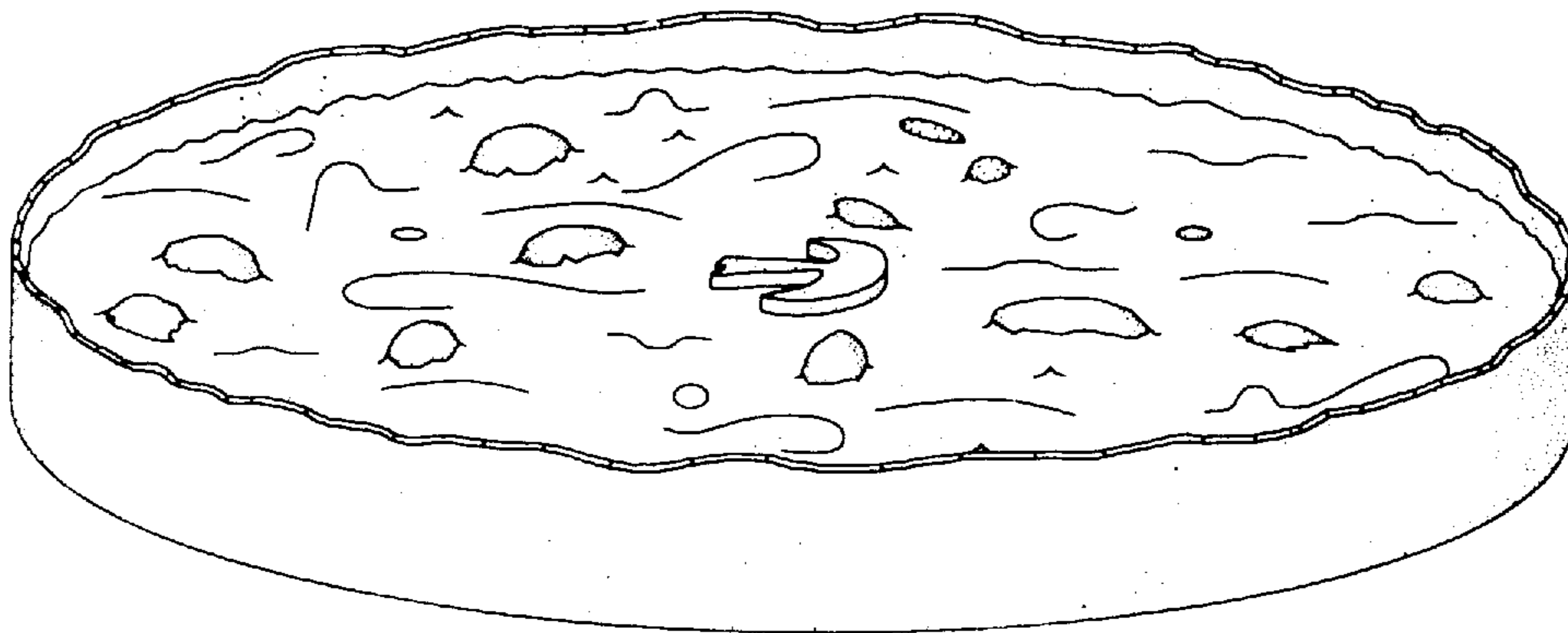


FIG. 1

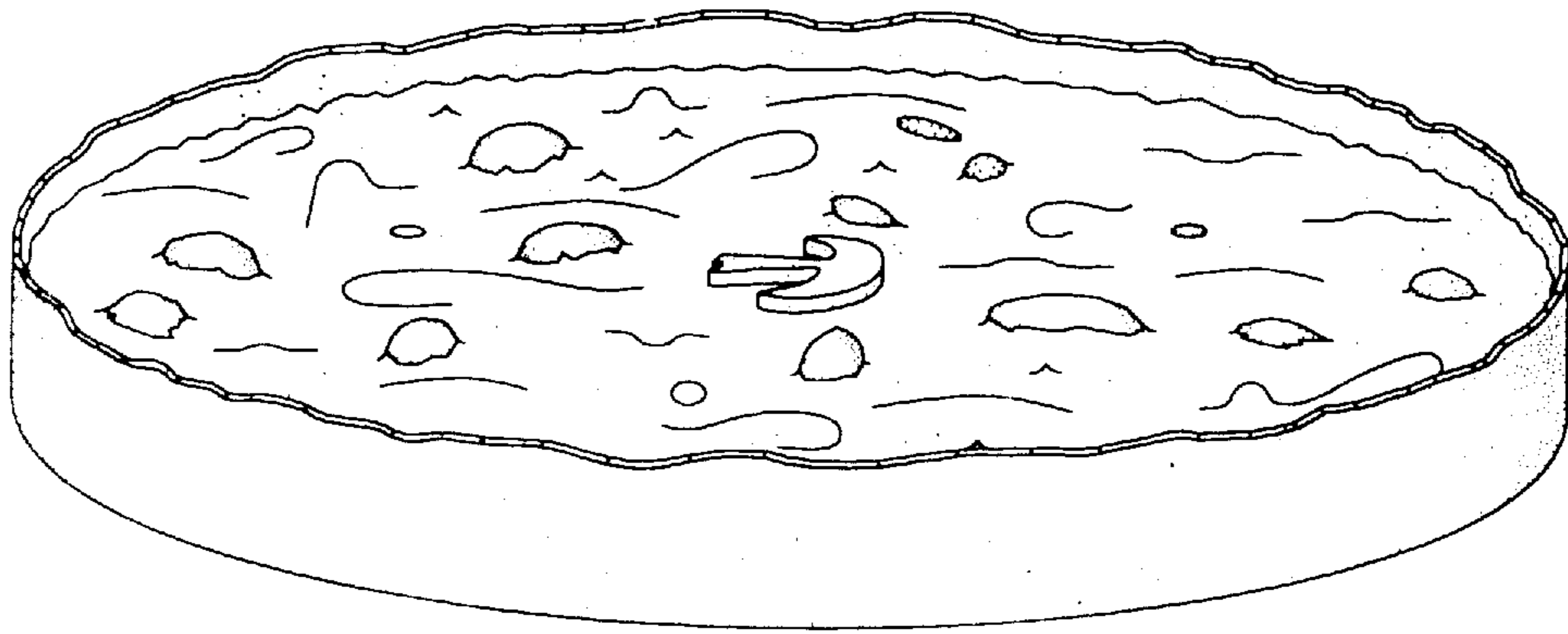


FIG. 4




FIG. 2




FIG. 3



FIG. 5

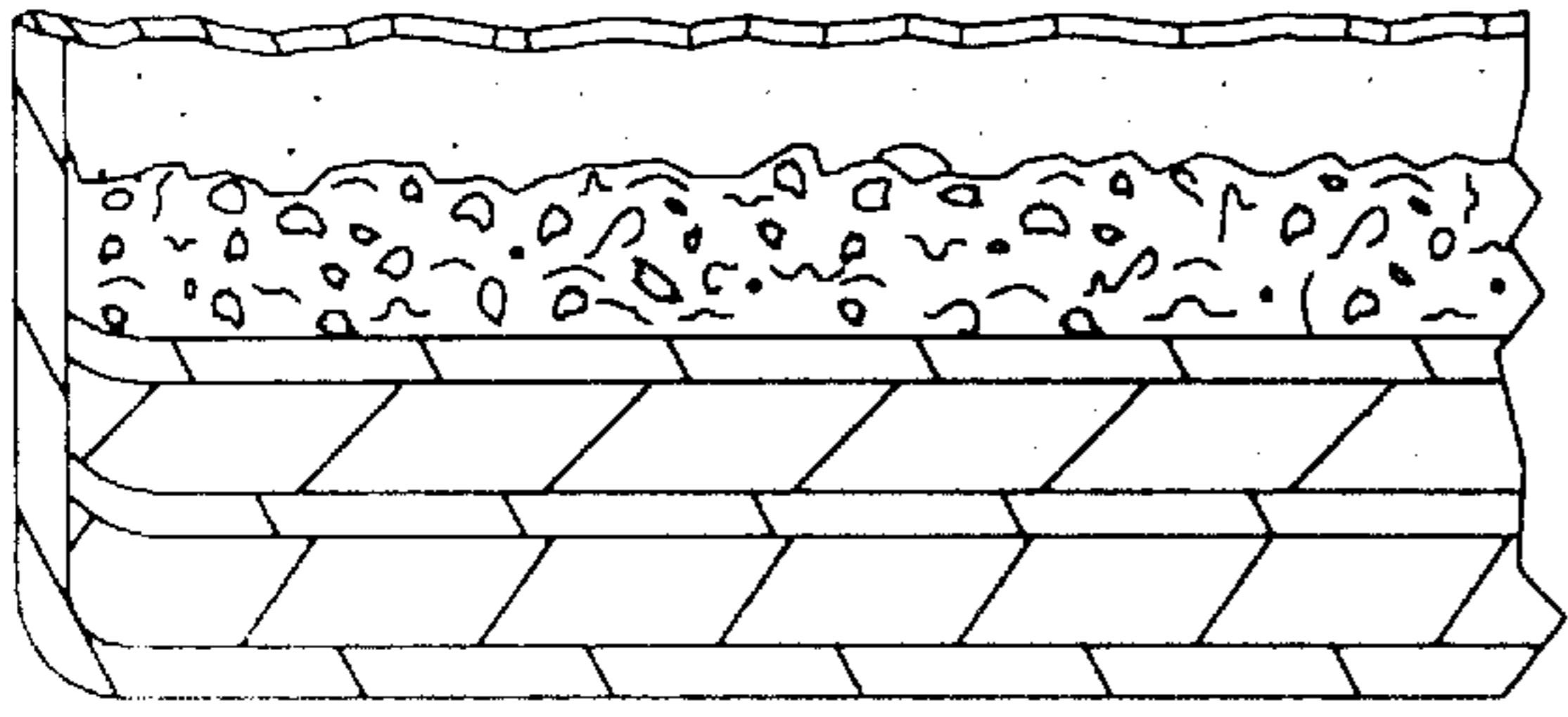


FIG. 7

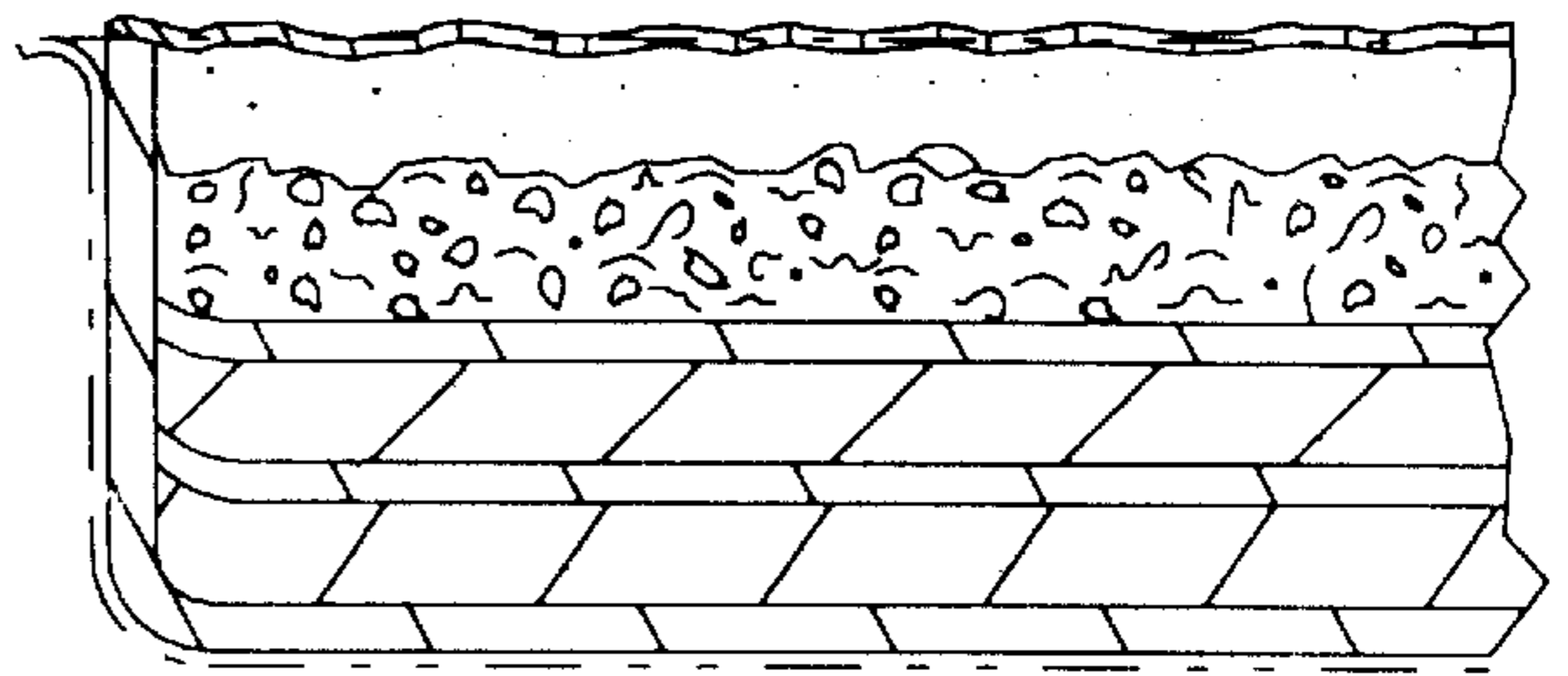


FIG. 6

