



US00D407527S

United States Patent [19] Bellisario

[11] **Patent Number: Des. 407,527**

[45] **Date of Patent: **Mar. 30, 1999**

[54] **SCISSOR AND COMB DUAL PURPOSE FOR BARBERS**

5,107,591 4/1992 Sato 30/195
5,259,114 11/1993 Shorter 30/195 X

[76] Inventor: **Enrico Bellisario**, 9009 Barnes Lake Rd., N. Huntingdon, Pa. 15642

FOREIGN PATENT DOCUMENTS

[**] Term: **14 Years**

2645228 4/1978 Germany 30/233.5
3506386 8/1986 Germany 30/195
44031 12/1917 Sweden 30/233.5

[21] Appl. No.: **71,541**

Primary Examiner—Ted Shooman
Assistant Examiner—C. Tuttle

[22] Filed: **May 30, 1997**

[57] CLAIM

[51] **LOC (6) Cl.** **28-03**

[52] **U.S. Cl.** **D28/25; D8/57; D28/44**

[58] **Field of Search** **D28/25, 44; D8/57; 30/233.5, 30, 31, 195; 132/213.1; 7/136**

The ornamental design for the scissor and comb dual purpose for barbers.

DESCRIPTION

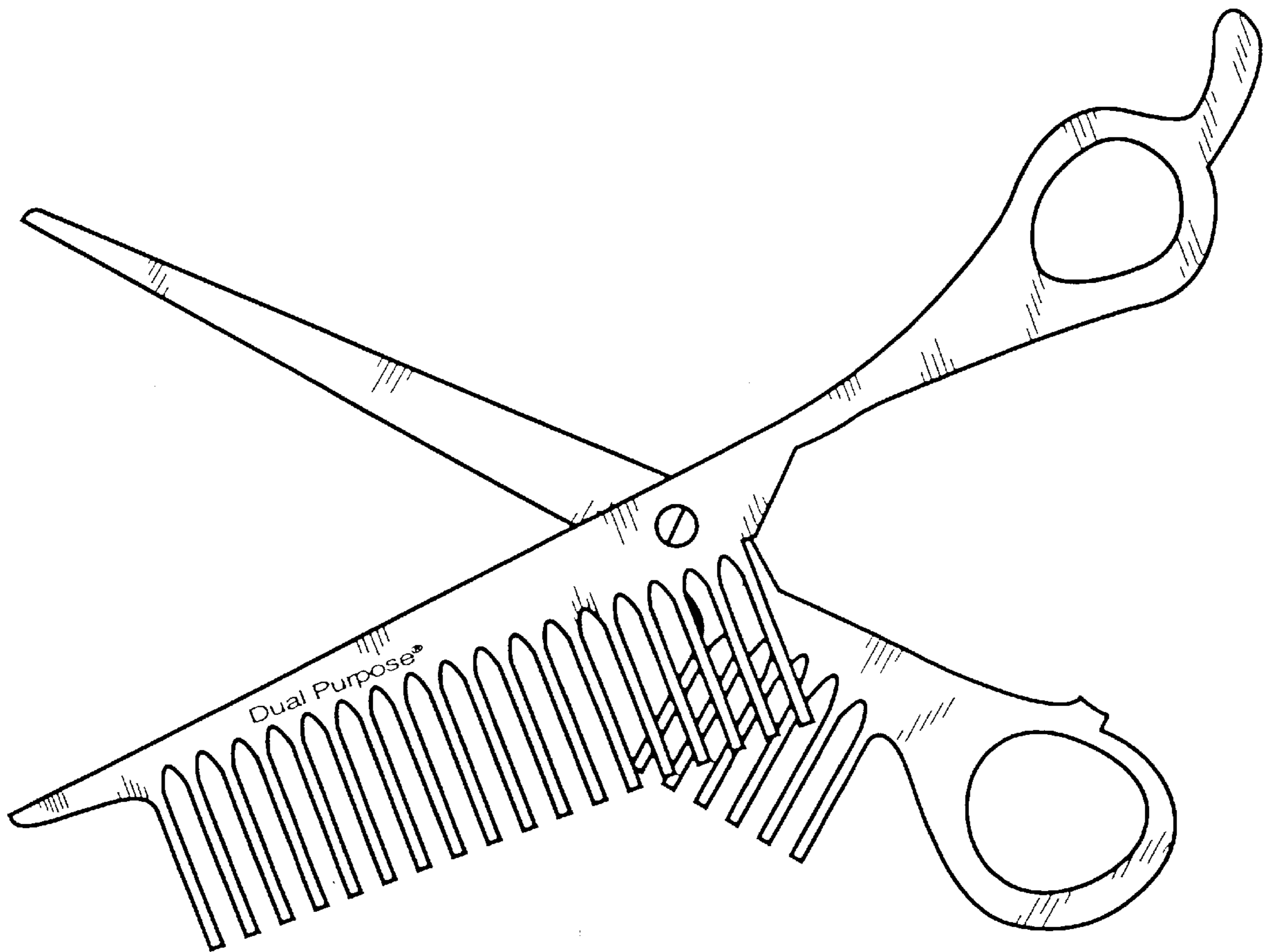
[56] References Cited

U.S. PATENT DOCUMENTS

84,860 12/1868 Craig 30/233.5
D. 303,919 10/1989 Pate D8/57
D. 314,248 1/1991 Jokinen D28/25
D. 333,764 3/1993 Moi D8/57
2,008,631 7/1935 Udkovich 30/195
2,489,165 11/1949 Tuck 30/233.5
2,603,863 7/1952 Maggio 30/30 X
2,719,357 10/1955 Lavery 30/30 X
3,250,001 5/1966 Cercone 30/195
4,805,305 2/1989 Davis 30/195 X

FIG. 1 is a side elevational view of the upper member of my design, shown separately for clarity of illustration; FIG. 2 is a side elevational view of the lower member of my design shown separately for clarity; FIG. 3 is a side elevational view of the assembled design in the closed position; and, FIG. 4 is a side elevational view of the assembled design in the open position. The portions of the shear and comb combination that are not shown form no part of the claimed design.

1 Claim, 4 Drawing Sheets



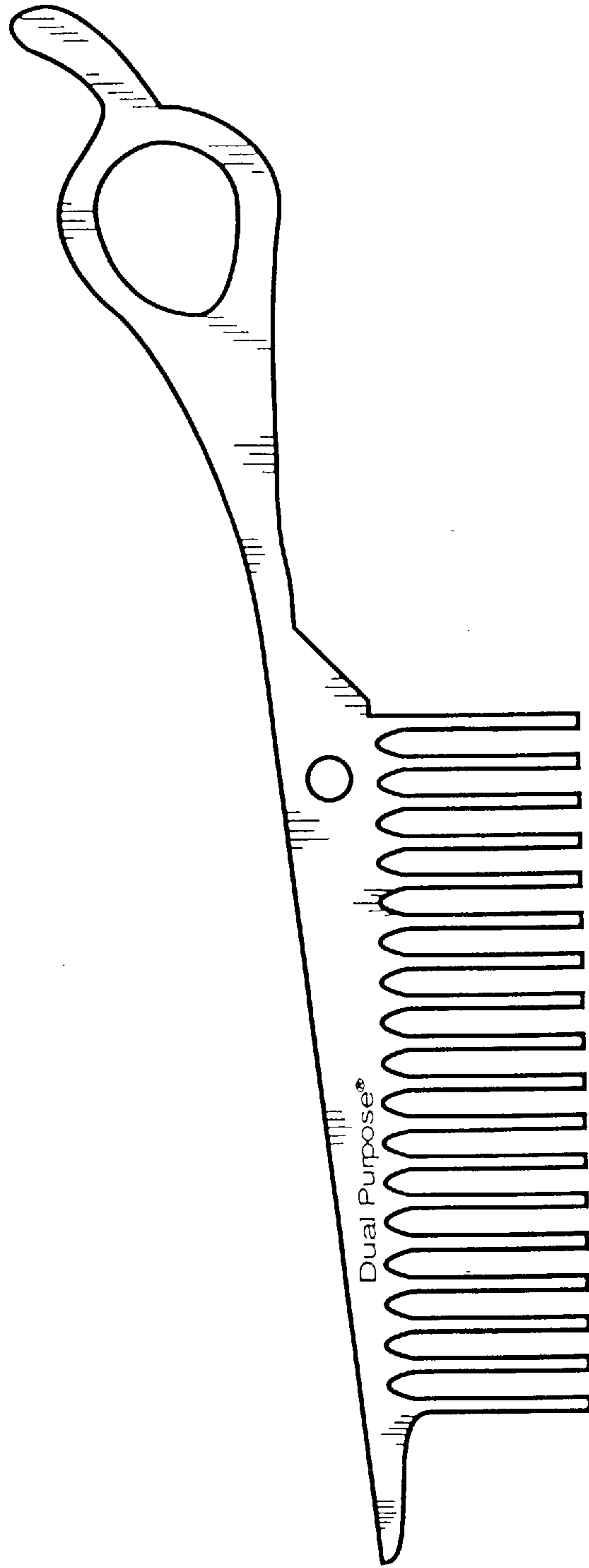


FIG.1

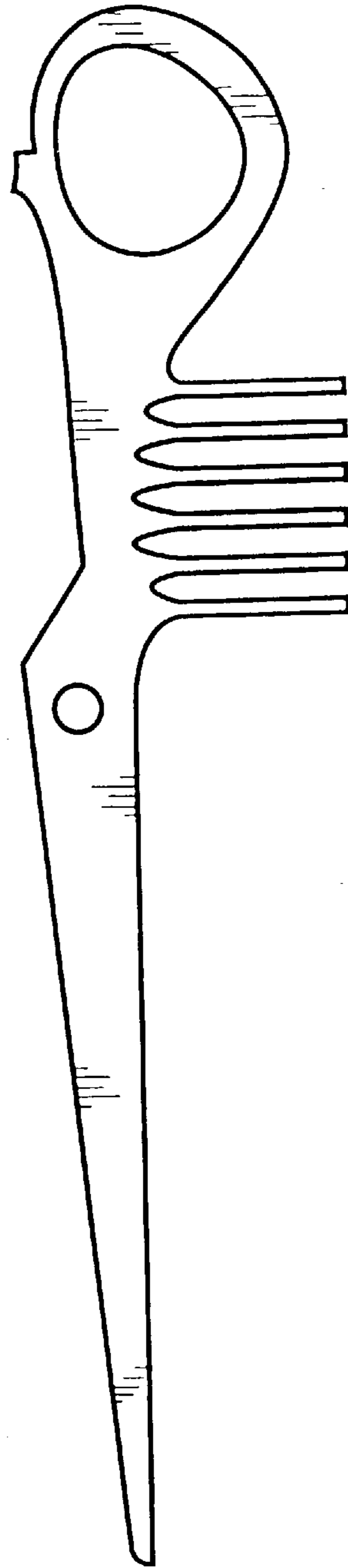


FIG.2

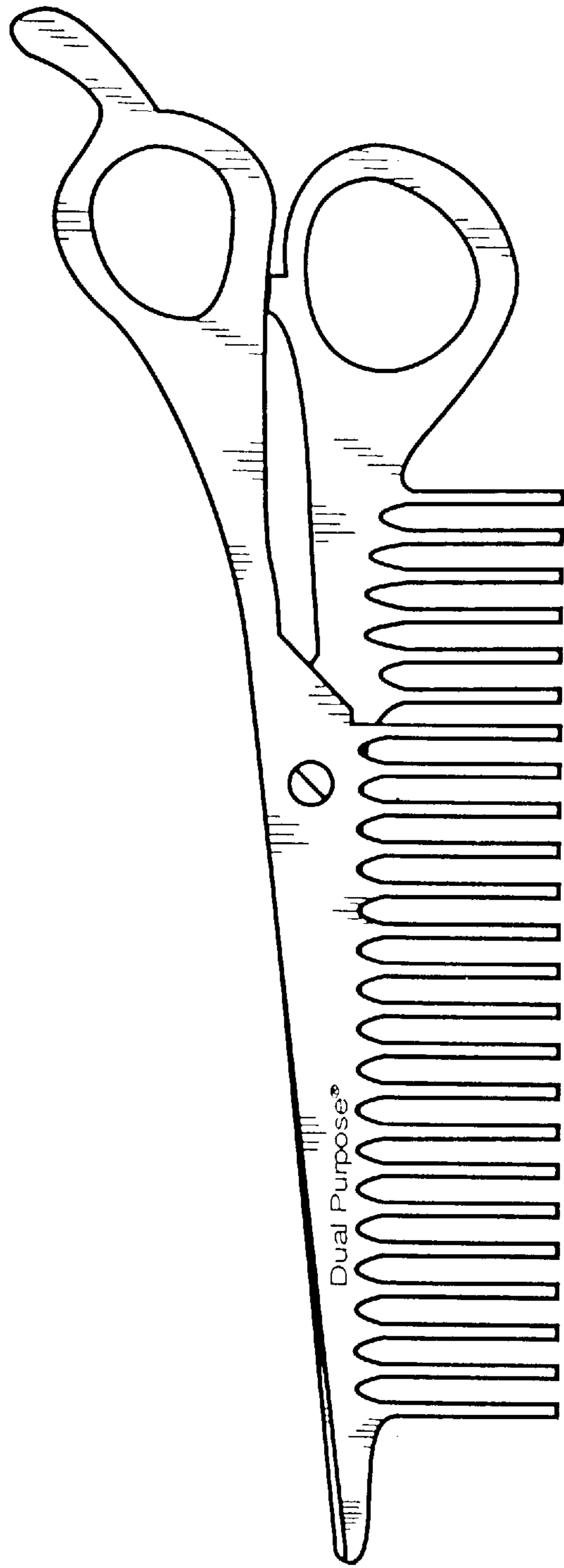


FIG.3

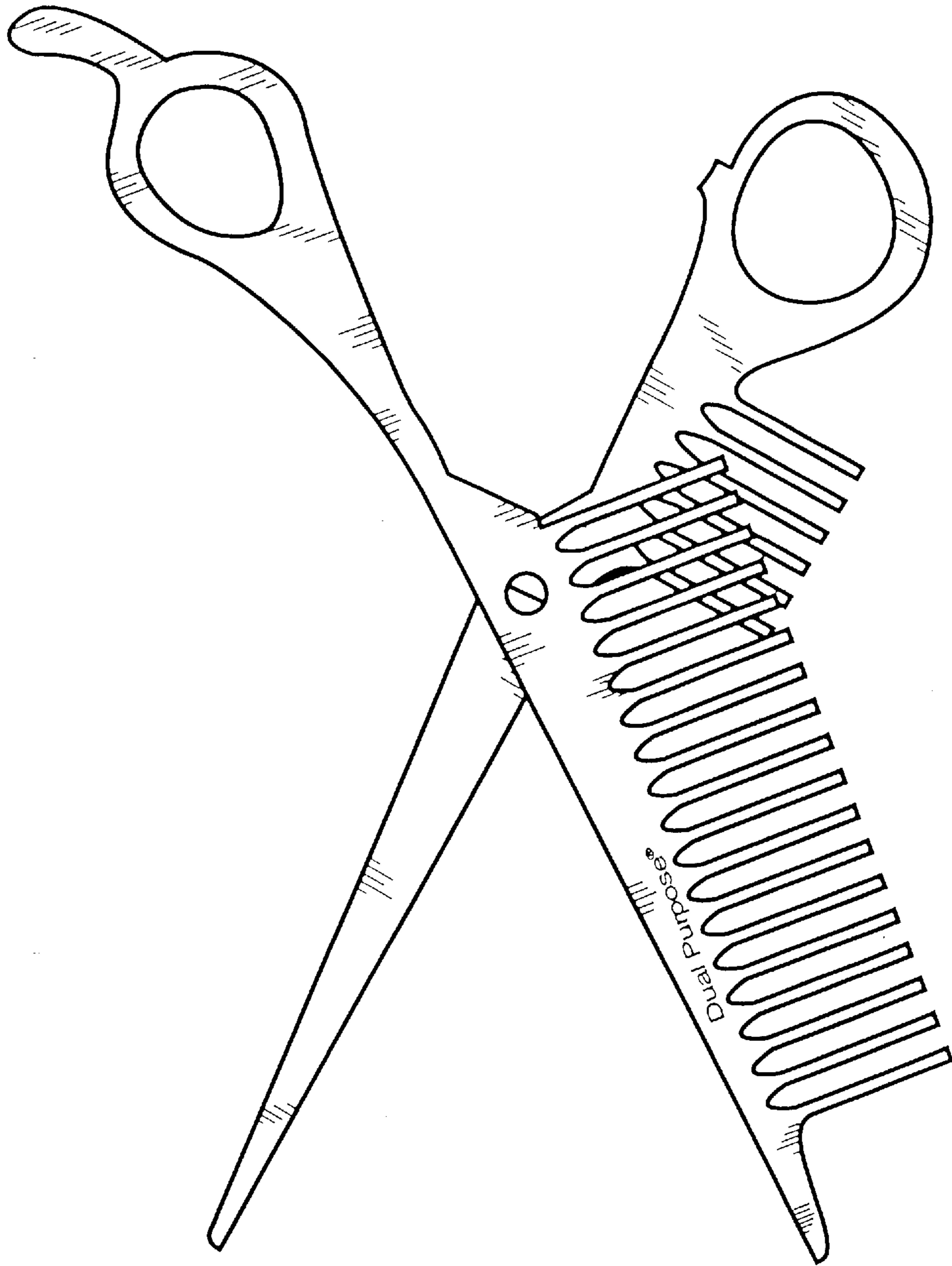


FIG.4