



US00D407523S

# United States Patent [19]

[11] **Patent Number: Des. 407,523**

Hsu

[45] **Date of Patent: \*\*Mar. 30, 1999**

[54] **FLOOR LAMP**

D. 390,683 2/1998 Hsu ..... D26/81  
4,775,922 10/1988 Engel ..... 362/414 X

[75] Inventor: **Keen Hsu**, Taichung, Taiwan

*Primary Examiner*—Susan J. Lucas  
*Attorney, Agent, or Firm*—Bacon & Thomas

[73] Assignee: **Bright Yin Huey Co., Ltd.**, Taiwan

[\*\*] Term: **14 Years**

[57] **CLAIM**

[21] Appl. No.: **80,316**

The ornamental design for a floor lamp, as shown and described.

[22] Filed: **Dec. 4, 1997**

**DESCRIPTION**

[51] **LOC (6) Cl.** ..... **26-05**

[52] **U.S. Cl.** ..... **D26/111**

[58] **Field of Search** ..... D26/93, 102-112,  
D26/81; 362/410-414


FIG. 1 is a perspective view of a floor lamp showing my new design;  
FIG. 2 is a front elevation view thereof;  
FIG. 3 is a rear elevation view thereof;  
FIG. 4 is a left side elevation view thereof;  
FIG. 5 is a right side elevation view thereof;  
FIG. 6 is a top plan view thereof; and,  
FIG. 7 is a bottom plan view thereof.


[56] **References Cited**

**U.S. PATENT DOCUMENTS**

- D. 76,276 9/1928 Wolter ..... D26/105
- D. 315,031 2/1991 Berry ..... D26/105
- D. 328,152 7/1992 Benghozi ..... D26/106

**1 Claim, 4 Drawing Sheets**





*FIG. 1*

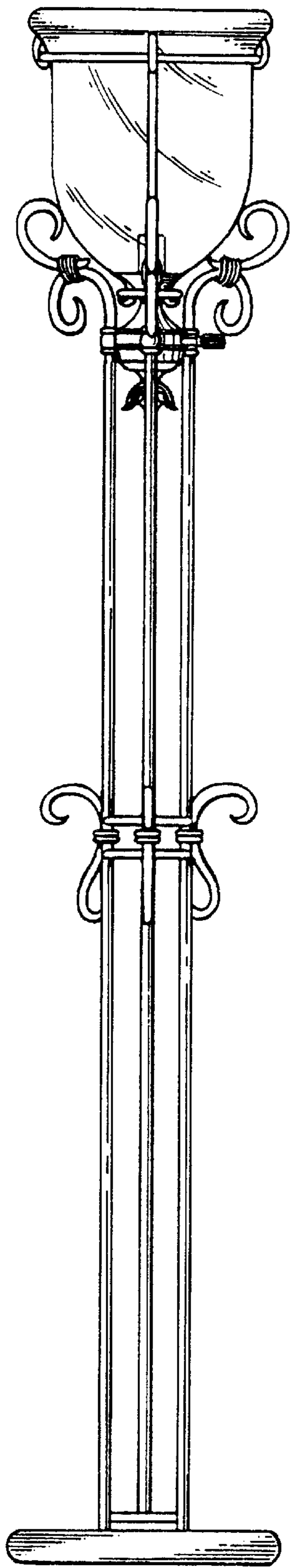


FIG. 2




FIG. 3




FIG. 4


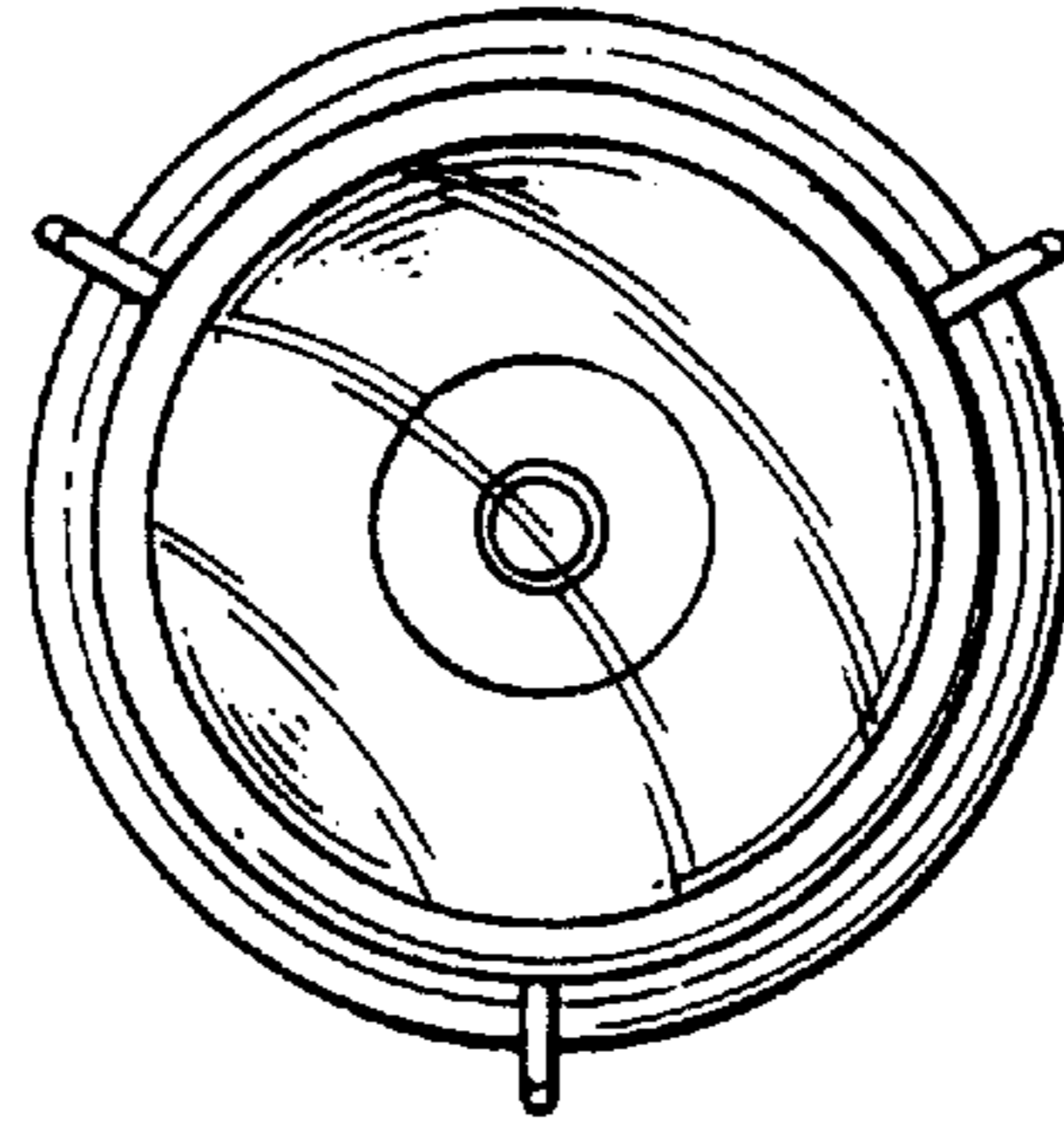



FIG. 5



*FIG. 6*



*FIG. 7*