



US00D407516S

# United States Patent [19] Pham

[11] Patent Number: Des. 407,516

[45] Date of Patent: \*\*Mar. 30, 1999

[54] **COMBINED CEILING FAN AND LIGHT  
FIXTURE**

[75] Inventor: David Pham, Pasadena, Calif.

[73] Assignee: Minka Lighting, Inc., Corona, Calif.

[\*\*] Term: 14 Years

[21] Appl. No.: 83,397

[22] Filed: Dec. 31, 1997

[51] LOC (6) Cl. .... 26-05

[52] U.S. Cl. .... D26/59; D23/377; D23/379;  
D23/385; D26/73

[58] Field of Search ..... 362/806, 96, 294,  
362/147, 404-408; D26/72, 80-92, 127,  
59; D23/377, 379, 385, 411

[56] **References Cited**

U.S. PATENT DOCUMENTS

- D. 193,405 8/1962 Rivera ..... D26/73
- D. 215,750 10/1969 Janowitz ..... D26/73 X
- D. 396,101 7/1998 Jaspers-Fayer ..... D23/377

Primary Examiner—Susan J. Lucas  
Attorney, Agent, or Firm—Jenkins & Gilchrist, P.C.

[57] **CLAIM**

The ornamental design for the combined ceiling fan and light fixture, as shown as described.

**DESCRIPTION**

FIG. 1 is a front elevational view of a combined ceiling fan and light fixture showing my design;

FIG. 2 is a rear elevational view thereof;

FIG. 3 is a right side elevational view thereof;

FIG. 4 is a left side elevational view thereof;

FIG. 5 is a bottom plan view thereof;

FIG. 6 is a perspective view illustrating the front, right, and bottom sides thereof;

FIG. 7 is a perspective view illustrating the rear, right, and bottom sides thereof;

FIG. 8 is a perspective view illustrating the rear, left, and top sides thereof;

FIG. 9 is a perspective view illustrating the front, left, and top sides thereof;

FIG. 10 is an enlarged partial front elevational view thereof, illustrating the motor and light canopy;


FIG. 11 is an enlarged partial right elevational view thereof, illustrating the motor and light canopy;

FIG. 12 is an enlarged partial rear elevational view thereof, illustrating the motor and light canopy; and,

FIG. 13 is an enlarged partial left elevational view thereof illustrating the motor and light canopy.

The support rod and mounting base are not considered part of the design claimed and are shown only to illustrate the environment in which the article is used.

**1 Claim, 13 Drawing Sheets**







*FIGURE 1*





*FIGURE 2*






*FIGURE 3*





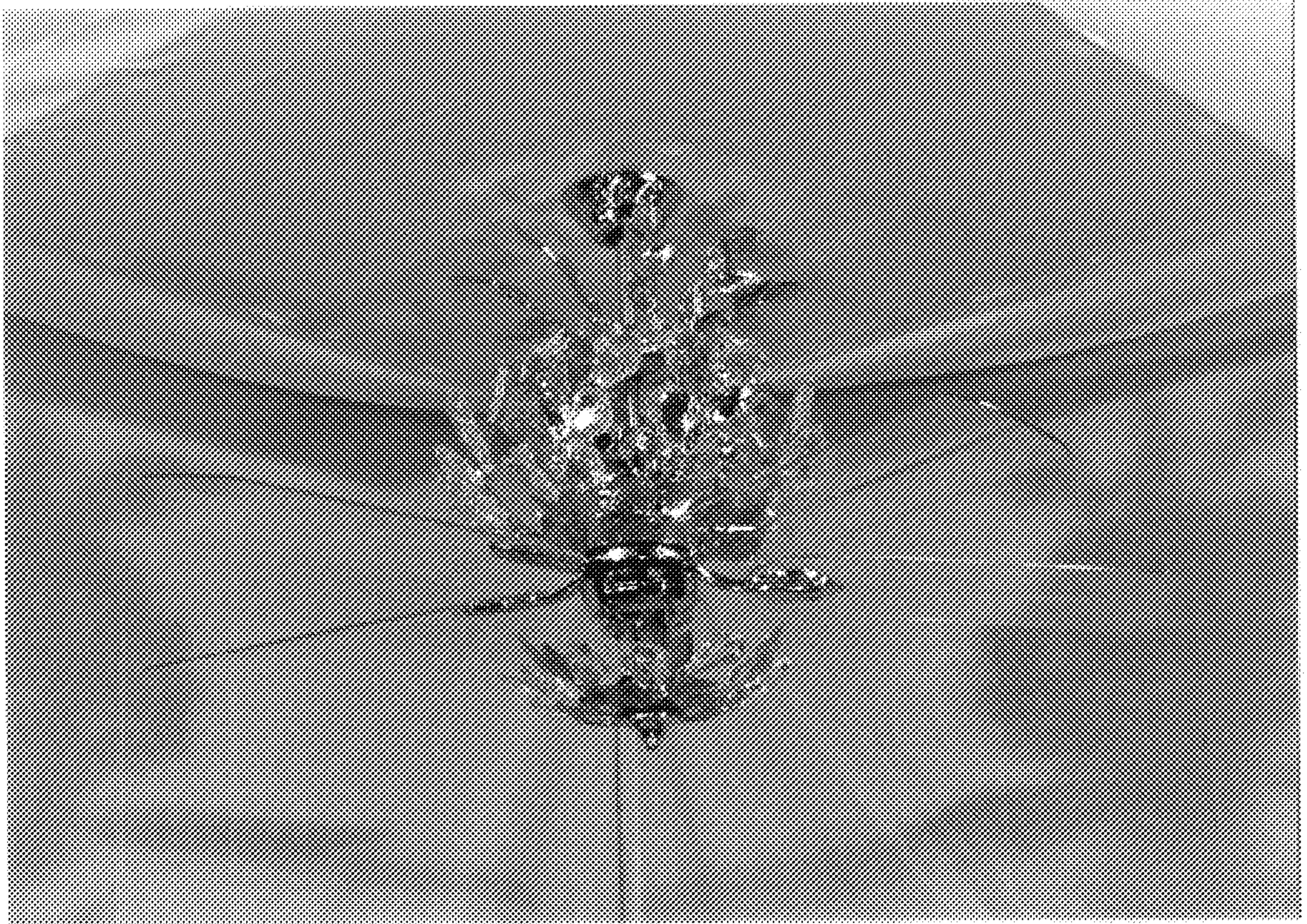
*FIGURE 4*






*FIGURE 5*






*FIGURE 6*





*FIGURE 7*





*FIGURE 8*





*FIGURE 9*





*FIGURE 10*





*FIGURE 11*





*FIGURE 12*





*FIGURE 13*