



US00D407480S

United States Patent [19]

Leiter et al.

[11] **Patent Number: Des. 407,480**

[45] **Date of Patent: **Mar. 30, 1999**

[54] **REGISTER FACEPLATE**

D. 388,060 8/1998 Solie D23/388

[75] Inventors: **David D. Leiter; Gerald D. Haynes,**
both of Elkhart, Ind.

Primary Examiner—Lisa Lichtenstein
Attorney, Agent, or Firm—Barnes & Thornburg

[73] Assignee: **Continental Industries, Inc.,** Elkhart,
Ind.

[57] **CLAIM**

[**] Term: **14 Years**

The ornamental design for a register faceplate, as shown and described.

[21] Appl. No.: **67,891**

DESCRIPTION

[22] Filed: **Mar. 13, 1997**

FIG. 1 is a perspective view of a register faceplate, showing our new design;

[51] **LOC (6) Cl. 23-03**

FIG. 2 is a top plan view;

[52] **U.S. Cl. D23/388; D25/132**

FIG. 3 is a front elevation view, the rear elevation view being a mirror image thereof;

[58] **Field of Search D23/388; 454/289,**
454/290, 284; 52/507, 663; D25/152, 153,
156

FIG. 4 is a right side elevation view, the left side elevation view being a mirror image thereof;

FIG. 5 is a perspective view of a second embodiment of the register faceplate of FIG. 1;

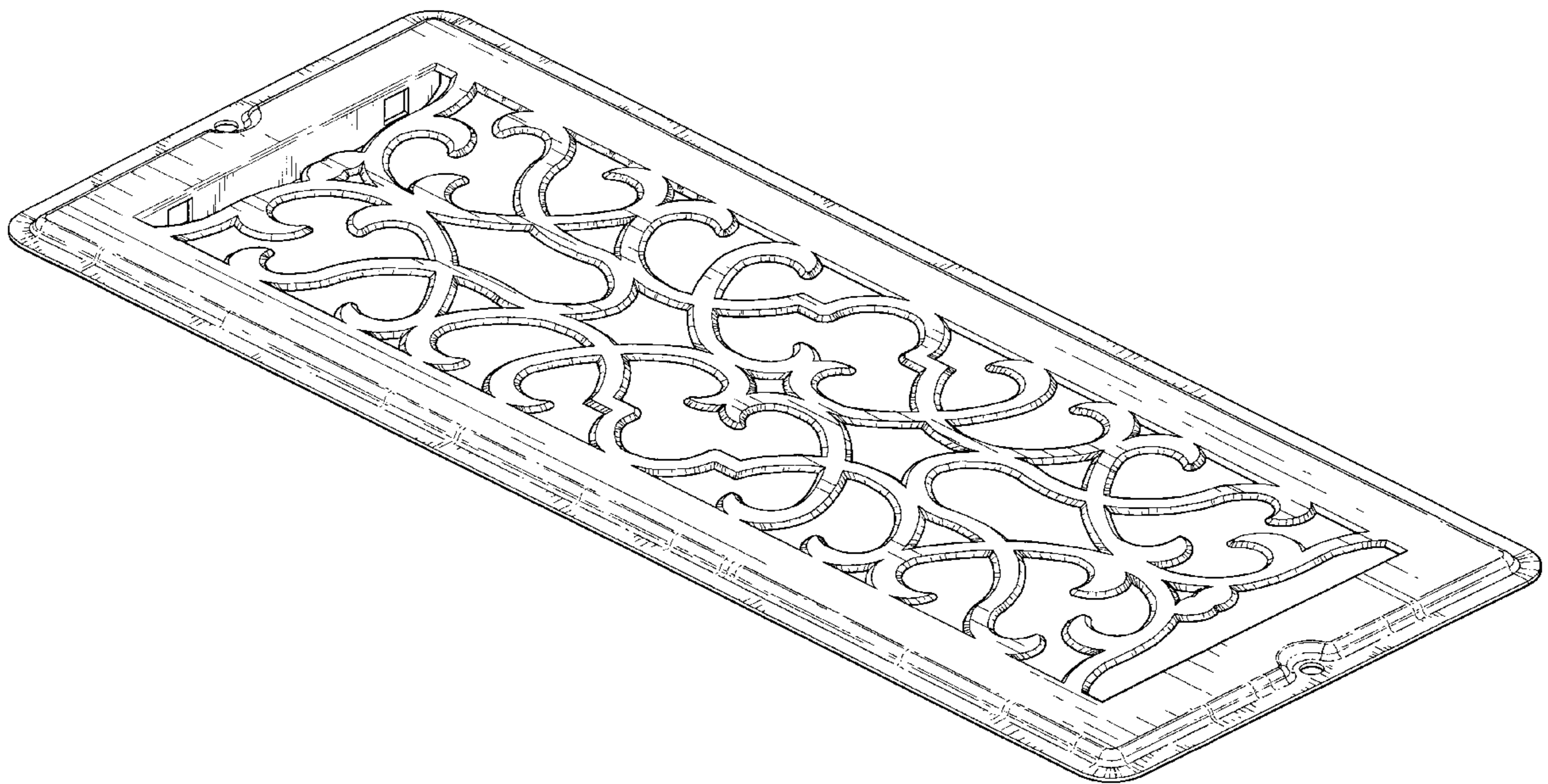
[56] **References Cited**

FIG. 6 is a top plan view of the embodiment of FIG. 5; and,
FIG. 7 is a right side elevational view of the embodiment of FIG. 5.

U.S. PATENT DOCUMENTS

D. 36,578 10/1903 Fox D23/388
D. 328,344 7/1992 Heidtke D23/388

1 Claim, 4 Drawing Sheets



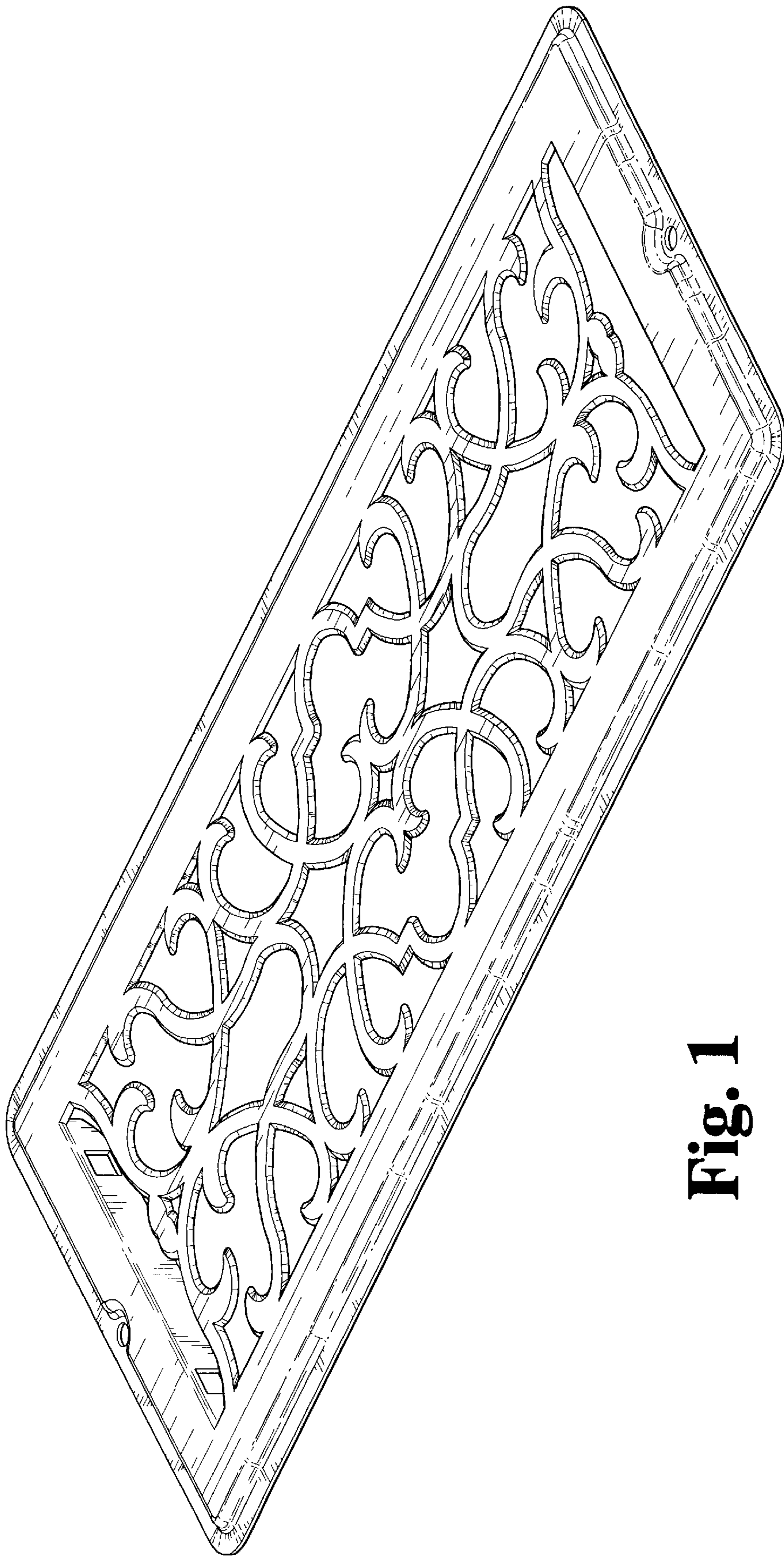


Fig. 1




Fig. 2



Fig. 4

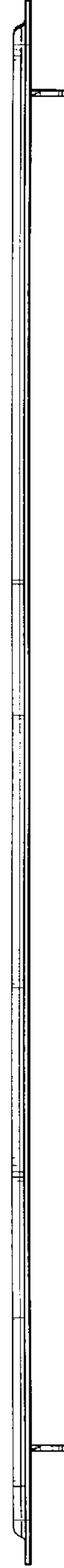


Fig. 3

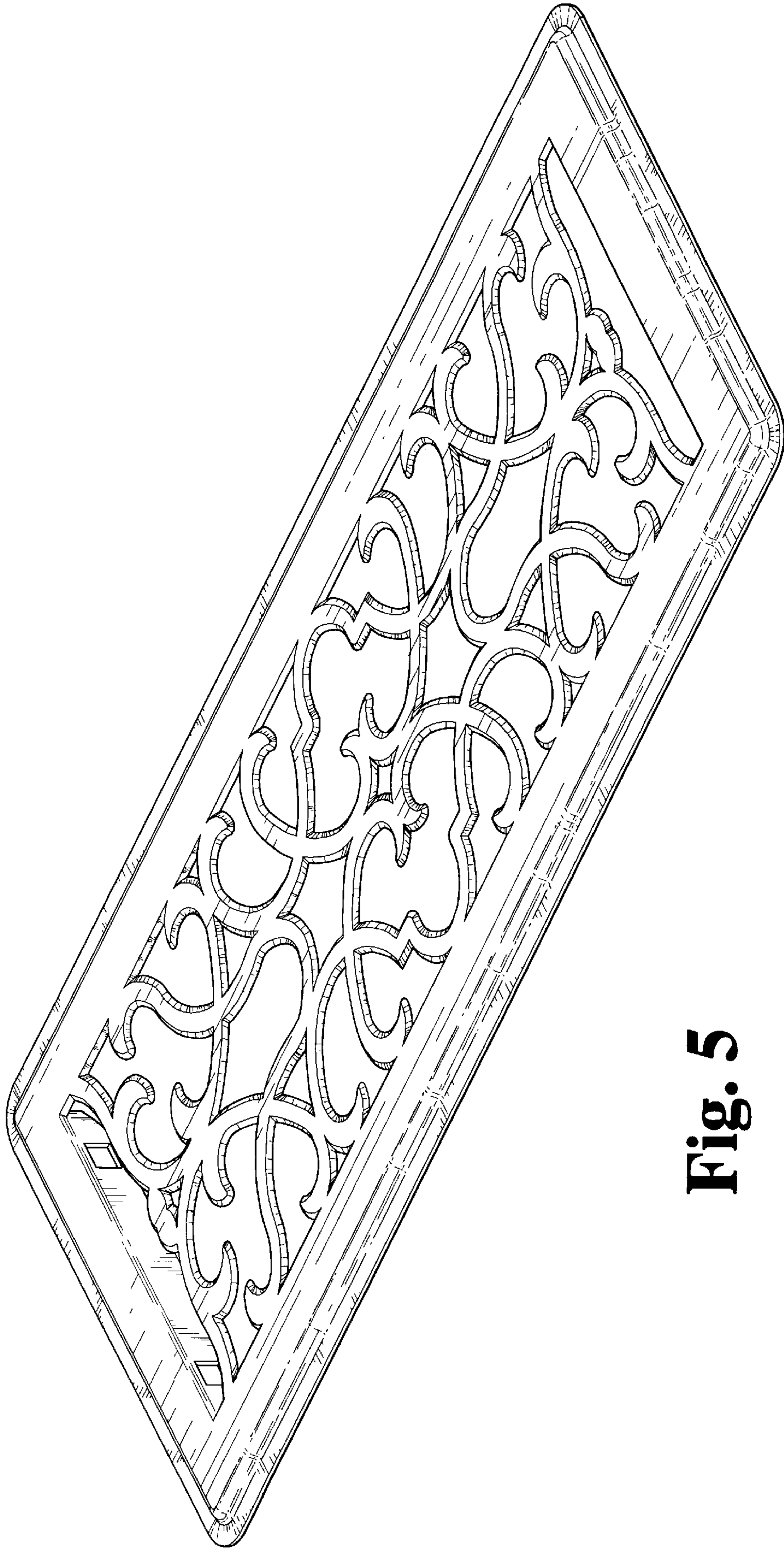


Fig. 5




Fig. 7




Fig. 6