



US00D407456S

United States Patent [19]

De La Cruz et al.

[11] **Patent Number: Des. 407,456**

[45] **Date of Patent: **Mar. 30, 1999**

[54] **HANDLE PORTION OF A GOLF CLUB SHAFT**

[76] Inventors: **Richard De La Cruz**, 1610 Bittern Ct., Carlsbad, Calif. 92009; **Richard Parente**, 2926 Kellog St., #5B, San Diego, Calif. 92106; **Richard Tennent**, 2258 Via Tesoro, Alpine, Calif. 91901

[**] Term: **14 Years**

[21] Appl. No.: **70,886**

[22] Filed: **Apr. 17, 1997**

Related U.S. Application Data

[63] Continuation-in-part of Ser. No. 590,547, Jan. 24, 1996, Pat. No. 5,695,408.

[51] **LOC (6) Cl.** **21-02**

[52] **U.S. Cl.** **D21/757**

[58] **Field of Search** D21/221; 473/316-323

[56] References Cited

U.S. PATENT DOCUMENTS

D. 236,639 9/1975 Kanne D21/214 X

D. 236,735	9/1975	Bush	D21/214 X
1,605,140	11/1926	Perkins	473/316
2,074,986	3/1937	Lagerblade	473/316
3,519,270	7/1970	Baymiller	473/316
5,695,408	12/1997	De La Cruz et al.	473/316 X

Primary Examiner—Sandra L. Morris
Assistant Examiner—Mitchell I. Siegel
Attorney, Agent, or Firm—Cooley Godward LLP

[57] CLAIM

The ornamental design for a handle portion of a golf club shaft, as shown and described.

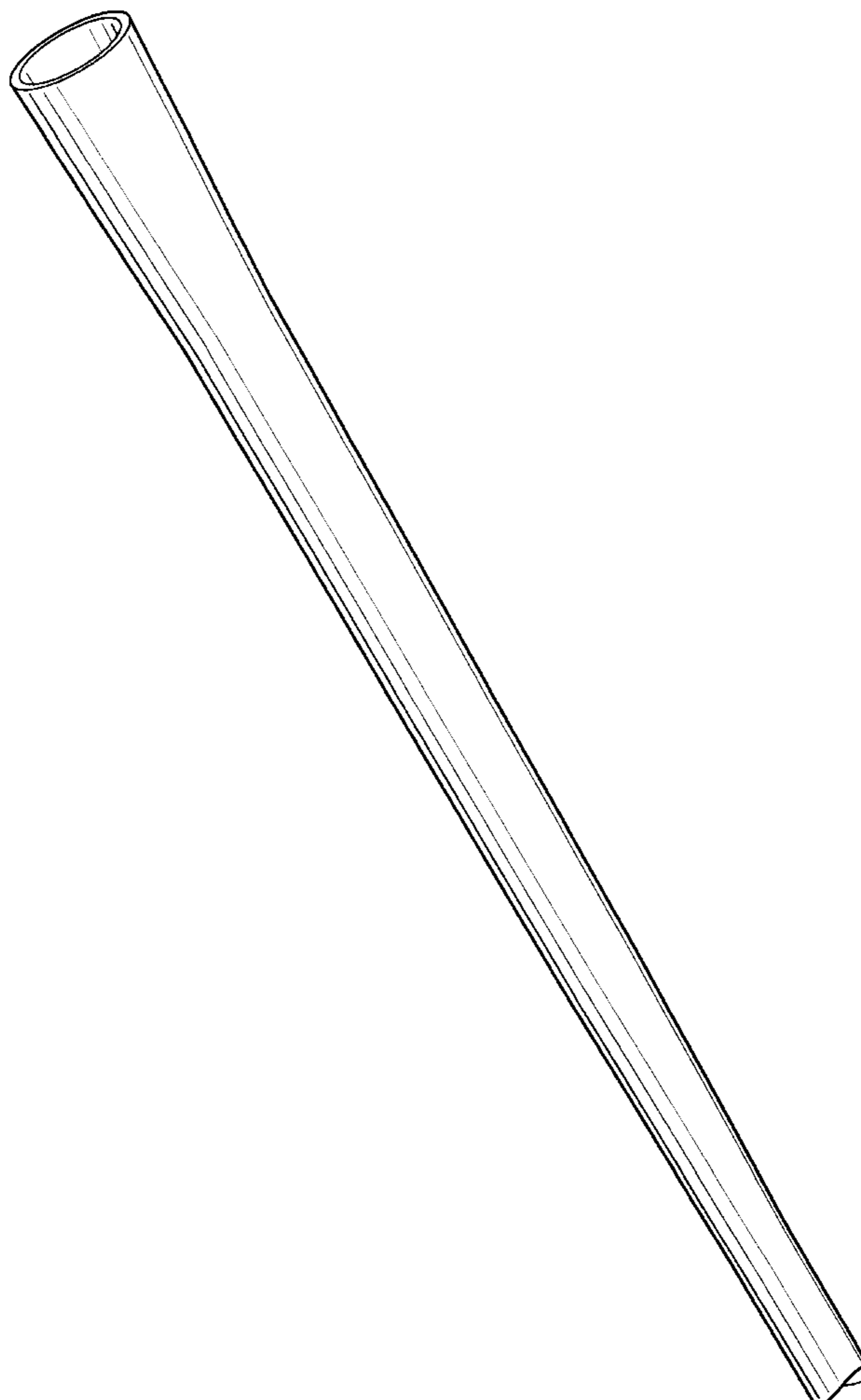
DESCRIPTION

FIG. 1 is a perspective view of a handle portion of a golf club shaft of the invention;

FIG. 2 is a butt-end view thereof; and,

FIG. 3 is a side view thereof, the undisclosed side being identical.

1 Claim, 2 Drawing Sheets



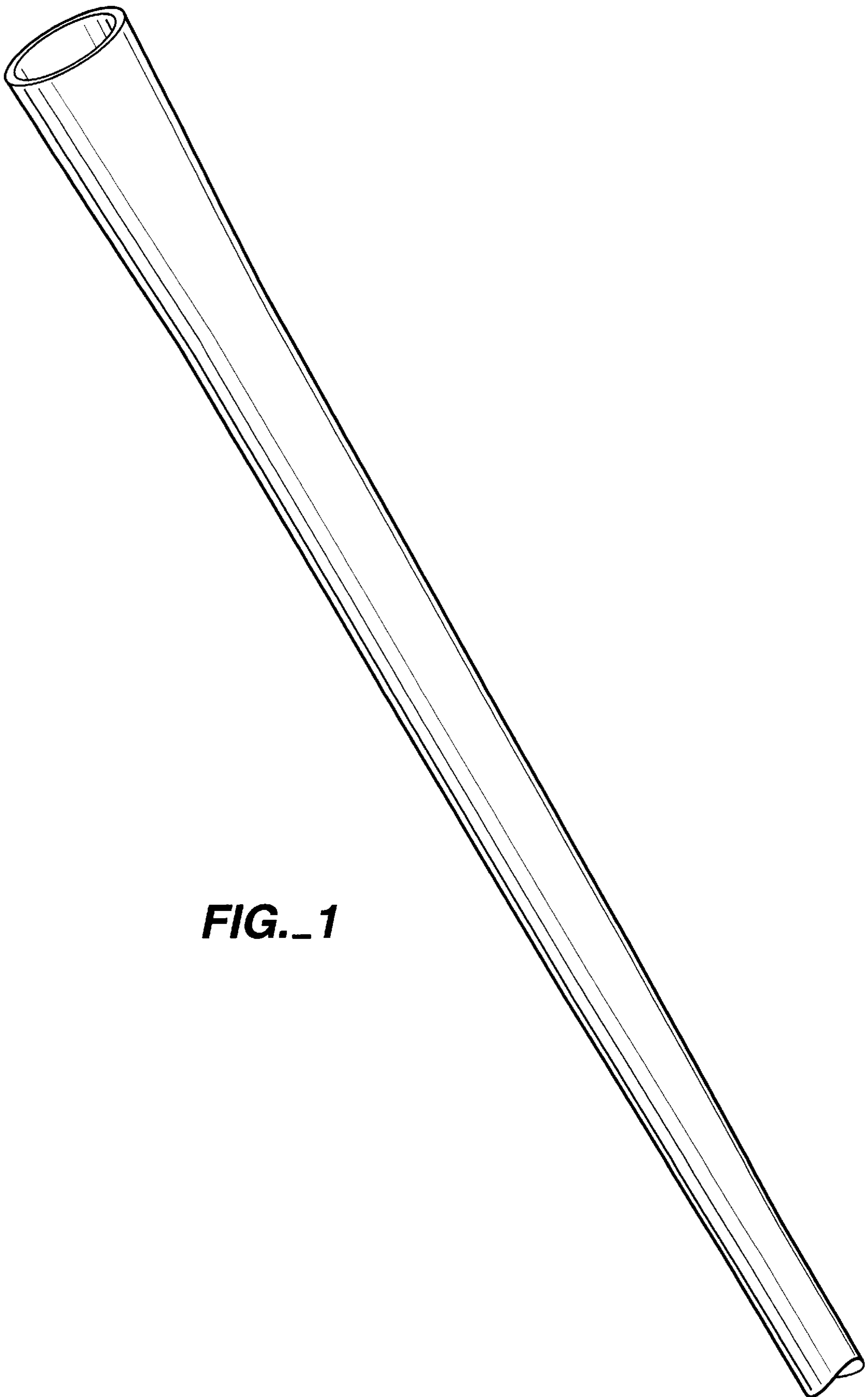


FIG._1

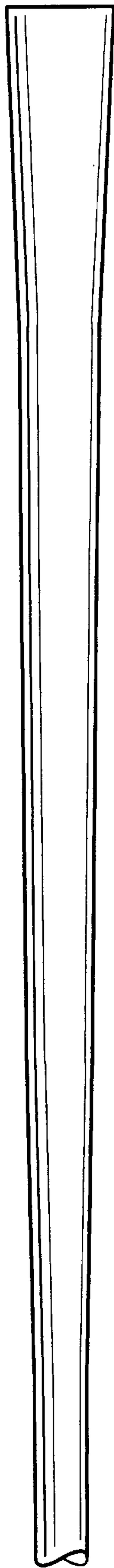


FIG._3

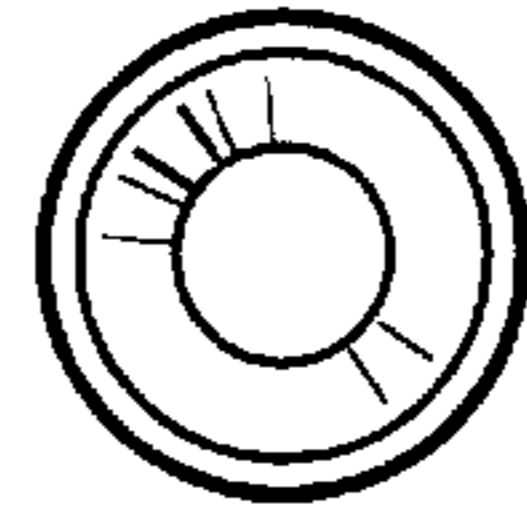


FIG._2