



US00D407453S

United States Patent [19]
Rashman

[11] **Patent Number: Des. 407,453**

[45] **Date of Patent: **Mar. 30, 1999**

[54] **STETHOSCOPE NAME TAG** 4,497,124 2/1985 Olive 40/1.5 X

[75] Inventor: **Richard Rashman**, Los Angeles, Calif.

[73] Assignee: **Prestige Medical Corporation**,
Northridge, Calif.

[**] Term: **14 Years**

[21] Appl. No.: **89,791**

[22] Filed: **Jun. 23, 1998**

[51] **LOC (6) Cl.** **19-08**

[52] **U.S. Cl.** **D20/27; D20/42**

[58] **Field of Search** D20/22, 27, 42,
D20/10, 28; 40/299.01, 639, 660, 661.03,
316, 658, 642.02, 649, 1.5, 626, 666

[56] **References Cited**

U.S. PATENT DOCUMENTS

- D. 266,774 11/1982 Brown et al. D20/41
- D. 321,913 11/1991 Wolff D20/27
- D. 358,615 5/1995 Cline D20/22

Primary Examiner—Susan J. Lucas
Assistant Examiner—Jennifer Rivard
Attorney, Agent, or Firm—Blakely Sokoloff Taylor &
Zafman


[57] **CLAIM**

The ornamental design for a stethoscope name tag, as shown and described.

DESCRIPTION

FIG. 1 is a rear side and top perspective view of the stethoscope name tag thereof;
FIG. 2 is a front elevation view thereof;
FIG. 3 is a right side elevation view thereof, the opposite side being a mirror image thereof;
FIG. 4 is a rear elevation view thereof; and,
FIG. 5 is a top plan view thereof, the bottom being a mirror image thereof.
The broken lines are shown for illustrative purposes only and form no part of the claimed design.

1 Claim, 1 Drawing Sheet



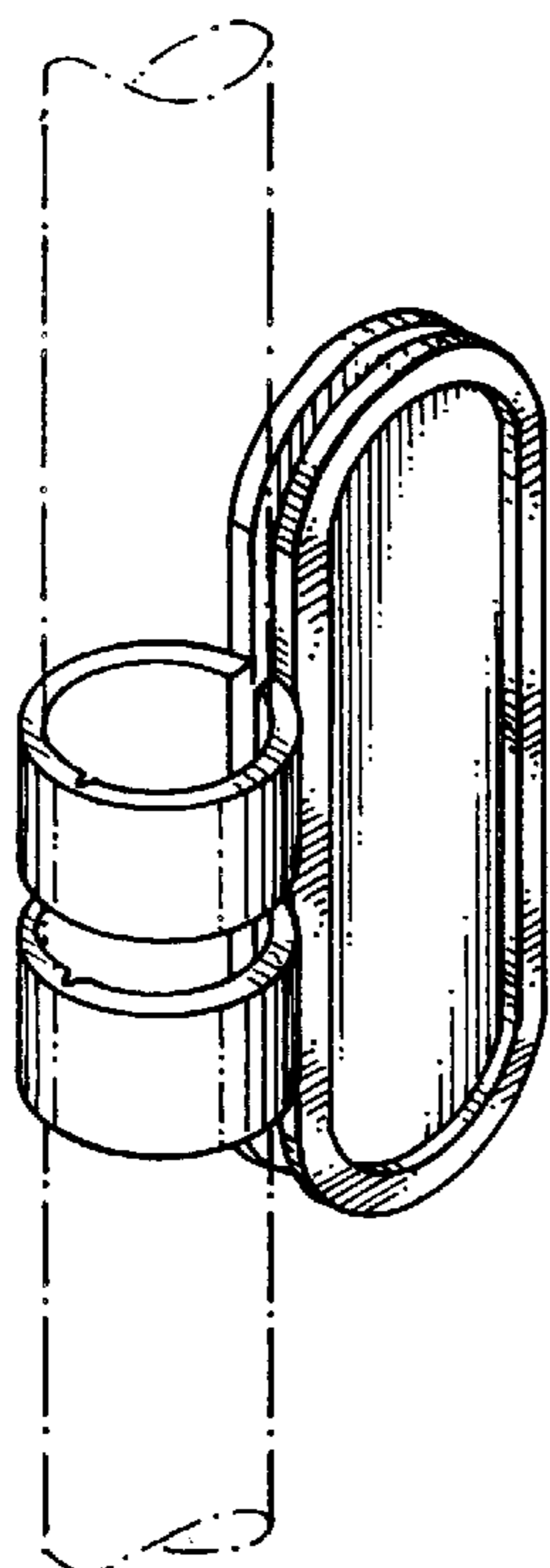


FIG. 1

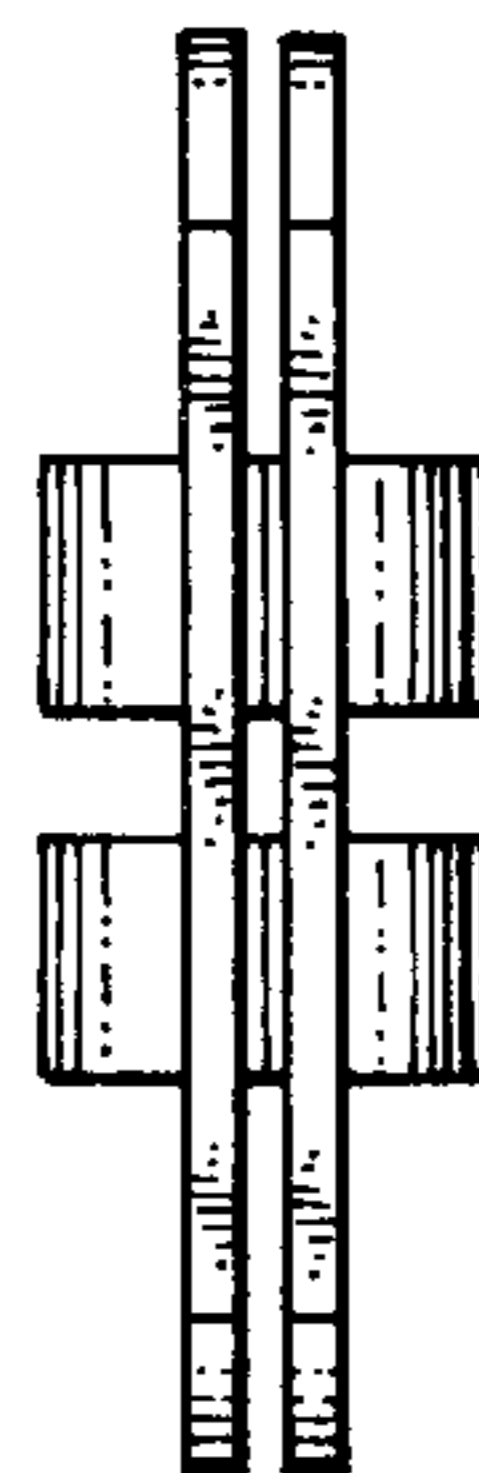


FIG. 2

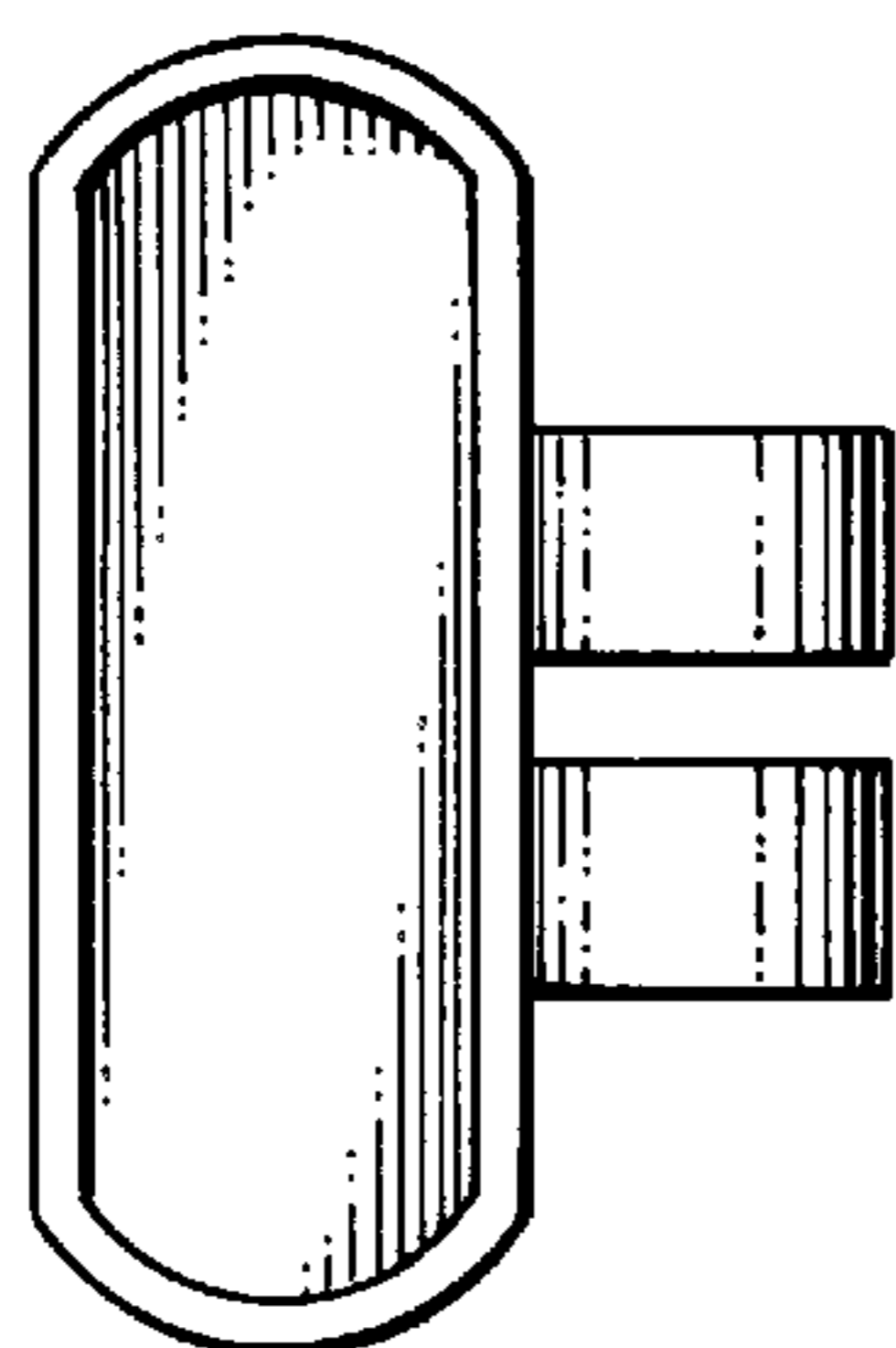


FIG. 3

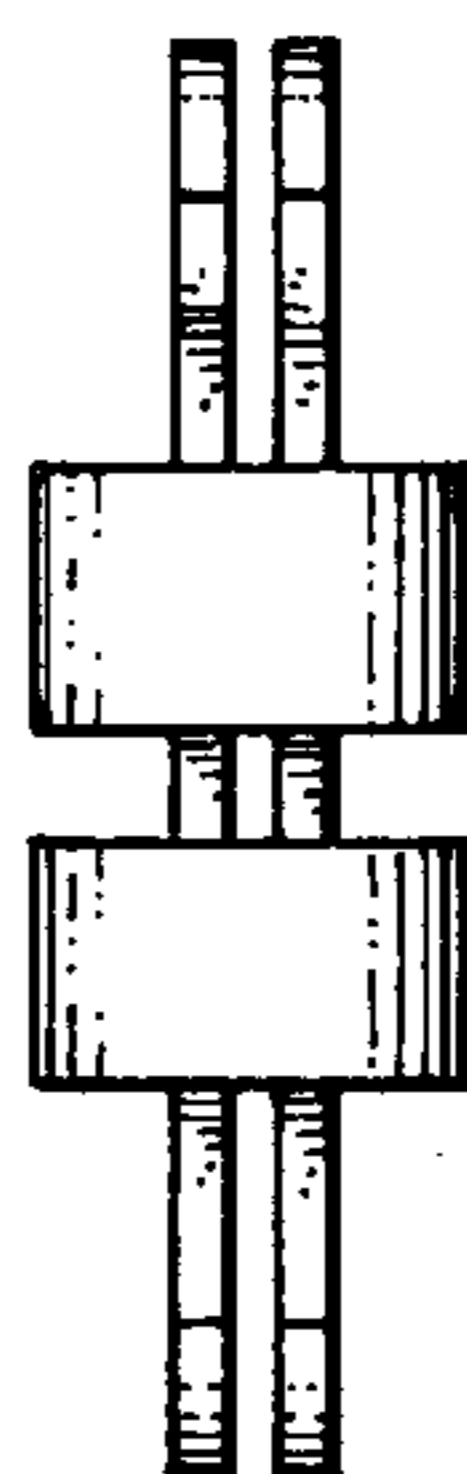


FIG. 4

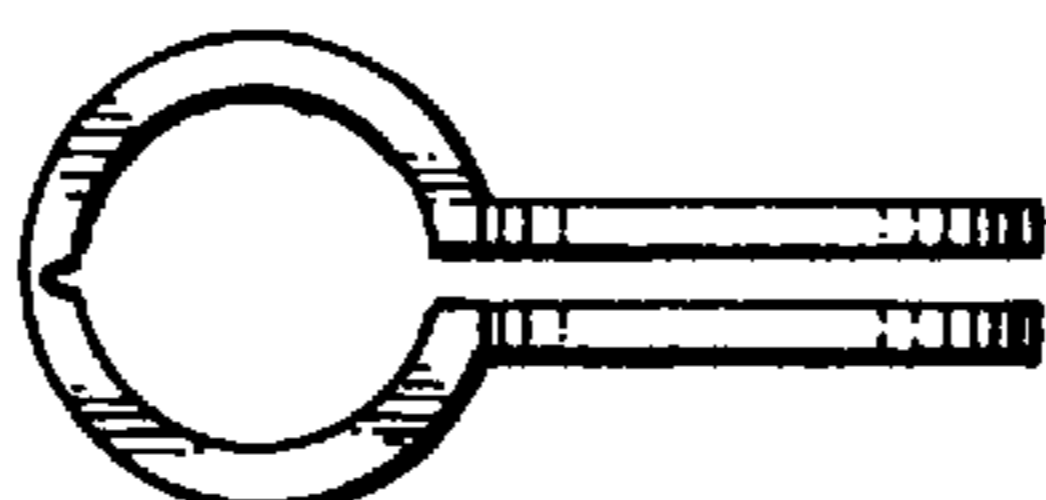


FIG. 5