



US00D407451S

United States Patent [19] Disco

[11] **Patent Number: Des. 407,451**

[45] **Date of Patent: **Mar. 30, 1999**

[54] **SWING TRAINING GOLF BALL**

[76] Inventor: **Thomas A. Disco**, 5685 Brookstone Walk, Acworth, Ga. 30101

[**] Term: **14 Years**

[21] Appl. No.: **73,219**

[22] Filed: **Jul. 3, 1997**

[51] **LOC (6) Cl. 21-02**

[52] **U.S. Cl. D21/708**

[58] **Field of Search D21/204, 205; 473/268, 280, 378-385, 134; 434/252**

[56] **References Cited**

U.S. PATENT DOCUMENTS

D. 194,688	2/1963	Santora	D21/205
D. 386,548	11/1997	Cullen	D21/205
2,840,842	7/1958	Kaheny	D21/205 X
3,081,091	3/1963	Grow	473/280
4,209,172	6/1980	Yamamoto	273/183
4,235,441	11/1980	Ciccarello	273/213

Primary Examiner—Ted Shooman
Assistant Examiner—Richelle Shelton

Attorney, Agent, or Firm—Louis T. Isaf

[57] **CLAIM**

The ornamental design for a “swing training golf ball”, as shown and described.

DESCRIPTION

FIG. 1 is a front view of a swing training golf ball showing my new design, in accordance with a first embodiment of the present invention;

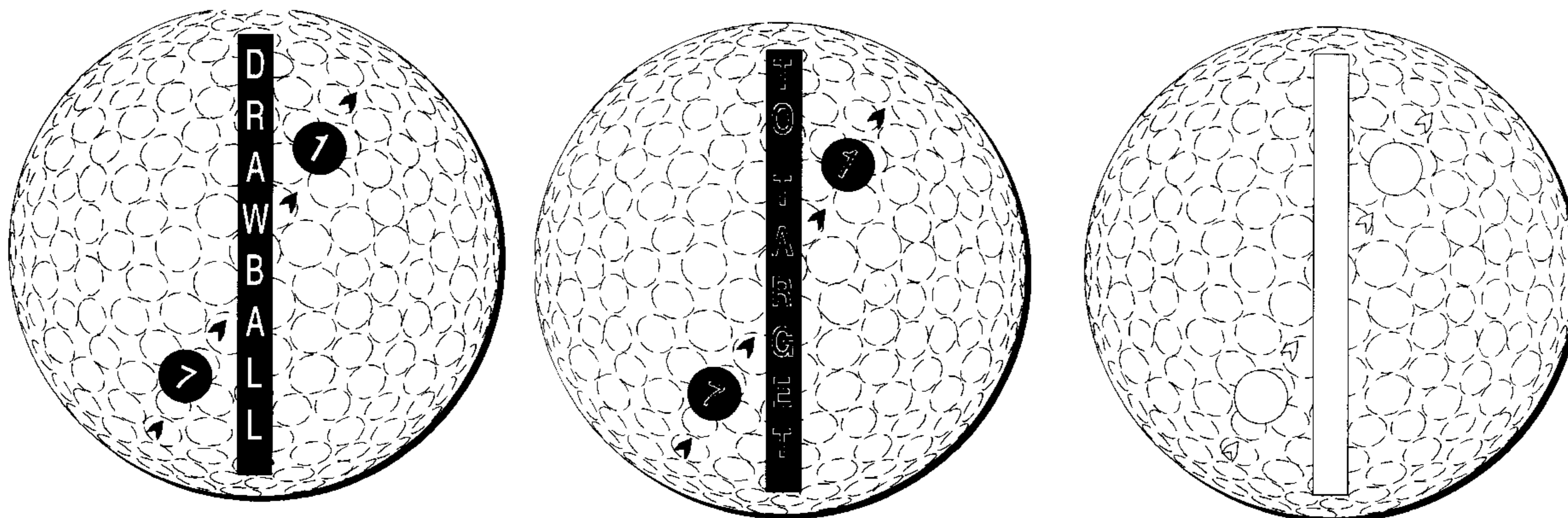
FIG. 2 is a front view of a swing training golf ball showing my new design, in accordance with a second embodiment of the present invention, shown with representative letters and numbers represented by broken lines to indicate that these numbers and letters are not a part of this embodiment of the invention; and,

FIG. 3 is a front view of a swing training golf ball showing my new design, in accordance with a third embodiment of the present invention.

The broken line showing of golf ball dimples in FIGS. 1-3 is for illustrative purposes only and forms no part of the claimed design.

The opposite side of each of the embodiments is unornamented.

1 Claim, 1 Drawing Sheet



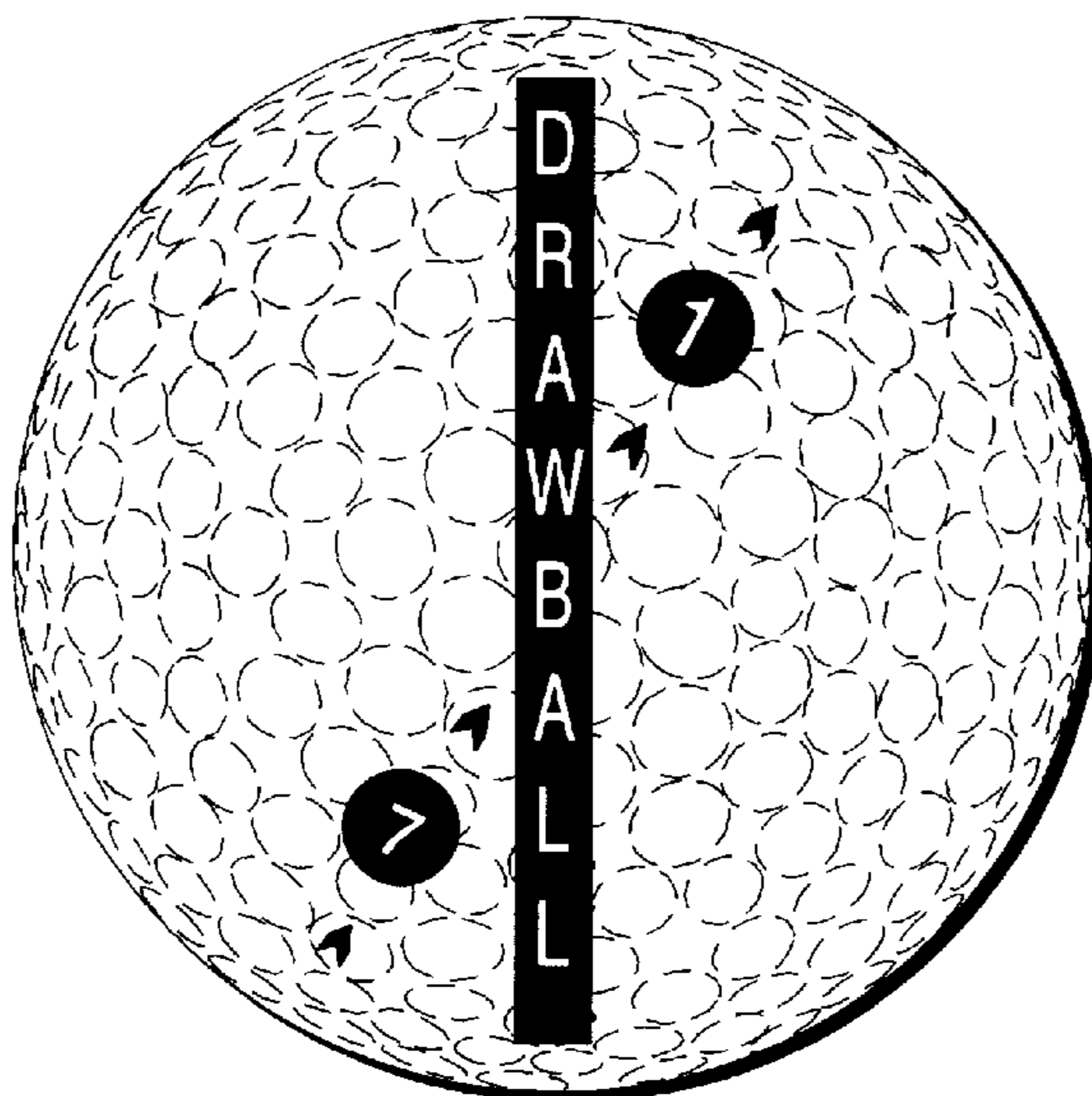


FIG. 1

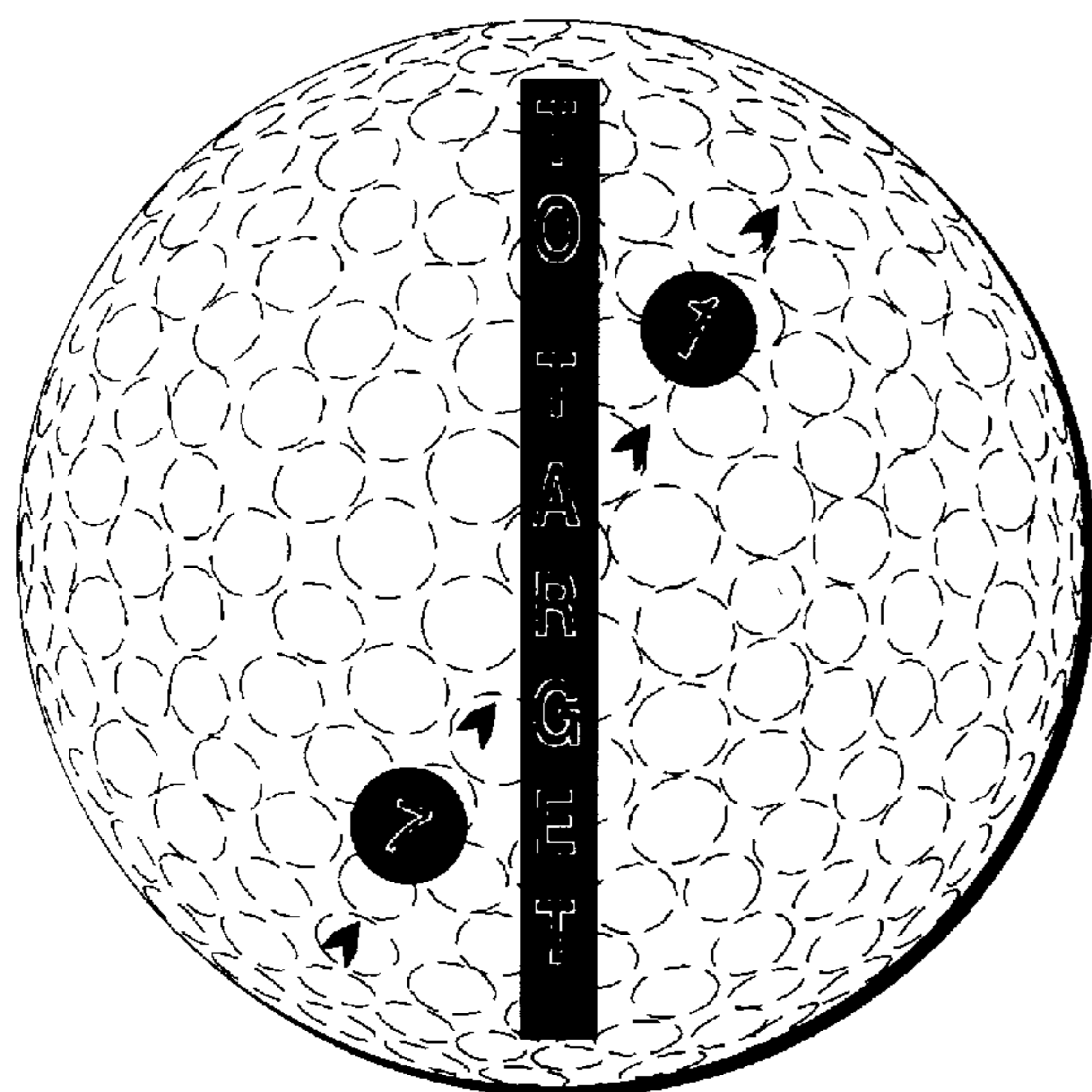


FIG. 2

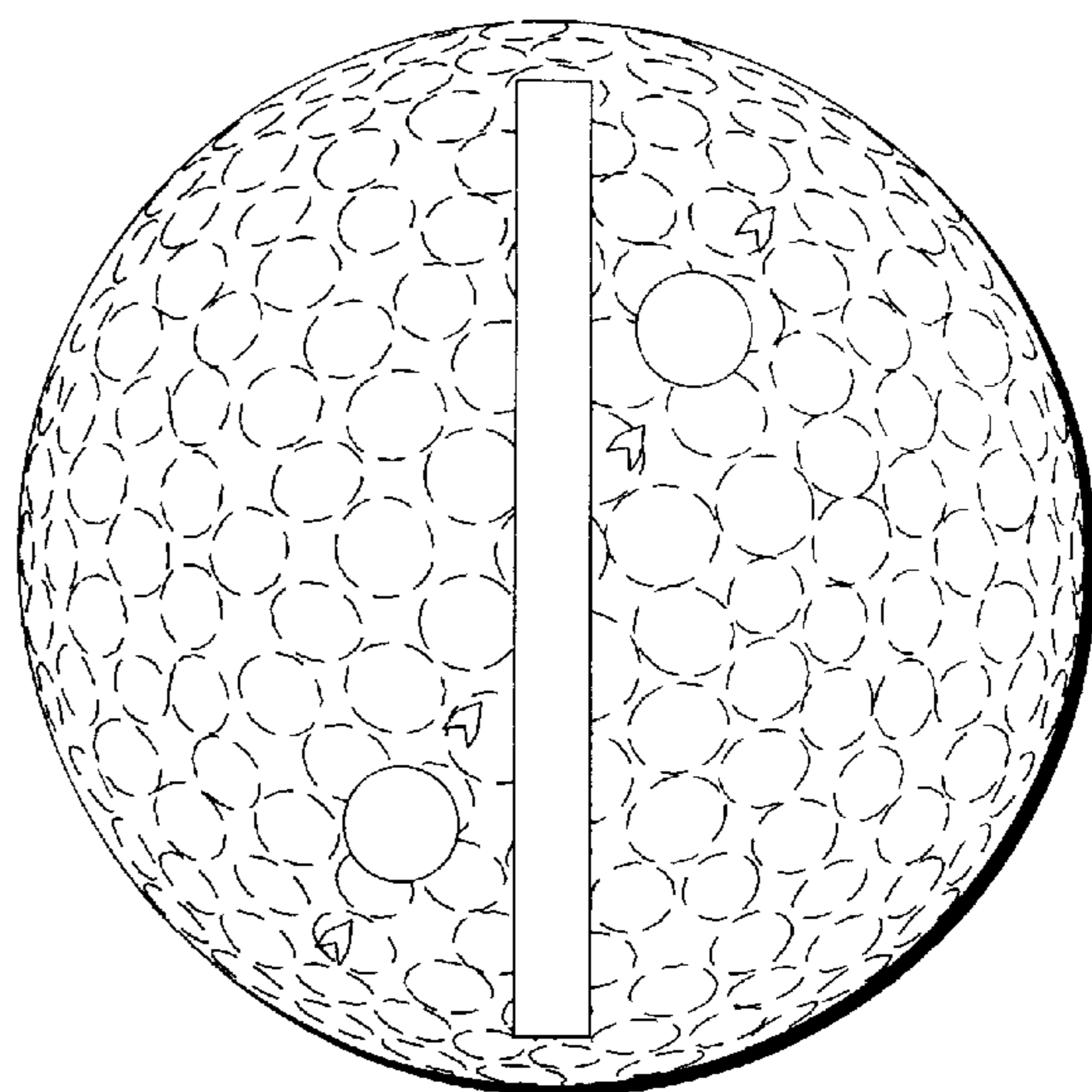


FIG. 3