



US00D407449S

# United States Patent [19]

Cerda et al.

[11] Patent Number: **Des. 407,449**

[45] Date of Patent: **\*\*\*Mar. 30, 1999**

[54] **DOLL**

[76] Inventors: **Juan L. Cerda**, 2200 NW. 92nd Ave., Miami, Fla. 33172; **Salvador Berenguer**, Costeretes, 11, Onil (Alicante), Spain; **Jose Berenguer**, Cervantes, 2, Onil, Spain

[\*] Notice: The term of this patent shall not extend beyond the expiration date of Pat. No. D. 398,666.

[\*\*] Term: **14 Years**

[21] Appl. No.: **79,281**

[22] Filed: **Nov. 12, 1997**

[51] **LOC (6) Cl.** ..... **21-01**

[52] **U.S. Cl.** ..... **D21/633; D21/630**

[58] **Field of Search** ..... D21/166, 174, D21/171; D11/160, 128; 446/369, 268, 372

[56] **References Cited**

**U.S. PATENT DOCUMENTS**

D. 83,223 2/1931 Tuteur ..... D11/160 X

D. 151,426 10/1948 Bishop ..... D11/160 X  
D. 161,433 1/1951 Dexter ..... D21/174  
D. 169,769 6/1953 Lee ..... D21/174  
D. 311,430 10/1990 Paris ..... D21/174  
D. 347,455 5/1994 Romero ..... D21/171

*Primary Examiner*—Lucy Lieberman  
*Attorney, Agent, or Firm*—John K. Donaghy

[57] **CLAIM**

We claim the ornamental design for a doll, as shown and described.

**DESCRIPTION**

FIG. 1 is a perspective of a doll showing our new design; FIG. 2 is a front view of the doll; FIG. 3 is a back view of the doll; FIG. 4 is a side elevation of the doll as seen from the right side of FIG. 2; FIG. 5 is a side elevation of the doll as seen from the left side of FIG. 2; FIG. 6 is a bottom view thereof; and, FIG. 7 is a top view thereof.

**1 Claim, 4 Drawing Sheets**





FIG. 1

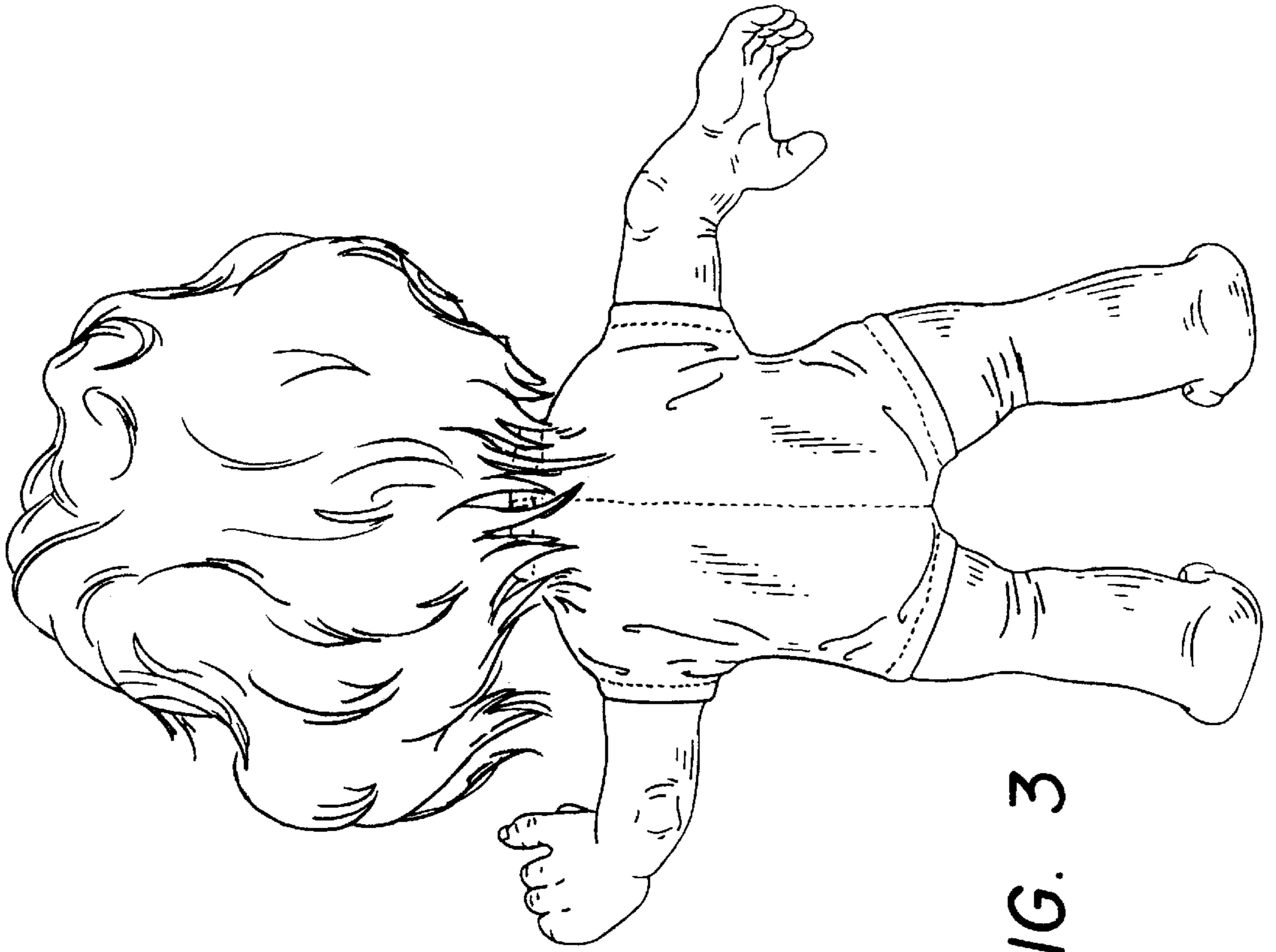


FIG. 3



FIG. 2



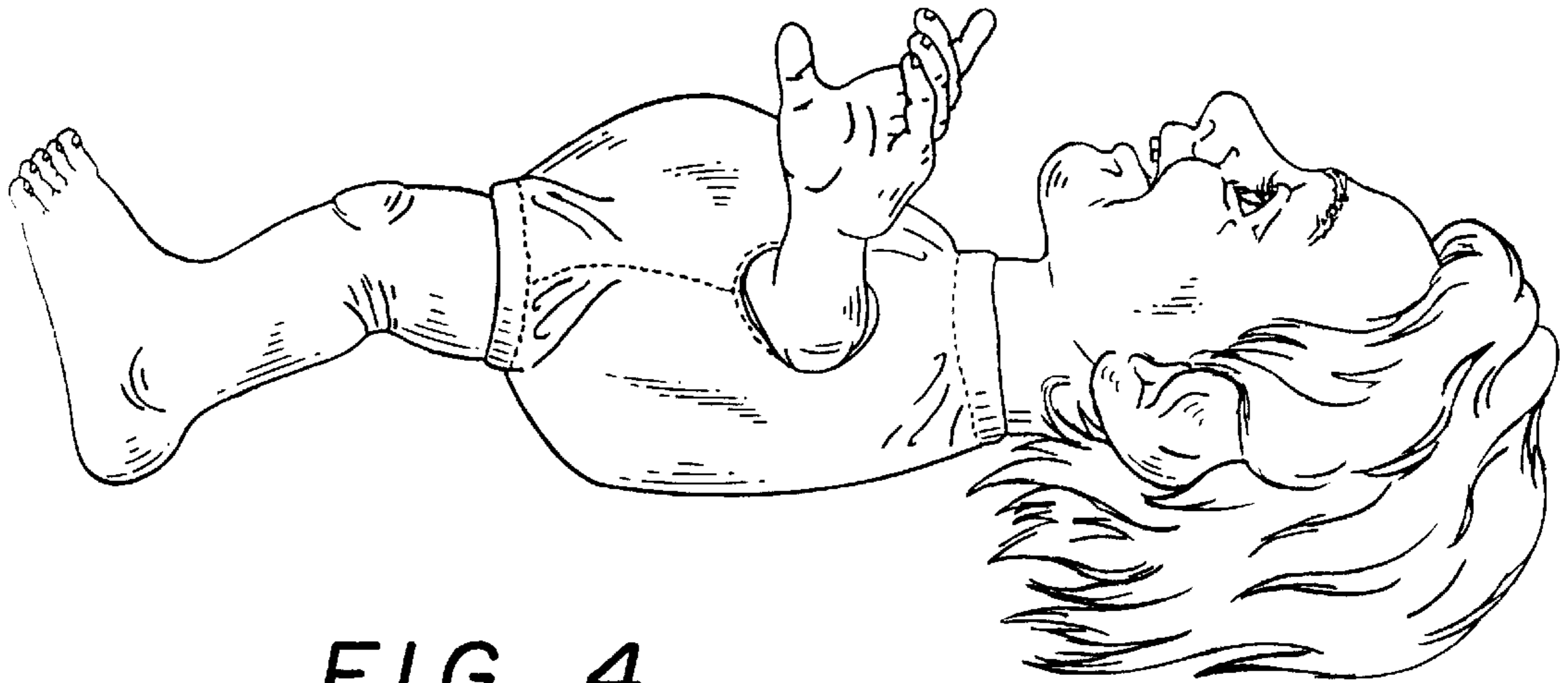


FIG. 4

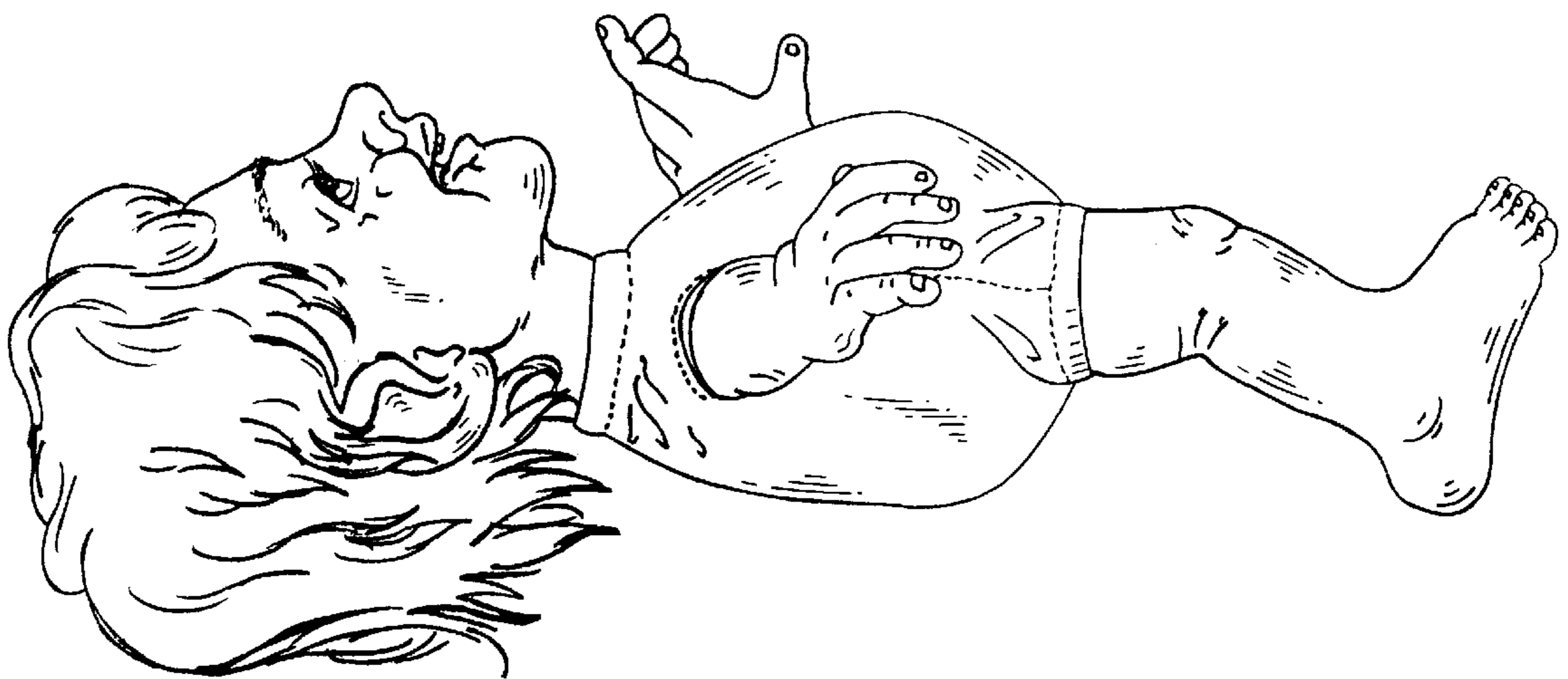


FIG. 5

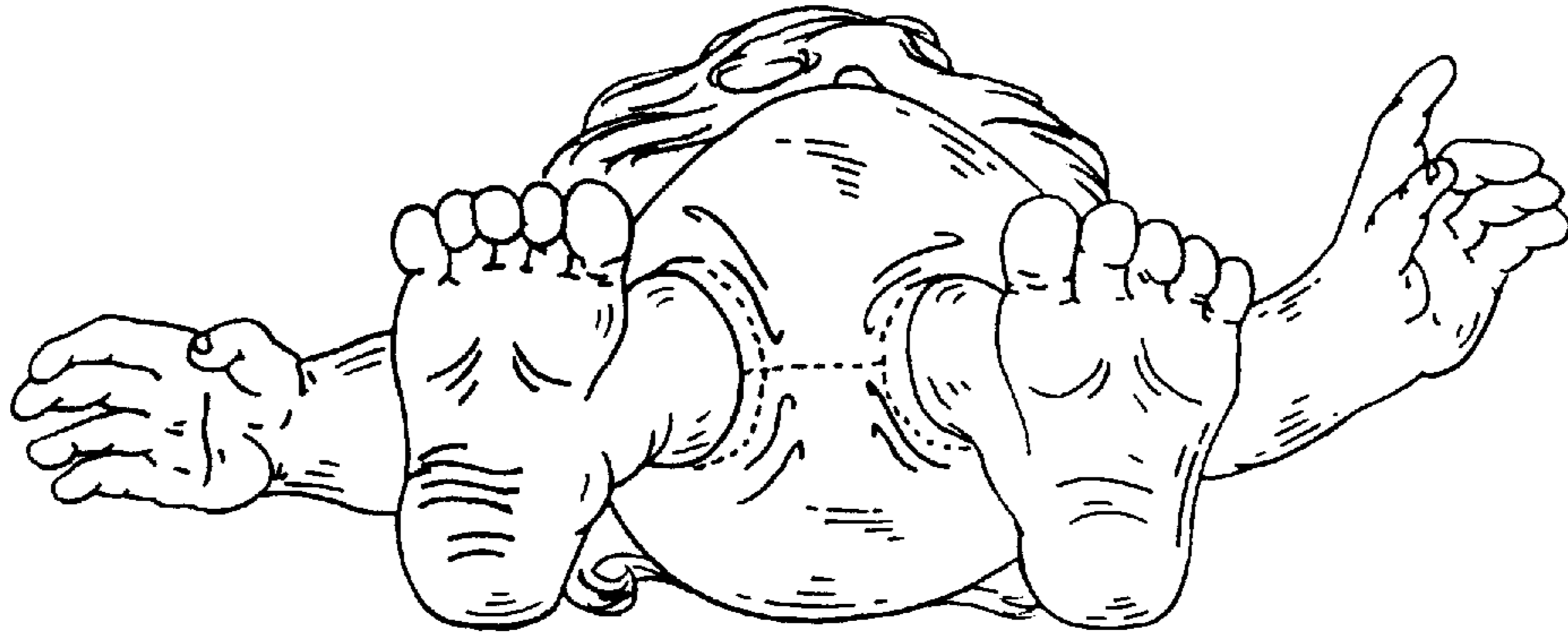


FIG. 6



FIG. 7